










Minnesota Twins Minor League Report Thursday, August 16, 2018

Team	Level	Record	Yesterday's Scores	Streak/Last 10
 Rochester Red Wings	Triple-A	54-66; 18.0 GB 5th in International League North	L, 2-3 at Columbus	L1, 5-5
 Chattanooga Lookouts	Double-A	20-30; 9.5 GB 5th in Southern League North	L, 2-3 at Mississippi	L4, 4-6
 Fort Myers Miracle	High-A	31-21; 1.5 GB 2nd in Fla. State League South	W, 3-2 vs. Charlotte	W1, 6-4
 C. Rapids Kernels	Low-A	31-20; +- G T-1st in Midwest League Eastern	Suspended	L3, 4-6
 Elizabethton Twins	Rookie	28-18; +3.5 G 1st in App. League West	No Game	W2, 5-5
 GCL Twins	Rookie	27-20; 1.5 GB 2nd in GCL South	G1: W, 3-1 vs. GCL Orioles G2: W, 3-2 vs. GCL Orioles	W2, 5-5
 DSL Twins	DSL	43-20; -- GB T-1st in DSL South	L, 0-3 at DSL Mets 1	L1, 8-2

Columbus Clippers (65-57) 3, Rochester Red Wings (54-66) 2
August 15, 2018

	1	2	3	4	5	6	7	8	9	R	H	E
Rochester	0	0	0	0	1	0	0	0	1	2	3	0
Columbus	0	0	0	1	2	0	0	0	x	3	9	0

Rochester	AB	R	H	RBI	BB	SO	LOB	AVG	Columbus	AB	R	H	RBI	BB	SO	LOB	AVG
Gordon, SS	3	0	0	0	1	0	2	.212	Barnes, B, RF	4	1	2	2	0	2	1	.279
Kemmer, RF	3	0	0	0	1	1	2	.200	Marabell, LF	4	1	1	0	0	2	2	.246
Astudillo, 3B	4	0	0	0	0	0	3	.268	Haase, DH	4	0	0	0	0	3	1	.239
Vargas, DH	4	1	1	1	0	2	1	.221	Rosales, 2B-3B	4	0	2	1	0	1	0	.246
Wade, LF	3	1	1	0	1	0	0	.239	Bradley, 1B	4	0	1	0	0	1	2	.208
Motter, 2B	4	0	1	1	0	2	1	.174	Chang, SS	4	0	0	0	0	2	3	.250
Wilkins, 1B	4	0	0	0	0	1	2	.164	Sever, 3B	3	1	2	0	0	1	0	.300
Pacheco, C	3	0	0	0	0	1	2	.203	1-Stamets, PR-2B	0	0	0	0	0	0	0	.205
Hazelbaker, CF	1	0	0	0	2	0	0	.198	Brantly, C	3	0	1	0	0	0	2	.211
Thorpe, P	0	0	0	0	0	0	0	.000	Mercado, CF	3	0	0	0	0	0	3	.119
Bard, P	0	0	0	0	0	0	0	.000	Talbot, P	0	0	0	0	0	0	0	.000
Totals	29	2	3	2	5	7	13	.225	Edwards, P	0	0	0	0	0	0	0	.000
									Martin, J, P	0	0	0	0	0	0	0	.000
									Taylor, P	0	0	0	0	0	0	0	.000
									Totals	33	3	9	3	0	12	14	.250

1-Ran for Sever in the 7th.

BATTING

2B: Motter (7, Talbot).
HR: Vargas (16, 9th inning off Taylor, 0 on, 0 out).
TB: Vargas 4; Motter 2; Wade.
RBI: Motter (12); Vargas (53).
Runners left in scoring position, 2 out: Vargas; Gordon.
GIDP: Astudillo.
Team RISP: 0-for-7.
Team LOB: 5.

BATTING

2B: Rosales 2 (20, Thorpe, Thorpe); Bradley (3, Bard).
HR: Barnes, B (13, 5th inning off Thorpe, 1 on, 2 out).
TB: Marabell; Sever 2; Bradley 2; Barnes, B 5; Brantly; Rosales 4.
RBI: Rosales (51); Barnes, B 2 (72).
2-out RBI: Barnes, B 2.
Runners left in scoring position, 2 out: Chang 3; Marabell.
Team RISP: 2-for-10.
Team LOB: 6.

BASERUNNING

SB: Hazelbaker (14, 2nd base off Martin, J/Brantly).

BASERUNNING

SB: Stamets (4, 2nd base off Bard/Pacheco).

FIELDING

DP: (Chang-Stamets-Bradley).

Rochester	IP	H	R	ER	BB	SO	HR	ERA	Columbus	IP	H	R	ER	BB	SO	HR	ERA
Thorpe (L, 0-1)	6.1	7	3	3	0	9	1	4.26	Talbot (W, 4-5)	5.0	2	1	1	2	3	0	2.94
Bard	1.2	2	0	0	0	3	0	4.89	Edwards (H, 2)	2.0	0	0	0	1	1	0	2.08
Totals	8.0	9	3	3	0	12	1	3.47	Martin, J (H, 2)	0.1	0	0	0	2	1	0	0.61
									Taylor (S, 10)	1.2	1	1	1	0	2	1	2.88
									Totals	9.0	3	2	2	5	7	1	4.45

Game Scores: Thorpe 58; Talbot 62.

WP: Thorpe.

Balk: Talbot.

Pitches-strikes: Thorpe 100-71; Bard 26-17; Talbot 76-47; Edwards 22-15; Martin, J 15-4; Taylor 24-16.

Groundouts-flyouts: Thorpe 3-4; Bard 2-0; Talbot 8-1; Edwards 3-2; Martin, J 0-0; Taylor 1-0.

Batters faced: Thorpe 26; Bard 7; Talbot 19; Edwards 7; Martin, J 3; Taylor 5.

Inherited runners-scored: Bard 1-0; Taylor 2-0.

Umpires: HP: Dan Merzel. 1B: Erich Bacchus. 3B: Brian Peterson.

Weather: 83 degrees, cloudy.

Wind: 4 mph, Calm.

First pitch: 12:04 PM.

T: 2:36.

Att: 10,100.

Venue: Huntington Park.

August 15, 2018

Compiled by MLB Advanced Media

Copyright 2018 by Major League Baseball Advanced Media.

Rochester Red Wings Individual Statistics As of: 08/15/2018 02:51 PM EDT
 Choose a highlighted category to sort. NOTE: Rate stats do not use qualifiers.

W-L Record: 54-66

		GI ---GAMES BY POSITION---																												
BATTERS		AVG	G	AB	R	H	2B	3B	HR	RBI	TB	BB	IBB	SO	SB	CS	OBP	SLG	OPS	SF	SAC	HBP	DP	1B	2B	3B	SS	OF	C	E
	Astudillo, Willians	.268	71	257	26	69	15	1	11	35	119	10	1	13	7	3	.310	.463	.774	3	1	7	10	2	0	25	0	6	36	6
	Buxton, Byron	.238	23	84	12	20	4	0	4	11	36	8	0	28	4	1	.312	.429	.740	0	0	1	0	0	0	0	0	17	0	0
#	Corcino, Edgar	.261	28	88	8	23	4	1	2	6	35	4	1	21	0	0	.290	.398	.688	1	0	0	1	0	0	0	0	22	0	1
*	Gordon, Nick	.212	80	311	28	66	13	3	2	25	91	14	0	64	9	2	.248	.293	.540	1	1	1	6	0	24	0	56	0	0	6
*	Granite, Zack	.211	67	237	28	50	8	0	0	4	58	22	1	28	9	4	.282	.245	.527	1	1	2	3	0	0	0	0	67	0	4
	Graterol, Juan	.304	21	69	7	21	4	0	0	6	25	0	0	2	0	0	.329	.362	.691	1	0	3	5	0	0	0	0	0	21	1
*	Hazelbaker, Jeremy	.156	25	64	8	10	2	1	2	6	20	13	0	25	5	0	.308	.313	.620	0	0	1	0	0	0	0	0	24	0	0
T	Hazelbaker, Jeremy	.198	87	278	40	55	18	1	10	33	105	35	0	108	14	0	.297	.378	.674	0	0	4	2	0	0	0	0	67	0	1
*	Kemmer, Jon	.200	26	80	12	16	5	1	2	11	29	8	0	24	1	0	.289	.363	.651	0	0	2	0	0	0	0	0	24	0	1
	Mottor, Taylor	.174	41	138	20	24	7	1	5	12	48	19	1	34	2	3	.278	.348	.626	0	0	1	2	1	7	19	7	8	0	2
	Pacheco, Jordan	.203	19	59	9	12	3	0	0	2	15	4	0	12	0	0	.266	.254	.520	0	0	1	2	0	0	3	0	0	15	2
	Petit, Gregorio	.279	65	233	26	65	9	1	1	22	79	13	0	42	4	1	.321	.339	.660	3	4	3	4	0	24	10	32	0	0	7
	Reginato, Leonardo	.207	60	203	18	42	8	1	2	21	58	12	0	51	3	2	.255	.286	.540	3	2	2	5	0	14	25	21	0	0	4
	Sawyer, Wynston	.318	23	66	13	21	2	0	1	11	26	11	0	16	0	0	.446	.394	.840	1	0	5	0	2	0	0	0	0	22	1
#	Vargas, Kennys	.221	110	394	31	87	15	0	16	53	150	48	1	117	0	0	.308	.381	.688	6	0	4	21	67	0	0	0	0	0	3
*	Wade, LaMonte	.239	56	184	19	44	8	2	3	14	65	34	1	40	5	1	.367	.353	.720	0	0	3	5	0	0	0	0	54	0	3
*	Wilkins, Andy	.164	21	73	5	12	2	0	2	8	20	6	0	22	1	0	.228	.274	.502	0	0	0	1	11	0	1	0	2	0	1
	Other	.217	383	1304	138	283	49	7	31	134	439	157	5	393	21	6	.312	.337	.648	17	3	30	26							
	Team Total	.225	120	3844	408	865	158	19	84	381	1313	383	11	932	71	23	.303	.342	.645	37	12	66	91							74
PITCHERS		W	L	ERA	G	GS	CG	SHO	SV	SVO	IP	H	R	ER	HR	HB	BB	IBB	SO	BK	WP	GO/AO	DP	WHIP	AVG	AB	TBF	SF	GF	HLD
	Anderson, Nick	6	2	3.78	34	3	0	0	3	5	50.0	44	25	21	8	1	17	2	73	0	2	0.44	1	1.22	.234	188	207	1	17	3
	Bard, Luke	1	3	4.89	27	0	0	0	1	1	38.2	41	25	21	5	1	14	1	43	1	7	0.79	1	1.42	.273	150	169	3	13	2
	Baxendale, D.J.	0	3	3.64	27	9	0	0	0	1	59.1	68	27	24	5	4	18	2	54	0	4	0.84	3	1.45	.289	235	260	2	2	5
	Busenitz, Alan	2	3	2.48	27	1	0	0	7	9	40.0	32	14	11	3	2	8	1	45	0	5	1.12	2	1.00	.219	146	157	1	16	3
	Curtiss, John	2	3	2.87	32	0	0	0	8	10	47.0	34	18	15	2	1	25	1	54	0	2	0.78	2	1.26	.198	172	201	1	24	0
	De Jong, Chase	0	2	4.80	3	2	0	0	0	0	15.0	14	8	8	1	1	8	0	14	0	1	0.63	1	1.47	.246	57	68	2	0	0
	Eades, Ryan	0	0	9.00	1	0	0	0	0	0	1.0	3	1	1	0	0	1	0	1	0	0	1.00	0	4.00	.500	6	7	0	1	0
*	Gonsalves, Stephen	9	3	2.96	19	18	0	0	0	0	100.1	65	33	33	6	6	55	0	95	0	4	0.84	8	1.20	.187	347	411	2	0	0
	Harper, Ryne	0	1	5.14	8	0	0	0	0	0	14.0	13	8	8	2	0	2	0	23	0	0	2.60	1	1.07	.241	54	56	0	2	0
	Littell, Zack	4	5	3.55	16	13	0	0	0	2	88.2	79	39	35	5	3	39	0	80	1	2	0.89	7	1.33	.237	333	379	4	0	0
	Reed, Jake	0	2	2.06	25	0	0	0	2	2	39.1	30	11	9	1	2	16	2	38	0	6	0.42	3	1.17	.214	140	160	2	10	3
	Romero, Fernando	4	4	3.30	12	10	0	0	0	0	73.2	63	30	27	5	2	25	0	54	0	3	1.21	7	1.19	.230	274	303	2	1	0
*	Thorpe, Lewis	0	1	4.26	1	1	0	0	0	0	6.1	7	3	3	1	0	0	0	9	0	1	0.43	0	1.11	.269	26	26	0	0	0
	Other	26	34	3.57	147	63	2	0	10	15	469.0	442	207	186	46	19	160	4	386	0	16	0.98	50	1.28	.251	1764	1973	17	32	13
	Team Total	54	66	3.47	120	120	2	11	31	43	1042.1	935	449	402	90	42	388	13	969	2	53	1.14	86	1.27	.240	3892	4377	37	118	29

KEY: * - lefthanded hitter/pitcher, # - switch hitter

International League North

	W	L	PCT	GB	Home	Away	Div	Streak	Last10
Lehigh Valley IronPigs	73	49	.598	-	39-23	34-26	48-27	L2	4-6
Scranton/Wilkes-Barre RailRiders	63	57	.525	9.0	34-25	29-32	40-35	W1	5-5
Pawtucket Red Sox	57	63	.475	15.0	31-29	26-34	33-41		6-4
Buffalo Bisons	56	63	.471	15.5	30-31	26-32	35-39	W4	7-3
Rochester Red Wings	54	66	.450	18.0	22-36	32-30	36-37		5-5
Syracuse Chiefs	53	69	.434	20.0	27-32	26-37	31-44	W2	6-4

International League South

	W	L	PCT	GB	Home	Away	Div	Streak	Last10
Durham Bulls	67	52	.563	-	35-28	32-24	29-23	W2	5-5
Norfolk Tides	63	57	.525	4.5	34-29	29-28	27-26		5-5
Gwinnett Stripers	58	61	.487	9.0	31-25	27-36	25-27	W3	6-4
Charlotte Knights	54	65	.454	13.0	28-29	26-36	24-29		4-6

International League West

	W	L	PCT	GB	Home	Away	Div	Streak	Last10
Indianapolis Indians	66	56	.541	-	36-24	30-32	31-24	L1	4-6
Columbus Clippers	65	57	.533	1.0	35-24	30-33	29-26	W1	7-3
Toledo Mud Hens	61	60	.504	4.5	31-31	30-29	27-28	L2	4-6
Louisville Bats	52	67	.437	12.5	28-35	24-32	23-32	L5	2-8

Mississippi Braves (56-64) 3, Chattanooga Lookouts (56-63) 2
August 15, 2018

	1	2	3	4	5	6	7	8	9	10	R	H	E
Chattanooga	0	2	0	0	0	0	0	0	0	0	2	8	0
Mississippi	0	0	2	0	0	0	0	0	0	1	3	8	1

None out when winning run scored.

Chattanooga	AB	R	H	RBI	BB	SO	LOB	AVG	Mississippi	AB	R	H	RBI	BB	SO	LOB	AVG
Wiel, DH	5	0	0	0	0	4	3	.315	Pache, CF	4	1	1	1	1	3	0	.327
Rooker, LF	5	0	0	0	0	2	3	.267	Salazar, 2B	3	0	1	0	0	0	0	.311
Raley, 1B	5	0	2	0	0	1	1	.295	Neslony, DH	4	0	0	0	0	1	3	.251
Davis, J, RF	5	0	1	0	0	3	3	.307	Demeritte, LF	4	0	2	1	0	1	0	.219
Arraez, 2B	3	0	0	0	1	0	1	.279	Marlette, 1B	4	0	1	1	0	1	2	.241
Paul, 3B	4	1	1	0	0	1	2	.255	Valenzuela, 3B	4	0	1	0	0	0	2	.271
Navarro, C	4	1	1	0	0	1	3	.242	Martinez, C, C	4	0	0	0	0	2	1	.246
Kerrigan, CF	4	0	1	0	0	2	3	.196	1-Lockhart, PR	0	1	0	0	0	0	0	.232
Gore, SS	4	0	2	2	0	0	1	.207	Lien, RF	4	0	1	0	0	0	0	.196
Bencomo, P	0	0	0	0	0	0	0	.000	Didder, SS	3	1	1	0	1	1	0	.312
Stashak, P	0	0	0	0	0	0	0	.000	Sanchez, R, P	0	0	0	0	0	0	0	.250
Jay, P	0	0	0	0	0	0	0	.000	Burrows, P	0	0	0	0	0	0	0	.000
Totals	39	2	8	2	1	14	20	.256	Totals	34	3	8	3	2	9	8	.240

1-Ran for Martinez, C in the 10th.

BATTING

3B: Gore (3, Sanchez, R).

TB: Gore 4; Kerrigan; Navarro; Paul; Davis, J; Raley 2.

RBI: Gore 2 (15).

2-out RBI: Gore 2.

Runners left in scoring position, 2 out: Wiel; Rooker;

Navarro 2; Davis, J.

Team RISP: 1-for-10.

Team LOB: 9.

BATTING

TB: Marlette; Didder; Demeritte 2; Pache; Lien; Salazar;

Valenzuela.

RBI: Demeritte (56); Marlette (45); Pache (4).

2-out RBI: Demeritte; Marlette.

Runners left in scoring position, 2 out: Marlette; Valenzuela.

SAC: Salazar.

Team RISP: 3-for-6.

Team LOB: 8.

FIELDING

E: Valenzuela (14, fielding).

Chattanooga	IP	H	R	ER	BB	SO	HR	ERA	Mississippi	IP	H	R	ER	BB	SO	HR	ERA
Bencomo	6.0	7	2	2	0	6	0	3.60	Sanchez, R	6.1	7	2	0	0	8	0	4.81
Stashak	2.0	0	0	0	0	2	0	2.81	Burrows	1.2	1	0	0	1	3	0	2.61
Jay (L, 3-4)	1.0	1	1	0	2	1	0	4.09	Graham (W, 5-3)	2.0	0	0	0	0	3	0	7.63
Totals	9.0	8	3	2	2	9	0	3.97	Totals	10.0	8	2	0	1	14	0	3.66

Jay pitched to 3 batters in the 10th.

Game Scores: Bencomo 62; Sanchez, R 66.

WP: Sanchez, R.

IBB: Didder (by Jay).

Pitches-strikes: Bencomo 80-56; Stashak 25-17; Jay 19-11; Sanchez, R 94-60; Burrows 28-17; Graham 18-13.

Groundouts-flyouts: Bencomo 8-2; Stashak 0-1; Jay 0-1; Sanchez, R 4-4; Burrows 2-0; Graham 2-1.

Batters faced: Bencomo 25; Stashak 6; Jay 6; Sanchez, R 27; Burrows 7; Graham 6.

Inherited runners-scored: Burrows 2-0.

Umpires: HP: Matthew Bates. 1B: Matt Winter. 3B: Brandon Butler.

Weather: 93 degrees, partly cloudy.

Wind: 5 mph, Varies.

First pitch: 7:02 PM.

T: 2:35.

Att: 1,417.

Venue: Trustmark Park.

August 15, 2018

Compiled by MLB Advanced Media

Copyright 2018 by Major League Baseball Advanced Media.

Chattanooga Lookouts Individual Statistics As of: 08/15/2018 11:13 PM EDT
 Choose a highlighted category to sort. NOTE: Rate stats do not use qualifiers.

W-L Record: 56-63

GI ---GAMES BY POSITION---

BATTERS	AVG	G	AB	R	H	2B	3B	HR	RBI	TB	BB	IBB	SO	SB	CS	OBP	SLG	OPS	SF	SAC	HBP	DP	1B	2B	3B	SS	OF	C	E	
* Arraez, Luis	.279	34	129	17	36	5	0	1	8	44	11	1	11	2	0	.338	.341	.679	1	1	1	4	0	18	8	7	1	0	3	
Davis, Jaylin	.307	46	176	21	54	11	2	4	27	81	14	0	48	3	2	.369	.460	.829	1	0	4	4	0	0	0	0	37	0	2	
English, Tanner	.213	86	268	40	57	15	4	4	28	92	20	0	89	13	8	.272	.343	.615	3	4	3	0	0	0	0	0	83	0	3	
# Gore, Jordan	.207	28	92	19	19	3	3	1	15	31	13	0	17	0	0	.299	.337	.636	2	0	0	3	0	0	1	27	0	0	5	
Kerrigan, Jimmy	.196	41	148	15	29	5	0	4	12	46	10	0	54	0	3	.256	.311	.567	0	0	2	2	0	0	0	0	38	0	1	
* Kranson, Mitchell	.269	39	130	9	35	6	1	2	17	49	14	1	22	0	1	.338	.377	.715	3	0	1	3	8	0	8	0	0	17	1	
Navarreto, Brian	.242	82	306	33	74	17	0	4	23	103	9	0	46	0	1	.274	.337	.611	1	2	5	14	0	0	0	0	0	82	8	
Olson, Brian	.222	12	45	8	10	1	0	0	3	11	5	0	13	0	0	.300	.244	.544	0	1	0	1	0	0	0	0	0	12	0	
Paul, Chris	.255	90	333	47	85	22	1	6	48	127	20	1	73	2	0	.303	.381	.684	3	0	4	6	7	0	67	0	13	0	9	
* Perez, Alex	.249	65	225	28	56	8	1	0	28	66	35	0	54	2	0	.352	.293	.646	2	0	2	5	0	51	2	15	0	0	6	
* Raley, Luke	.295	12	44	8	13	1	1	2	7	22	7	0	14	0	0	.415	.500	.915	0	0	2	0	1	0	0	0	8	0	0	
Rooker, Brent	.267	113	439	64	117	30	4	21	71	218	49	2	132	5	1	.341	.497	.838	4	0	3	12	45	0	0	0	34	0	8	
Wiel, Zander	.315	96	368	52	116	27	2	7	56	168	36	4	78	8	4	.383	.457	.839	3	0	6	5	46	0	0	0	28	0	1	
Other	.253	313	1101	153	279	40	8	36	144	443	128	3	219	22	10	.338	.402	.740	10	0	18	26								
Team Total	.256	119	3954	534	1013	196	27	93	495	1542	381	12	906	58	30	.327	.390	.717	33	10	53	91								98

PITCHERS	W	L	ERA	G	GS	CG	SHO	SV	SVO	IP	H	R	ER	HR	HB	BB	IBB	SO	BK	WP	GO/AO	DP	WHIP	AVG	AB	TBF	SF	GF	HLD
Alcala, Jorge	0	2	6.75	2	2	0	0	0	0	6.2	5	7	5	3	1	4	0	7	0	0	0.40	0	1.35	.192	26	31	0	0	0
Bencomo, Omar	7	6	3.60	25	17	0	0	2	2	115.0	123	56	46	16	8	17	0	98	2	3	0.88	12	1.22	.278	443	472	1	7	0
* Clay, Sam	1	5	6.14	29	1	0	0	1	1	44.0	44	39	30	1	2	34	0	49	0	7	1.82	4	1.77	.259	170	208	1	8	2
* Crosby, Casey	1	0	9.00	4	0	0	0	0	0	4.0	3	4	4	0	0	11	0	4	0	2	0.33	0	3.50	.200	15	26	0	1	0
English, Tanner	0	0	18.00	1	0	0	0	0	0	1.0	2	2	2	1	0	0	0	0	0	0	0.50	0	2.00	.400	5	5	0	1	0
* Enns, Dietrich	1	5	5.27	8	7	0	0	0	0	42.2	46	26	25	4	0	9	0	41	0	3	0.72	0	1.29	.274	168	177	0	0	0
* Jay, Tyler	3	4	4.09	32	1	0	0	2	5	50.2	61	30	23	6	0	17	1	47	0	6	0.84	4	1.54	.300	203	226	3	13	4
LeBlanc, Randy	6	1	2.17	9	9	0	0	0	0	49.2	50	13	12	2	2	13	0	40	0	4	1.59	8	1.27	.270	185	201	1	0	0
* Marzi, Anthony	0	6	5.66	16	12	0	0	0	0	70.0	80	48	44	8	4	27	0	57	2	7	0.74	2	1.53	.279	287	321	3	0	0
Perez, Alex	0	0	0.00	1	0	0	0	0	0	1.0	1	0	0	0	0	0	0	0	0	0	0.00	0	1.00	.250	4	4	0	0	0
Poppen, Sean	5	5	3.72	14	11	1	0	0	0	72.2	65	34	30	7	4	23	0	61	0	1	1.40	13	1.21	.243	267	297	2	0	0
Ramirez, Williams	2	6	5.80	33	1	0	0	6	9	45.0	49	33	29	4	4	30	0	61	0	8	0.39	3	1.76	.280	175	212	2	17	4
* Smeltzer, Devin	0	0	6.23	4	0	0	0	0	0	4.1	6	4	3	0	1	2	0	5	0	1	1.50	0	1.85	.316	19	24	1	3	0
Stashak, Cody	1	1	2.81	30	2	0	0	3	3	48.0	40	16	15	4	0	13	0	64	1	3	0.51	6	1.10	.227	176	191	2	15	2
* Vasquez, Andrew	1	0	1.33	15	0	0	0	0	0	27.0	20	9	4	1	3	4	0	50	0	1	1.17	2	0.89	.213	94	103	0	2	1
Wells, Tyler	0	2	1.69	3	2	0	0	1	1	16.0	8	3	3	0	0	7	0	21	0	1	0.56	1	0.94	.151	53	61	1	1	0
Other	25	19	3.70	150	51	0	0	11	20	409.0	390	203	168	31	15	144	1	488	4	38	0.97	30	1.31	.250	1561	1745	16	43	15
Team Total	56	63	3.97	119	119	1	5	26	41	1032.0	1013	540	455	88	45	371	2	1112	10	89	1.23	89	1.34	.257	3942	4414	35	118	28

KEY: * - lefthanded hitter/pitcher, # - switch hitter

SECOND HALF STANDINGS

Southern League North

	W	L	PCT	GB	Home	Away	Div	Streak	Last10
Montgomery Biscuits	31	21	.596	-	12-13	19-8	15-12	L1	8-2
Birmingham Barons	25	27	.481	6.0	13-14	12-13	22-16	L1	3-7
Jackson Generals	25	27	.481	6.0	14-13	11-14	14-18	W1	4-6
Tennessee Smokies	24	26	.480	6.0	13-10	11-16	18-16	W1	7-3
Chattanooga Lookouts	20	30	.400	10.0	13-17	7-13	8-15	L4	3-7

Southern League South

	W	L	PCT	GB	Home	Away	Div	Streak	Last10
Pensacola Blue Wahoos	32	19	.627	-	18-9	14-10	20-11	L1	3-7
Mississippi Braves	27	23	.540	4.5	16-10	11-13	13-16	W3	6-4
Biloxi Shuckers	28	24	.538	4.5	14-8	14-16	12-15	W1	5-5
Mobile BayBears	23	28	.451	9.0	10-14	13-14	16-14	L1	5-5
Jacksonville Jumbo Shrimp	20	30	.400	11.5	9-15	11-15	15-20	W1	5-5

OVERALL STANDINGS

Southern League North

	W	L	PCT	GB	Home	Away	Div	Streak	Last10
Montgomery Biscuits	68	54	.557	-	28-32	40-22	37-30	L1	8-2
Jackson Generals	64	57	.529	3.5	34-28	30-29	34-38	W1	4-6
Tennessee Smokies	60	60	.500	7.0	29-29	31-31	38-36	W1	7-3
Birmingham Barons	57	63	.475	10.0	30-31	27-32	42-40	L1	3-7
Chattanooga Lookouts	56	63	.471	10.5	33-32	23-31	30-37	L4	3-7

Southern League South

	W	L	PCT	GB	Home	Away	Div	Streak	Last10
Biloxi Shuckers	69	53	.566	-	37-20	32-33	38-34	W1	5-5
Pensacola Blue Wahoos	62	57	.521	5.5	33-29	29-28	42-32	L1	3-7
Mobile BayBears	60	59	.504	7.5	28-29	32-30	38-32	L1	5-5
Mississippi Braves	56	64	.467	12.0	31-30	25-34	31-43	W3	6-4
Jacksonville Jumbo Shrimp	48	70	.407	19.0	24-33	24-37	30-38	W1	5-5

Fort Myers Miracle (59-61) 3, Charlotte Stone Crabs (65-53) 2
August 15, 2018

	1	2	3	4	5	6	7	8	9	R	H	E
Charlotte	0	0	0	0	0	0	0	2	0	2	4	0
Fort Myers	0	2	0	0	0	1	0	0	x	3	9	0

Charlotte	AB	R	H	RBI	BB	SO	LOB	AVG	Fort Myers	AB	R	H	RBI	BB	SO	LOB	AVG
Brujan, DH	3	0	0	0	1	1	2	.432	Lewis, SS	4	0	0	0	0	0	1	.317
McKay, 1B	3	1	0	0	1	2	2	.229	Contreras, RF	3	1	0	0	1	1	1	.222
Tenerowicz, LF	4	0	1	2	0	3	1	.296	Grzelakowski, LF	4	0	1	0	0	1	1	.297
Gray, 2B	4	0	0	0	0	0	1	.250	Kiriloff, DH	4	1	4	0	0	0	0	.378
Fraley, CF	4	0	1	0	0	1	0	.331	Costello, 1B	3	1	0	0	1	1	5	.298
Padlo, 3B	3	0	1	0	1	1	0	.218	Miranda, 2B	3	0	2	1	1	0	1	.256
Roach, C	4	0	0	0	0	1	3	.264	Rortvedt, C	4	0	1	1	0	0	5	.244
Mastrobuoni, RF	2	0	0	0	1	0	0	.293	Hamilton, 3B	2	0	0	1	0	0	3	.208
Palacios, SS	3	1	1	0	0	1	1	.259	Whitefield, CF	3	0	1	0	0	0	2	.178
Mujica, P	0	0	0	0	0	0	0	.000	Graterol, B, P	0	0	0	0	0	0	0	.000
Lawson, P	0	0	0	0	0	0	0	.000	Bray, P	0	0	0	0	0	0	0	.000
Charpie, P	0	0	0	0	0	0	0	.000	Totals	30	3	9	3	3	3	19	.249
Totals	30	2	4	2	4	10	10	.277									

BATTING**2B:** Tenerowicz (22, Bray).**TB:** Fraley; Tenerowicz 2; Palacios; Padlo.**RBI:** Tenerowicz 2 (61).**2-out RBI:** Tenerowicz 2.**Runners left in scoring position, 2 out:** Tenerowicz; Gray.**GIDP:** Roach.**Team RISP:** 1-for-5.**Team LOB:** 5.**BASERUNNING****SB:** Palacios (4, 2nd base off Bray/Rortvedt).**FIELDING****PB:** Roach 2 (6).**DP:** 2 (Gray-McKay; McKay-Padlo).

Charlotte	IP	H	R	ER	BB	SO	HR	ERA
Mujica (L, 1-1)	5.0	4	2	2	2	0	0	5.79
Lawson	2.0	4	1	1	1	3	0	4.47
Charpie	1.0	1	0	0	0	0	0	4.70
Totals	8.0	9	3	3	3	3	0	4.19

BATTING**2B:** Kiriloff 2 (21, Mujica, Mujica); Miranda (1, Mujica).**TB:** Rortvedt; Whitefield; Kiriloff 6; Grzelakowski; Miranda 3.**RBI:** Rortvedt (19); Hamilton (40); Miranda (6).**Runners left in scoring position, 2 out:** Rortvedt 2; Hamilton 2; Grzelakowski.**SF:** Hamilton.**GIDP:** Whitefield.**Team RISP:** 3-for-14.**Team LOB:** 7.**BASERUNNING****SB:** Whitefield (15, 2nd base off Lawson/Roach).**FIELDING****DP:** (Costello-Lewis-Graterol, B).

Fort Myers	IP	H	R	ER	BB	SO	HR	ERA
Graterol, B (W, 4-2)	7.0	3	1	1	3	6	0	3.63
Bray (S, 2)	2.0	1	1	1	1	4	0	1.27
Totals	9.0	4	2	2	4	10	0	3.69

Graterol, B pitched to 1 batter in the 8th.

Game Scores: Mujica 52; Graterol, B 73.**Pitches-strikes:** Mujica 74-52; Lawson 47-27; Charpie 12-8; Graterol, B 89-56; Bray 34-25.**Groundouts-flyouts:** Mujica 9-2; Lawson 1-2; Charpie 2-1; Graterol, B 7-4; Bray 2-0.**Batters faced:** Mujica 19; Lawson 11; Charpie 4; Graterol, B 26; Bray 8.**Inherited runners-scored:** Bray 1-1.**Umpires:** HP: Jhonatan Biarreta. 1B: Dillon Wilson.**Weather:** 78 degrees, partly cloudy.**Wind:** 1 mph, Calm.**First pitch:** 7:00 PM.**T:** 2:22.**Att:** 862.**Venue:** CenturyLink Sports Complex.**August 15, 2018**

Compiled by MLB Advanced Media

Copyright 2018 by Major League Baseball Advanced Media.

Fort Myers Miracle

Individual Statistics As of: 08/15/2018 09:28 PM EDT

W-L Record: 59-61

Choose a highlighted category to sort. NOTE: Rate stats do not use qualifiers.

		GI																				---GAMES BY POSITION---									
BATTERS		AVG	G	AB	R	H	2B	3B	HR	RBI	TB	BB	IBB	SO	SB	CS	OBP	SLG	OPS	SF	SAC	HBP	DP	1B	2B	3B	SS	OF	C	E	
*	Blankenhorn, Travis	.239	109	389	47	93	20	6	11	55	158	32	0	116	6	4	.309	.406	.715	2	5	8	6	0	46	41	0	4	0	11	
	Carrier, Shane	.138	25	87	8	12	0	0	4	13	24	5	0	31	1	2	.189	.276	.465	2	0	1	2	0	0	0	0	19	0	1	
*	Contreras, Mark	.222	89	311	59	69	14	4	9	38	118	33	0	86	12	9	.313	.379	.692	2	2	9	4	0	0	0	0	79	0	3	
*	Costello, Ryan	.298	13	47	10	14	1	0	2	6	21	7	0	12	0	0	.389	.447	.836	0	0	0	0	12	0	1	0	0	0	1	
	Cronin, Joe	.228	68	206	37	47	8	1	5	23	72	32	0	66	4	2	.346	.350	.695	2	1	6	2	6	18	14	28	4	0	10	
*	De La Trinidad, Ernie	.357	13	42	8	15	1	0	1	9	19	8	0	7	1	3	.451	.452	.903	1	1	0	0	0	0	0	0	13	0	0	
*	Diaz, Lewin	.224	79	294	21	66	11	3	6	35	101	10	1	56	1	0	.255	.344	.598	3	0	3	4	74	0	0	0	0	0	7	
*	Grzelakowski, Taylor	.297	84	290	43	86	21	2	7	37	132	34	3	89	1	2	.373	.455	.828	1	1	2	6	13	0	0	0	23	22	3	
	Hamilton, Caleb	.208	79	260	37	54	16	2	4	40	86	30	0	67	4	1	.286	.331	.617	6	0	1	8	2	0	16	0	0	61	8	
*	Kirilloff, Alex	.378	48	196	31	74	21	2	4	37	111	7	0	32	2	2	.397	.566	.963	4	0	2	5	0	0	0	0	41	0	2	
	Lewis, Royce	.317	30	123	31	39	6	3	4	20	63	16	0	22	6	3	.400	.512	.912	0	0	1	3	0	0	0	29	0	0	3	
	Miranda, Jose	.256	10	39	5	10	1	0	2	6	17	4	0	3	0	1	.356	.436	.791	0	0	2	1	0	1	8	1	0	0	2	
*	Rinn, Robby	.244	13	41	2	10	4	0	0	4	14	7	0	13	0	0	.347	.341	.688	1	0	0	1	3	0	0	0	0	0	0	
*	Rortvedt, Ben	.244	40	135	16	33	5	0	3	19	47	18	1	23	0	0	.340	.348	.688	1	0	2	3	0	0	0	0	0	34	7	
	Whitefield, Aaron	.178	53	174	28	31	4	0	2	8	41	14	0	47	15	7	.241	.236	.476	2	2	1	3	0	0	0	0	51	0	0	
	Other	.252	378	1288	143	325	59	5	17	122	445	122	4	298	12	20	.321	.345	.667	10	23	14	18								
	Team Total	.249	120	3922	526	978	192	28	81	472	1469	379	9	968	65	56	.321	.375	.696	37	35	52	66							94	
PITCHERS		W	L	ERA	G	GS	CG	SHO	SV	SVO	IP	H	R	ER	HR	HB	BB	IBB	SO	BK	WP	GO/AO	DP	WHIP	AVG	AB	TBF	SF	GF	HLD	
*	Barnes, Charlie	5	5	2.73	20	20	0	0	0	0	105.1	103	34	32	5	9	40	1	75	0	1	0.99	14	1.36	.263	392	450	5	0	0	
	Beeker, Clark	4	7	4.73	19	16	0	0	0	0	93.1	115	54	49	9	12	22	0	58	0	8	1.17	11	1.47	.310	371	416	4	1	0	
	Bray, Adam	2	0	1.27	14	0	0	0	2	2	28.1	21	4	4	1	1	7	0	33	0	0	1.04	4	0.99	.208	101	111	1	8	0	
	Cronin, Joe	0	0	0.00	2	0	0	0	0	0	1.1	2	0	0	0	0	0	0	0	0	0	1.00	0	1.50	.333	6	6	0	2	0	
	Cutura, Andro	3	6	4.29	17	15	1	0	0	1	84.0	90	45	40	2	3	24	0	71	0	12	1.74	5	1.36	.276	326	358	3	1	0	
	Davis, Colton	1	3	5.18	19	0	0	0	2	2	33.0	33	21	19	0	5	22	1	36	0	3	0.88	3	1.67	.256	129	158	1	7	1	
	Graterol, Brusdar	4	2	3.63	8	8	0	0	0	0	44.2	44	19	18	0	5	14	0	42	1	3	1.00	6	1.30	.265	166	187	2	0	0	
	Hackimer, Tom	2	4	6.20	16	0	0	0	3	5	24.2	26	18	17	0	11	16	1	21	0	2	1.56	3	1.70	.289	90	120	1	9	1	
	Jax, Griffin	3	1	3.16	12	11	0	0	0	0	74.0	73	32	26	3	5	9	0	60	0	6	1.75	8	1.11	.259	282	304	5	1	0	
	Lujan, Hector	5	3	2.37	32	0	0	0	3	6	64.2	61	22	17	3	3	20	0	57	2	3	0.73	5	1.25	.249	245	271	2	16	1	
*	Marnon, Kevin	0	4	4.87	13	2	0	0	2	4	20.1	28	20	11	4	0	12	3	14	1	2	0.74	2	1.97	.326	86	101	0	7	0	
	Mason, Ryan	9	3	3.12	32	0	0	0	5	10	60.2	64	22	21	5	7	10	2	53	1	5	1.43	7	1.22	.282	227	248	1	19	0	
*	Moran, Jovani	4	1	1.83	10	0	0	0	3	4	19.2	12	5	4	0	0	6	0	25	0	1	0.52	1	0.92	.174	69	75	0	6	1	
	Pineda, Michael	0	0	0.00	1	1	0	0	0	0	3.0	5	0	0	0	0	0	0	3	0	1	0.25	0	1.67	.385	13	13	0	0	0	
*	Robinson, Alex	1	3	5.01	23	0	0	0	3	3	32.1	25	21	18	2	3	23	0	43	0	6	1.04	0	1.48	.203	123	152	0	12	2	
*	Sammons, Bryan	0	1	11.37	4	3	0	0	0	0	12.2	21	18	16	1	1	11	0	12	0	4	1.17	0	2.53	.356	59	71	0	0	0	
	Other	16	18	3.60	108	44	1	0	7	12	335.1	315	155	134	25	18	88	3	314	2	24	0.90	19	1.20	.245	1286	1406	7	29	7	
	Team Total	59	61	3.69	120	120	2	10	30	49	1037.1	1038	490	425	60	83	324	11	917	7	81	1.34	88	1.31	.261	3971	4447	32	118	13	

KEY: * - lefthanded hitter/pitcher, # - switch hitter

SECOND HALF STANDINGS

Florida State League North											Florida State League South										
	W	L	PCT	GB	Home	Away	Div	Streak	Last10		W	L	PCT	GB	Home	Away	Div	Streak	Last10		
Clearwater Threshers	34	18	.654	-	21-8	13-10	23-10	W4	8-2	Charlotte Stone Crabs	31	20	.608	-	19-6	12-14	16-9	L1	7-3		
Lakeland Flying Tigers	29	21	.580	4.0	15-6	14-15	11-9	W3	6-4	Fort Myers Miracle	31	21	.596	0.5	13-10	18-11	15-9	W1	7-3		
Dunedin Blue Jays	30	23	.566	4.5	16-8	14-15	17-14	L3	1-9	Palm Beach Cardinals	27	25	.519	4.5	15-12	12-13	11-13	W4	8-2		
Daytona Tortugas	24	28	.462	10.0	13-16	11-12	11-12	L3	4-6	Jupiter Hammerheads	23	26	.469	7.0	11-14	12-12	14-11	W3	8-2		
Tampa Tarpons	23	29	.442	11.0	10-15	13-14	6-16		3-7	St. Lucie Mets	22	29	.431	9.0	11-16	11-13	11-16	W2	5-5		
Florida Fire Frogs	17	32	.347	15.5	5-18	12-14	8-15	L2	2-8	Bradenton Marauders	15	34	.306	15.0	8-20	7-14	7-16		1-9		

OVERALL STANDINGS

Florida State League North											Florida State League South										
	W	L	PCT	GB	Home	Away	Div	Streak	Last10		W	L	PCT	GB	Home	Away	Div	Streak	Last10		
Clearwater Threshers	66	54	.550	-	39-25	27-29	43-27	W4	8-2	Palm Beach Cardinals	66	50	.569	-	34-23	32-27	35-29	W4	8-2		
Lakeland Flying Tigers	65	55	.542	1.0	33-23	32-32	32-24	W3	6-4	Charlotte Stone Crabs	65	53	.551	2.0	39-18	26-35	34-23	L1	7-3		
Daytona Tortugas	61	57	.517	4.0	32-26	29-31	32-23	L3	4-6	Jupiter Hammerheads	64	54	.542	3.0	33-27	31-27	35-29	W3	8-2		
Dunedin Blue Jays	61	60	.504	5.5	33-26	28-34	31-35	L3	1-9	Fort Myers Miracle	59	61	.492	9.0	31-26	28-35	29-31	W1	7-3		
Tampa Tarpons	58	64	.475	9.0	31-31	27-33	23-39		3-7	Bradenton Marauders	50	64	.439	15.0	26-37	24-27	23-31		1-9		
Florida Fire Frogs	46	69	.400	17.5	19-34	27-35	22-35	L2	2-8	St. Lucie Mets	49	69	.415	18.0	28-36	21-33	21-34	W2	5-5		

Copyright 2018 by Major League Baseball Advanced Media.

Cedar Rapids Kernels Individual Statistics As of: 08/14/2018 11:43 PM EDT

W-L Record: 63-57

Choose a highlighted category to sort. NOTE: Rate stats do not use qualifiers.

		GI																				---GAMES BY POSITION---									
BATTERS		AVG	G	AB	R	H	2B	3B	HR	RBI	TB	BB	IBB	SO	SB	CS	OBP	SLG	OPS	SF	SAC	HBP	DP	1B	2B	3B	SS	OF	C	E	
*	Baddoo, Akil	.241	101	390	75	94	19	9	10	36	161	69	1	113	21	5	.354	.413	.767	3	2	1	4	0	0	0	0	88	0	1	
	Banuelos, David	.222	65	230	24	51	13	0	1	18	67	10	0	67	1	2	.253	.291	.544	4	2	1	2	0	0	0	0	60	3		
	Bechtold, Andrew	.217	98	341	41	74	17	0	2	28	97	48	0	103	7	0	.316	.284	.601	1	1	2	3	2	23	71	0	0	9		
*	Cabbage, Trey	.246	86	293	30	72	18	4	7	35	119	24	2	101	2	0	.307	.406	.713	3	0	3	4	33	0	2	0	40	0	11	
*	Davis, Michael	.278	24	79	15	22	6	0	4	10	40	5	1	28	0	0	.321	.506	.828	0	0	0	2	0	0	0	24	0	0	6	
	Helman, Michael	.455	8	33	3	15	1	0	0	2	16	2	0	5	2	2	.486	.485	.971	0	0	0	0	0	8	0	0	0	0	0	
	Jeffers, Ryan	.284	19	74	10	21	7	0	4	13	40	8	0	17	0	0	.369	.541	.910	0	0	2	1	0	0	0	0	0	12	0	
*	Larnach, Trevor	.267	7	30	3	8	3	0	1	2	14	1	0	3	0	0	.290	.467	.757	0	0	0	1	0	0	0	0	5	0	0	
#	Maciel, Gabriel	.241	14	54	6	13	2	0	2	6	21	3	0	9	2	2	.305	.389	.694	0	0	2	0	0	0	0	0	12	0	0	
T #	Maciel, Gabriel	.279	82	333	50	93	12	0	3	22	114	33	0	59	16	7	.353	.342	.695	0	1	5	4	0	0	0	0	80	0	4	
	Montesino, Ariel	.190	18	58	6	11	4	1	0	2	17	5	0	12	0	0	.254	.293	.547	0	0	0	1	0	6	4	8	0	0	4	
*	Pearson, Jacob	.257	64	230	44	59	11	3	5	30	91	25	0	55	5	4	.331	.396	.726	1	1	1	1	0	0	0	0	53	0	0	
	Rodriguez, Ben	.246	66	224	36	55	13	0	10	31	98	22	1	81	1	2	.311	.438	.748	4	0	1	7	46	0	0	0	0	19	9	
	Other	.286	540	2021	269	578	113	21	51	305	886	152	6	396	38	16	.338	.438	.777	21	8	19	42								
	Team Total	.264	120	4058	562	1073	227	38	97	518	1667	374	11	991	79	33	.329	.411	.739	37	14	32	68							102	
PITCHERS		W	L	ERA	G	GS	CG	SHO	SV	SVO	IP	H	R	ER	HR	HB	BB	IBB	SO	BK	WP	GO/AO	DP	WHIP	AVG	AB	TBF	SF	GF	HLD	
	Acosta, Melvi	2	4	2.83	18	3	0	0	3	5	41.1	49	18	13	3	3	12	0	29	0	2	1.87	6	1.48	.304	161	179	2	9	0	
	Balazovic, Jordan	6	3	4.13	11	10	0	0	0	0	56.2	52	26	26	5	1	16	0	73	0	5	1.27	2	1.20	.240	217	235	1	0	0	
	Colina, Edwar	6	4	2.55	18	17	0	0	0	0	91.2	66	30	26	4	2	47	0	85	0	10	1.21	12	1.23	.199	331	381	1	1	0	
	Dobnak, Randy	8	4	3.43	19	16	1	0	0	0	110.1	124	47	42	6	3	21	0	71	0	2	0.91	9	1.31	.285	435	464	2	1	1	
	Duran, Jhoan	1	1	3.44	3	3	0	0	0	0	18.1	10	7	7	2	1	4	0	22	0	0	2.44	1	0.76	.161	62	68	1	0	0	
T	Duran, Jhoan	6	5	4.45	18	18	0	0	0	0	83.0	79	48	41	8	4	32	0	93	0	4	1.83	5	1.34	.248	319	358	2	0	0	
	Enlow, Blayne	2	5	3.53	17	15	0	0	1	1	79.0	82	37	31	4	9	29	0	53	2	3	1.09	10	1.41	.272	301	343	2	1	1	
	Faucher, Calvin	4	3	2.90	28	0	0	0	3	6	49.2	44	21	16	5	0	30	2	53	1	7	1.12	5	1.49	.242	182	216	2	14	3	
	Finkel, Jared	4	3	3.48	29	0	0	0	2	6	54.1	54	28	21	3	7	16	0	39	1	8	1.57	7	1.29	.260	208	235	3	22	1	
	Gomez, Moises	0	1	3.86	11	0	0	0	1	1	21.0	18	12	9	1	4	9	0	18	0	3	1.25	6	1.29	.273	66	85	4	9	0	
	Martinez, Jose	0	3	4.42	30	0	0	0	6	6	59.0	48	31	29	7	5	21	1	54	1	7	1.13	5	1.17	.222	216	243	1	15	2	
	Molina, Derek	2	0	2.70	12	0	0	0	1	1	26.2	17	10	8	0	0	14	0	38	0	3	0.65	2	1.16	.173	98	112	0	6	0	
	Ober, Bailey	7	1	3.84	14	14	0	0	0	0	75.0	71	32	32	7	0	9	0	88	0	1	0.83	4	1.07	.249	285	294	0	0	0	
	Ramirez, Rickey	0	3	7.71	10	0	0	0	1	4	14.0	19	12	12	0	1	8	0	12	0	2	0.69	0	1.93	.328	58	67	0	7	0	
*	Watson, Tyler	4	6	4.87	15	14	1	1	0	0	68.1	73	46	37	7	1	36	0	65	0	13	1.71	6	1.60	.278	263	305	3	0	0	
	Other	17	16	3.30	93	28	0	0	13	17	275.1	226	116	101	18	17	105	0	298	1	27	1.05	22	1.20	.224	1008	1141	6	33	2	
	Team Total	63	57	3.55	120	120	2	12	31	47	1040.2	953	473	410	72	54	377	3	998	6	93	1.52	97	1.28	.245	3891	4368	28	118	10	

KEY: * - lefthanded hitter/pitcher, # - switch hitter

SECOND HALF STANDINGS

Midwest League Eastern	W	L	PCT	GB	Home	Away	Div	Streak	Last10
Bowling Green Hot Rods	31	21	.596	-	14-11	17-10	25-15	W1	5-5
Lansing Lugnuts	29	23	.558	2.0	15-14	14-9	26-14	L1	7-3
West Michigan Whitecaps	25	26	.490	5.5	11-12	14-14	21-19	W1	4-6
Fort Wayne TinCaps	24	26	.480	6.0	13-15	11-11	21-18	W3	5-5
Great Lakes Loons	24	28	.462	7.0	11-16	13-12	18-22	L1	8-2
South Bend Cubs	22	29	.431	8.5	8-17	14-12	17-22	L1	4-6
Lake County Captains	21	30	.412	9.5	10-15	11-15	16-24	L1	4-6
Dayton Dragons	21	31	.404	10.0	11-12	10-19	15-25	W1	2-8

Midwest League Western	W	L	PCT	GB	Home	Away	Div	Streak	Last10
Peoria Chiefs	30	19	.612	-	18-9	12-10	22-15		5-5
Cedar Rapids Kernels	31	20	.608	-	15-10	16-10	22-17	L3	4-6
Beloit Snappers	29	22	.569	2.0	12-13	17-9	21-18		4-6
Quad Cities River Bandits	29	23	.558	2.5	12-15	17-8	23-17	L1	5-5
Kane County Cougars	27	24	.529	4.0	15-10	12-14	22-18	W6	7-3
Wisconsin Timber Rattlers	27	25	.519	4.5	15-10	12-15	20-20	L1	7-3
Clinton LumberKings	24	28	.462	7.5	14-13	10-15	16-24	L1	4-6
Burlington Bees	15	34	.306	15.0	9-14	6-20	11-28	W1	3-7

OVERALL STANDINGS

Midwest League Eastern	W	L	PCT	GB	Home	Away	Div	Streak	Last10
Bowling Green Hot Rods	78	43	.645	-	39-20	39-23	62-35	W1	5-5
Lansing Lugnuts	72	50	.590	6.5	37-26	35-24	62-36	L1	7-3
West Michigan Whitecaps	61	60	.504	17.0	35-25	26-35	52-46	W1	4-6
Fort Wayne TinCaps	56	63	.471	21.0	34-29	22-34	49-48	W3	5-5
South Bend Cubs	56	64	.467	21.5	29-31	27-33	46-50	L1	4-6
Dayton Dragons	52	68	.433	25.5	33-26	19-42	38-58	W1	2-8
Lake County Captains	50	71	.413	28.0	28-32	22-39	40-58	L1	4-6
Great Lakes Loons	48	72	.400	29.5	24-34	24-38	39-57	L1	8-2

Midwest League Western	W	L	PCT	GB	Home	Away	Div	Streak	Last10
Peoria Chiefs	69	50	.580	-	40-23	29-27	54-41		5-5
Quad Cities River Bandits	69	53	.566	1.5	34-28	35-25	54-44	L1	5-5
Cedar Rapids Kernels	63	57	.525	6.5	31-31	32-26	49-47	L3	4-6
Kane County Cougars	62	58	.517	7.5	31-24	31-34	51-47	W6	7-3
Clinton LumberKings	63	59	.516	7.5	35-29	28-30	50-48	L1	4-6
Beloit Snappers	61	59	.508	8.5	28-30	33-29	49-47		4-6
Wisconsin Timber Rattlers	58	63	.479	12.0	35-26	23-37	42-55	L1	7-3
Burlington Bees	45	73	.381	23.5	24-32	21-41	38-58	W1	3-7

Copyright 2018 by Major League Baseball Advanced Media.

Elizabethton Twins

Individual Statistics As of: 08/14/2018 09:22 PM EDT

W-L Record: 29-21

Choose a highlighted category to sort. NOTE: Rate stats do not use qualifiers.

		GI																				---GAMES BY POSITION---									
BATTERS		AVG	G	AB	R	H	2B	3B	HR	RBI	TB	BB	IBB	SO	SB	CS	OBP	SLG	OPS	SF	SAC	HBP	DP	1B	2B	3B	SS	OF	C	E	
*	Akins, Jared	.254	15	59	15	15	2	1	1	7	22	4	0	15	2	1	.313	.373	.686	2	0	2	1	0	0	0	0	14	0	3	
*	Arias, Jean Carlos	.150	6	20	2	3	0	2	0	3	7	2	0	3	0	0	.261	.350	.611	0	0	1	0	0	0	0	0	5	0	0	
*	Burns, Colton	.257	23	70	18	18	5	0	5	12	38	14	0	24	0	0	.388	.543	.931	0	0	1	0	0	0	0	0	17	0	2	
*	Casanova, Trevor	.309	29	110	18	34	9	0	2	13	49	10	0	31	1	1	.369	.445	.814	1	0	1	6	1	0	0	0	0	19	3	
	Celestino, Gilberto	.315	14	54	7	17	2	1	0	7	21	3	0	6	6	1	.362	.389	.751	0	0	1	2	0	0	0	0	10	0	0	
	Cosgrove, Andrew	.300	14	50	9	15	3	0	1	11	21	7	0	11	0	0	.397	.420	.817	0	0	1	2	0	0	0	0	0	14	3	
	De La Torre, Ricky	.262	36	126	17	33	7	1	4	16	54	12	0	41	1	0	.338	.429	.767	1	0	3	3	0	0	1	35	0	0	15	
*	Encarnacion, Yeltsin	.267	14	45	8	12	4	0	0	5	16	4	0	10	1	3	.327	.356	.682	0	1	0	0	0	7	0	6	0	0	4	
*	Keirseey, DaShawn	.317	20	82	17	26	6	3	0	11	38	8	0	13	3	0	.374	.463	.837	1	0	0	2	0	0	0	0	0	19	0	0
*	Marrero, Lean	.303	39	145	27	44	5	1	2	13	57	15	0	24	8	4	.380	.393	.773	0	2	3	4	0	0	0	0	39	0	1	
#	Molina, Robert	.256	11	39	3	10	1	0	2	14	17	3	0	6	0	0	.310	.436	.745	0	0	0	0	2	0	0	0	0	8	0	
	Robles, Alex	.307	46	176	22	54	8	0	2	31	68	14	0	24	2	2	.359	.386	.746	1	0	1	6	0	0	45	0	0	12		
#	Severino, Yunior	.271	34	140	22	38	6	0	5	18	59	12	1	35	0	0	.327	.421	.748	1	0	0	5	0	28	0	5	0	0	8	
	Weiss, Albee	.176	27	91	14	16	4	0	4	10	32	7	0	26	0	0	.240	.352	.592	1	0	1	4	1	0	0	0	23	0	3	
	Williams, Chris	.251	48	171	37	43	5	1	14	45	92	30	2	39	2	1	.364	.538	.902	3	0	2	3	47	0	0	0	0	0	5	
	Other	.349	89	318	71	111	14	1	9	57	154	44	0	56	14	3	.443	.484	.927	3	1	12	4								
	Team Total	.288	50	1696	307	489	81	11	51	273	745	189	3	364	40	16	.367	.439	.806	14	4	29	42							77	
PITCHERS		W	L	ERA	G	GS	CG	SHO	SV	SVO	IP	H	R	ER	HR	HB	BB	IBB	SO	BK	WP	GO/AO	DP	WHIP	AVG	AB	TBF	SF	GF	HLD	
	Blank, Jacob	0	0	7.36	4	0	0	0	0	0	3.2	5	3	3	0	0	2	0	2	0	2	3.50	0	1.91	.313	16	18	0	2	1	
	Cabezas, Andrew	1	3	3.21	8	6	0	0	0	0	33.2	25	14	12	3	5	12	0	32	0	4	1.28	5	1.10	.203	123	140	0	0	1	
*	Funderburk, Kody	1	1	3.86	8	7	0	0	0	1	25.2	30	12	11	1	2	12	0	24	0	3	1.24	4	1.64	.303	99	115	1	1	0	
	Gamez, Juan	0	1	7.32	11	0	0	0	0	0	19.2	25	18	16	1	2	16	0	23	0	3	3.00	1	2.08	.301	83	103	1	6	1	
	Garcia, Pedro	3	3	7.11	10	5	0	0	0	0	25.1	21	25	20	2	1	26	0	23	1	7	0.93	2	1.86	.226	93	123	2	3	0	
	Howell, Tanner	1	0	7.11	6	0	0	0	0	2	12.2	17	11	10	2	2	4	0	10	0	2	0.40	0	1.66	.327	52	61	3	2	0	
	Lakso, Blair	4	2	4.13	11	0	0	0	0	1	24.0	24	14	11	2	1	14	0	29	0	9	0.77	1	1.58	.264	91	107	0	4	1	
*	Neff, Zach	3	1	4.34	13	0	0	0	5	8	18.2	18	12	9	2	0	6	0	22	0	1	1.69	2	1.29	.247	73	81	1	12	0	
	Palm, Tyler	2	1	4.63	8	8	0	0	0	0	35.0	50	18	18	1	2	8	0	34	0	5	1.23	7	1.66	.352	142	152	0	0	0	
*	Perez, J.T.	0	1	10.80	2	0	0	0	0	0	3.1	5	4	4	0	0	4	0	4	0	0	2.00	0	2.70	.333	15	19	0	0	1	
	Pinkerton, Seth	1	1	6.33	12	0	0	0	2	3	21.1	17	21	15	3	4	21	0	25	0	7	2.27	3	1.78	.230	74	103	3	4	0	
	Quezada, Johan	2	2	2.35	12	0	0	0	2	2	23.0	18	8	6	0	2	12	0	21	0	2	1.33	2	1.30	.207	87	102	0	5	4	
	Rapp, Brian	1	3	3.23	8	5	0	0	0	0	30.2	36	15	11	2	1	6	0	30	0	4	0.91	0	1.37	.286	126	134	1	0	0	
	Rijo, Luis	1	0	0.00	2	2	0	0	0	0	10.1	7	5	0	0	2	3	0	6	0	0	1.67	2	0.97	.189	37	42	0	0	0	
T	Rijo, Luis	4	1	1.93	7	5	0	0	0	0	37.1	35	16	8	0	3	4	0	32	0	2	1.89	4	1.04	.240	146	155	2	1	0	
	Schulfer, Austin	2	0	2.17	8	5	0	0	0	0	29.0	25	10	7	1	3	9	0	24	0	2	1.19	4	1.17	.236	106	120	1	1	0	
	Suniaga, Carlos	1	1	4.50	8	5	0	0	0	0	28.0	35	17	14	1	0	9	0	22	0	0	1.44	2	1.57	.297	118	127	0	0	0	
	Winder, Josh	2	0	3.34	7	7	0	0	0	0	29.2	26	12	11	1	0	5	0	30	0	2	0.65	3	1.04	.234	111	117	1	0	0	
	Other	4	1	4.70	27	0	0	0	4	4	51.2	45	36	27	4	3	24	1	69	1	9	1.20	1	1.34	.222	203	231	1	10	1	
	Team Total	29	21	4.32	50	50	0	4	13	21	425.1	429	255	204	26	30	193	1	430	2	62	1.51	39	1.46	.260	1649	1895	15	50	10	

KEY: * - left-handed hitter/pitcher, # - switch hitter

Appalachian League East

	W	L	PCT	GB	Home	Away	Div	Streak	Last10
Princeton Rays	33	17	.660	-	21-7	12-10	23-7	W5	7-3
Bluefield Blue Jays	32	22	.593	3.0	18-10	14-12	15-12	L1	6-4
Danville Braves	29	24	.547	5.5	17-11	12-13	15-15	L1	6-4
Pulaski Yankees	26	28	.481	9.0	13-14	13-14	15-15	W1	7-3
Burlington Royals	16	37	.302	18.5	9-16	7-21	7-26	L4	2-8

Appalachian League West

	W	L	PCT	GB	Home	Away	Div	Streak	Last10
Elizabethton Twins	29	21	.580	-	13-10	16-11	17-11		5-5
Kingsport Mets	28	25	.528	2.5	16-12	12-13	16-13	W1	5-5
Bristol Pirates	25	28	.472	5.5	13-11	12-17	15-15	L2	6-4
Johnson City Cardinals	23	27	.460	6.0	10-15	13-12	12-16		4-6
Greeneville Reds	20	32	.385	10.0	10-15	10-17	12-17	L2	3-7

**GCL Twins (26-20) 3, GCL Orioles (13-33) 1
August 15, 2018**

	1	2	3	4	5	6	7	R	H	E
GCL Orioles	0	0	0	0	0	1	0	1	4	2
GCL Twins	0	0	1	2	0	0	x	3	7	0

GCL Orioles	AB	R	H	RBI	BB	SO	LOB	AVG
Jones, CF	3	0	0	0	0	1	4	.267
Gates, 3B	3	1	1	0	0	0	0	.250
Wilkerson, S, SS	3	0	0	0	0	2	1	.500
Fregia, SS	0	0	0	0	0	0	0	.214
Montes, LF	3	0	1	0	0	0	0	.328
Evans, 1B	2	0	0	1	0	0	0	.235
Lizarraga, C	3	0	0	0	0	1	1	.241
Denning, DH	2	0	0	0	1	1	0	.140
Tavarez, RF	2	0	2	0	1	0	0	.218
Baez, C, 2B	2	0	0	0	1	0	2	.200
Rodriguez, G, P	0	0	0	0	0	0	0	.000
Stauffer, P	0	0	0	0	0	0	0	.000
Hacker, P	0	0	0	0	0	0	0	.000
Totals	23	1	4	1	3	5	8	.221

GCL Twins	AB	R	H	RBI	BB	SO	LOB	AVG
Nunez, RF	3	0	1	0	0	1	3	.200
Salva, C	2	0	0	0	1	0	2	.253
Villalobos, DH	2	1	0	0	0	1	0	.316
a-Lee, PH-DH	1	0	0	0	0	0	1	.271
Urena, 2B	3	0	1	0	0	0	2	.288
Mack, 3B	3	1	1	0	0	0	2	.241
Tademo, SS	3	0	1	0	0	0	0	.250
Snyder, 1B	1	1	1	1	2	0	0	.273
Herrera, E, LF	3	0	0	0	0	1	5	.239
Vasquez, CF	2	0	2	2	0	0	0	.235
Benninghoff, P	0	0	0	0	0	0	0	.000
Balan, P, P	0	0	0	0	0	0	0	.000
Totals	23	3	7	3	3	3	15	.257

a-Flied out for Villalobos in the 5th.

BATTING

2B: Gates (3, Balan, P).
TB: Gates 2; Tavarez 2; Montes.
RBI: Evans (16).
Runners left in scoring position, 2 out: Jones 3; Lizarraga.
SF: Evans.
Team RISP: 1-for-6.
Team LOB: 5.

BATTING

TB: Snyder; Vasquez 2; Urena; Mack; Tademo; Nunez.
RBI: Vasquez 2 (8); Snyder (22).
2-out RBI: Vasquez.
Runners left in scoring position, 2 out: Nunez 2; Mack.
GIDP: Mack; Herrera, E.
Team RISP: 4-for-9.
Team LOB: 5.

BASERUNNING

SB: Montes (2, 2nd base off Balan, P/Salva).
CS: Tavarez (1, 2nd base by Balan, P/Salva).
PO: Tavarez (1st base by Balan, P).

BASERUNNING

SB: Snyder (3, 2nd base off Rodriguez, G/Lizarraga).

FIELDING

E: Lizarraga (2, throw); Gates (6, fielding).
DP: 3 (Wilkerson, S-Baez, C-Evans; Baez, C-Evans; Evans-Fregia-Evans).

FIELDING

Pickoffs: Balan, P (Tavarez at 1st base).

GCL Orioles	IP	H	R	ER	BB	SO	HR	ERA
Rodriguez, G (L, 0-2)	3.0	3	1	1	1	3	0	1.65
Stauffer	2.0	4	2	0	1	0	0	6.48
Hacker	1.0	0	0	0	1	0	0	5.40
Totals	6.0	7	3	1	3	3	0	4.18

GCL Twins	IP	H	R	ER	BB	SO	HR	ERA
Benninghoff (W, 2-2)	5.0	2	0	0	2	4	0	3.89
Balan, P (S, 1)	2.0	2	1	1	1	1	0	2.25
Totals	7.0	4	1	1	3	5	0	3.19

Game Scores: Rodriguez, G 50; Benninghoff 66.

WP: Benninghoff.

Groundouts-flyouts: Rodriguez, G 1-2; Stauffer 3-4; Hacker 1-1; Benninghoff 5-4; Balan, P 1-3.

Batters faced: Rodriguez, G 11; Stauffer 12; Hacker 3; Benninghoff 19; Balan, P 8.

Umpires: HP: Mickey Smith. 1B: Kaleb Devier.

Weather: 90 degrees, sunny.

Wind: 5 mph, R to L.

First pitch: 10:01 AM.

T: 2:08.

Venue: CenturyLink Sports Complex Fields.

August 15, 2018

Compiled by MLB Advanced Media

**GCL Twins (27-20) 3, GCL Orioles (13-34) 2
August 15, 2018**

	1	2	3	4	5	6	7	8	9	10	R	H	E
GCL Orioles	0	0	0	0	0	0	0	1	1	0	2	4	1
GCL Twins	0	0	0	0	0	0	0	1	1	1	3	8	0

One out when winning run scored.

GCL Orioles	AB	R	H	RBI	BB	SO	LOB	AVG	GCL Twins	AB	R	H	RBI	BB	SO	LOB	AVG
Fregia, SS	4	0	0	0	0	1	1	.205	Nunez, RF	4	0	1	0	0	2	2	.201
Gates, 3B	4	0	1	0	0	1	0	.250	Marte, Ag, SS	4	1	0	0	0	1	1	.248
Montes, RF-1B	3	0	1	0	0	0	0	.329	Villalobos, C	4	0	2	0	0	0	0	.325
Montanez, C	4	0	0	0	0	0	3	.234	Urena, 2B	3	0	1	1	0	0	1	.289
Evans, 1B	2	0	0	0	0	2	0	.232	Mack, 3B	4	1	1	0	0	0	2	.241
1-Jones, PR-CF	1	1	0	0	0	1	1	.263	Tademo, DH	3	0	0	0	0	0	1	.244
Brown, LF	3	0	0	0	0	1	2	.195	a-Vasquez, PH-DH	1	0	1	0	0	0	0	.244
Truitt, CF-RF	2	0	1	1	1	0	0	.174	Snyder, 1B	3	0	1	1	0	1	0	.274
Baez, C, 2B	4	1	1	0	0	0	2	.202	Webb, CF	3	1	0	0	0	0	2	.309
Jayne, DH	2	0	0	0	0	1	0	.179	Rivera, LF	2	0	1	0	0	1	2	.258
a-Lizarraga, PH-DH	0	0	0	0	0	0	0	.241	Stowell, P	0	0	0	0	0	0	0	.000
Litscher, P	0	0	0	0	0	0	0	.000	Navas, P	0	0	0	0	0	0	0	.000
De La Rosa, P	0	0	0	0	0	0	0	.000	German, P	0	0	0	0	0	0	0	.000
Dominguez, M, P	0	0	0	0	0	0	0	.000	Cha, P	0	0	0	0	0	0	0	.000
Totals	29	2	4	1	1	7	9	.220	Totals	31	3	8	2	0	5	11	.257

a-Hit a sacrifice bunt for Jayne in the 9th.
1-Ran for Evans in the 8th.

BATTING

TB: Gates; Montes; Truitt; Baez, C.
RBI: Truitt (8).
Runners left in scoring position, 2 out: Baez, C; Montanez.
SAC: Brown; Lizarraga.
SF: Truitt.
GIDP: Montanez.
Team RISP: 2-for-8.
Team LOB: 6.

FIELDING

E: Fregia (7, fielding).
DP: 2 (Fregia-Evans; Fregia-Gates).

GCL Orioles	IP	H	R	ER	BB	SO	HR	ERA
Litscher	6.0	6	0	0	0	2	0	4.33
De La Rosa	1.0	0	0	0	0	1	0	0.59
Dominguez, M (BS, 1) (L, 0-3)	2.1	2	3	0	0	2	0	3.04
Totals	9.1	8	3	0	0	5	0	4.08

a-Singled for Tademo in the 10th.

BATTING

2B: Rivera (3, Litscher).
TB: Vasquez; Mack; Nunez; Snyder; Rivera 2; Villalobos 2; Urena.
RBI: Urena (18); Snyder (23).
Runners left in scoring position, 2 out: Rivera 2; Mack.
SAC: Rivera.
SF: Urena; Snyder.
GIDP: Marte, Ag.
Team RISP: 2-for-7.
Team LOB: 6.

FIELDING

DP: (Marte, Ag-Urena-Snyder).

GCL Twins	IP	H	R	ER	BB	SO	HR	ERA
Stowell	3.0	0	0	0	0	3	0	2.86
Navas	2.0	1	0	0	0	0	0	1.80
German	2.0	0	0	0	0	1	0	2.84
Cha (W, 2-0)	3.0	3	2	0	1	3	0	1.69
Totals	10.0	4	2	0	1	7	0	3.11

Game Scores: Litscher 66; Stowell 61.

WP: Litscher; Dominguez, M; Navas; Cha.

HBP: Evans (by Navas); Montes (by German).

Groundouts-flyouts: Litscher 10-0; De La Rosa 1-0; Dominguez, M 1-3; Stowell 4-2; Navas 3-1; German 2-1; Cha 3-1.

Batters faced: Litscher 23; De La Rosa 3; Dominguez, M 8; Stowell 9; Navas 8; German 6; Cha 12.

Umpires: HP: Kaleb Devier. 1B: Mickey Smith.

Weather: 90 degrees, sunny.

Wind: 5 mph, R to L.

First pitch: 12:45 PM.

T: 2:27.

Venue: CenturyLink Sports Complex Fields.

August 15, 2018

Compiled by MLB Advanced Media

Copyright 2018 by Major League Baseball Advanced Media.

GCL Twins

Individual Statistics As of: 08/15/2018 03:19 PM EDT

W-L Record: 27-20

Choose a highlighted category to sort. NOTE: Rate stats do not use qualifiers.

GI ---GAMES BY POSITION---

BATTERS	AVG	G	AB	R	H	2B	3B	HR	RBI	TB	BB	IBB	SO	SB	CS	OBP	SLG	OPS	SF	SAC	HBP	DP	1B	2B	3B	SS	OF	C	E	
De La Cruz, Yeremi	.750	2	8	3	6	3	0	1	9	12	0	0	0	0	0	.750	1.500	2.250	0	0	0	0	0	0	0	0	0	1	0	
* Garry Jr., Willie Joe	.153	29	72	11	11	3	0	0	4	14	7	1	24	4	2	.253	.194	.447	1	1	3	1	0	0	0	0	24	0	2	
Hale, Austin	.234	22	47	6	11	3	0	1	5	17	3	0	12	0	0	.275	.362	.636	1	2	0	1	0	0	0	0	0	21	2	
* Herrera, Edgar	.239	15	46	4	11	2	0	0	4	13	3	0	9	1	0	.280	.283	.563	1	1	0	1	0	0	0	0	13	0	0	
* Lee, Hunter	.271	16	48	7	13	3	0	1	4	19	9	0	13	0	2	.407	.396	.803	0	0	2	2	0	13	0	0	0	0	0	
* Mack, Charles	.241	24	83	11	20	3	1	0	2	25	10	1	17	1	0	.337	.301	.638	0	0	2	3	0	0	22	0	0	0	6	
# Marte, Agustin	.248	30	101	16	25	4	0	2	9	35	7	0	21	4	1	.294	.347	.640	1	2	0	3	0	18	0	11	0	0	5	
Nunez, Alberoni	.201	40	139	15	28	5	0	1	17	36	8	0	42	2	2	.243	.259	.502	1	2	0	3	0	0	0	0	39	0	2	
Perez, Yeison	.276	29	76	5	21	7	0	1	15	31	5	1	12	0	0	.329	.408	.737	0	0	1	0	4	0	0	0	0	17	1	
* Rivera, Erick	.258	20	62	6	16	3	0	0	7	19	9	1	19	1	2	.352	.306	.659	0	1	0	0	0	0	0	0	20	0	1	
# Salva, Kidany	.253	31	91	13	23	5	0	0	9	28	7	0	15	2	0	.330	.308	.638	1	0	4	1	8	0	0	0	0	20	2	
Smith, LaRon	.206	11	34	3	7	1	0	0	2	8	7	0	7	1	0	.341	.235	.577	0	0	0	1	2	0	0	0	1	0	1	
* Snyder, Gabe	.274	39	124	17	34	7	0	3	23	50	17	1	30	3	2	.372	.403	.775	3	0	4	1	38	0	0	0	0	0	6	
Tademo, Victor	.244	36	131	9	32	5	0	0	15	37	9	0	26	2	2	.294	.282	.576	2	1	1	2	0	0	22	13	0	0	4	
Urena, Estamy	.289	32	114	14	33	5	2	0	18	42	9	1	10	4	1	.344	.368	.712	1	0	1	4	2	19	8	3	0	0	7	
* Vasquez, Samuel	.244	31	82	19	20	4	0	0	8	24	9	0	17	1	1	.323	.293	.615	1	2	1	0	0	0	0	0	27	0	0	
Villalobos, Janigson	.325	29	80	8	26	3	2	0	15	33	7	0	11	1	1	.379	.413	.792	0	0	0	2	0	0	0	0	0	19	2	
Webb, Tyler	.309	24	81	18	25	1	0	1	6	29	10	1	12	6	2	.420	.358	.778	2	0	7	0	0	0	0	0	23	0	0	
Other	.275	38	138	32	38	3	1	2	17	49	16	0	29	4	0	.357	.355	.712	1	1	2	0								
Team Total	.257	47	1557	217	400	70	6	13	189	521	152	7	326	37	18	.331	.335	.665	16	13	28	25								58

PITCHERS	W	L	ERA	G	GS	CG	SHO	SV	SVO	IP	H	R	ER	HR	HB	BB	IBB	SO	BK	WP	GO/AO	DP	WHIP	AVG	AB	TBF	SF	GF	HLD
* Balan, Petru	1	3	2.25	13	0	0	0	1	1	20.0	19	8	5	0	1	12	0	20	0	1	1.85	3	1.55	.257	74	89	1	4	3
Benninghoff, Tyler	2	2	3.89	9	6	0	0	0	0	34.2	22	17	15	1	4	22	0	26	1	6	0.66	2	1.27	.183	120	147	1	0	0
* Bentley, Denny	1	1	3.14	10	0	0	0	1	2	14.1	16	6	5	2	1	2	0	18	0	3	0.60	1	1.26	.276	58	61	0	4	0
Berroa, Prelander	1	0	2.35	7	6	0	0	0	0	30.2	22	10	8	0	2	11	0	25	0	4	1.21	3	1.08	.202	109	124	0	0	0
Breek, Donny	1	0	2.77	7	5	0	0	0	0	26.0	15	9	8	0	3	12	0	30	0	1	1.00	1	1.04	.167	90	106	0	0	0
* Cha, Erik	2	0	1.69	12	0	0	0	2	3	21.1	21	12	4	1	0	4	0	20	0	4	4.63	2	1.17	.259	81	90	2	5	0
* Crosby, Casey	0	2	3.38	4	3	0	0	0	0	5.1	1	4	2	0	0	5	0	7	0	2	1.67	1	1.13	.063	16	21	0	0	0
Cruz, Steven	1	2	2.82	10	2	0	0	1	1	22.1	11	10	7	0	5	19	0	28	1	8	1.60	1	1.34	.141	78	102	0	3	1
* Featherstone, Zach	0	0	9.00	3	1	0	0	0	0	3.0	4	3	3	0	0	4	0	3	0	1	2.00	0	2.67	.308	13	17	0	0	0
German, Osiris	2	2	2.84	15	0	0	0	2	4	19.0	19	8	6	3	1	3	0	19	0	1	1.20	2	1.16	.271	70	75	1	7	1
Grace, Regi	2	1	2.00	4	1	0	0	0	0	9.0	8	5	2	0	1	3	0	8	0	1	1.38	2	1.22	.229	35	39	0	0	0
Leach, Landon	0	1	2.41	6	6	0	0	0	0	18.2	16	9	5	1	1	9	0	14	0	6	1.86	3	1.34	.235	68	80	1	0	0
Marin, Andriu	3	1	5.61	8	6	0	0	0	0	33.2	39	23	21	1	1	8	0	32	1	0	1.06	2	1.40	.287	136	146	0	0	0
Montero, Michael	2	1	3.12	9	1	0	0	1	1	26.0	21	11	9	1	6	10	0	15	0	2	1.00	0	1.19	.214	98	116	2	1	0
Navas, Junior	0	0	1.80	6	0	0	0	1	2	10.0	12	2	2	0	2	1	0	8	0	1	1.57	2	1.30	.324	37	41	1	2	0
Rimmel, Niklas	0	1	4.50	5	0	0	0	0	0	8.0	13	5	4	0	0	3	0	3	0	2	0.62	0	2.00	.371	35	40	2	1	0
Stowell, Dylan	1	0	2.86	11	1	0	0	2	2	22.0	20	7	7	1	1	5	0	18	0	1	1.09	1	1.14	.235	85	92	1	5	2
Teng, Kai-Wei	3	2	3.38	8	7	0	0	0	0	34.2	27	13	13	0	4	12	0	40	1	5	1.40	2	1.13	.214	126	143	1	0	0
Torres, Frandy	1	1	4.30	13	0	0	0	0	0	14.2	15	7	7	1	2	10	0	18	0	2	0.86	1	1.70	.263	57	71	1	5	2
Other	4	0	2.08	23	2	0	0	3	4	34.2	31	12	8	0	3	11	1	37	1	4	0.91	3	1.21	.238	130	145	1	10	4
Team Total	27	20	3.11	47	47	0	6	14	20	408.0	352	181	141	12	38	166	1	389	5	55	1.54	32	1.27	.232	1516	1745	15	47	13

KEY: * - lefthanded hitter/pitcher, # - switch hitter

Gulf Coast League East

	W	L	PCT	GB	Home	Away	Div	Streak	Last10
GCL Cardinals	32	16	.667	-	14-10	18-6	32-16	L1	6-4
GCL Astros	25	23	.521	7.0	14-10	11-13	25-23	L2	5-5
GCL Mets	22	26	.458	10.0	11-13	11-13	22-26	W2	3-7
GCL Nationals	22	26	.458	10.0	12-12	10-14	22-26	W1	6-4
GCL Marlins	19	29	.396	13.0	11-13	8-16	19-29	W1	6-4

Gulf Coast League Northeast

	W	L	PCT	GB	Home	Away	Div	Streak	Last10
GCL Phillies East	26	19	.578	-	15-7	11-12	13-3		5-5
GCL Tigers East	23	23	.500	3.5	11-13	12-10	9-8	W2	6-4
GCL Braves	19	25	.432	6.5	6-17	13-8	8-9		3-7
GCL Yankees East	15	30	.333	11.0	9-13	6-17	3-13		3-7

Gulf Coast League Northwest

	W	L	PCT	GB	Home	Away	Div	Streak	Last10
GCL Tigers West	31	15	.674	-	15-7	16-8	16-7	L1	6-4
GCL Phillies West	25	21	.543	6.0	15-7	10-14	9-13	L1	6-4
GCL Blue Jays	22	23	.489	8.5	11-12	11-11	8-15		5-5
GCL Pirates	21	23	.477	9.0	11-12	10-11	10-12		6-4
GCL Yankees West	21	24	.467	9.5	12-10	9-14	13-9		5-5

Gulf Coast League South

	W	L	PCT	GB	Home	Away	Div	Streak	Last10
GCL Red Sox	28	19	.596	-	16-7	12-12	28-19		6-4
GCL Twins	27	20	.574	1.0	16-8	11-12	27-20		5-5
GCL Rays	26	21	.553	2.0	12-11	14-10	26-21	L1	6-4
GCL Orioles	13	34	.277	15.0	9-15	4-19	13-34	L2	3-7

DSL Mets1 (41-22) 3, DSL Twins (43-20) 0
August 15, 2018

	1	2	3	4	5	6	7	8	9	R	H	E
DSL Twins	0	0	0	0	0	0	0	0	0	0	5	1
DSL Mets1	0	0	2	0	1	0	0	0	x	3	8	1

DSL Twins	AB	R	H	RBI	BB	SO	LOB	AVG	DSL Mets1	AB	R	H	RBI	BB	SO	LOB	AVG
Caceres, 2B	4	0	1	0	0	0	0	.273	Valerio, F, 2B	4	2	2	0	0	0	1	.311
Heredia, V, DH	4	0	1	0	0	1	2	.343	Diaz, DH	3	0	1	0	1	2	3	.212
Santana, R, 3B	4	0	0	0	0	1	1	.318	Hernandez, A, CF	4	0	2	1	0	0	2	.275
Valdez, 1B	4	0	0	0	0	2	1	.256	Rodriguez, E, 1B	4	0	1	0	0	2	3	.310
Gomez, SS	4	0	2	0	0	0	0	.354	Loyo, C	3	0	1	1	1	1	1	.271
Toribio, C	4	0	0	0	0	0	2	.211	De La Rosa, RF	4	0	1	0	0	2	5	.255
Carrillo, LF	3	0	0	0	0	1	0	.308	Sanchez, E, LF	2	0	0	0	1	0	1	.182
Reyes, RF	3	0	0	0	0	1	1	.171	Parra, SS	3	0	0	0	1	2	3	.198
Baez, CF	3	0	1	0	0	1	0	.167	Nunez, M, 3B	3	1	0	0	0	1	3	.208
Toledo, P	0	0	0	0	0	0	0	.000	Garcia, B, P	0	0	0	0	0	0	0	.000
Feliz, P	0	0	0	0	0	0	0	.000	Escalona, P	0	0	0	0	0	0	0	.000
Moreno, P	0	0	0	0	0	0	0	.000	Totals	30	3	8	2	4	10	22	.248
Totals	33	0	5	0	0	7	7	.275									

BATTING

2B: Baez (2, Garcia, B).

TB: Gomez 2; Heredia, V; Caceres; Baez 2.

Runners left in scoring position, 2 out: Valdez; Heredia, V.

Team RISP: 1-for-3.

Team LOB: 6.

FIELDING

E: Toribio (3, pickoff).

PB: Toribio (3).

DP: (Caceres-Gomez-Valdez).

Pickoffs: Toledo (Hernandez, A at 1st base).

BATTING

2B: Rodriguez, E (6, Toledo); Valerio, F (13, Feliz).

3B: De La Rosa (8, Moreno).

TB: Rodriguez, E 2; Loyo; Valerio, F 3; De La Rosa 3; Diaz;

Hernandez, A 2.

RBI: Hernandez, A (31); Loyo (13).

2-out RBI: Loyo.

Runners left in scoring position, 2 out: Parra; De La Rosa 3;

Valerio, F; Nunez, M.

GIDP: Hernandez, A.

Team RISP: 2-for-16.

Team LOB: 9.

BASERUNNING

CS: Hernandez, A (4, 2nd base by Toledo/Toribio).

PO: Hernandez, A (1st base by Toledo).

FIELDING

E: Parra (18, throw).

DSL Twins	IP	H	R	ER	BB	SO	HR	ERA
Toledo (L, 2-2)	4.0	5	2	2	0	7	0	3.51
Feliz	2.0	2	1	1	2	3	0	6.61
Moreno	2.0	1	0	0	2	0	0	1.25
Totals	8.0	8	3	3	4	10	0	3.82

DSL Mets1	IP	H	R	ER	BB	SO	HR	ERA
Garcia, B (W, 2-3)	5.0	4	0	0	0	5	0	3.91
Escalona (S, 4)	4.0	1	0	0	0	2	0	2.00
Totals	9.0	5	0	0	0	7	0	2.95

Game Scores: Toledo 55; Garcia, B 67.

WP: Feliz; Garcia, B.

Balk: Toledo.

HBP: Sanchez, E (by Toledo); Nunez, M (by Toledo).

Groundouts-flyouts: Toledo 3-0; Feliz 2-1; Moreno 2-2; Garcia, B 6-3; Escalona 5-5.

Batters faced: Toledo 18; Feliz 10; Moreno 8; Garcia, B 20; Escalona 13.

Umpires: HP: Jhoan Prochoron. 1B: Anthony Rubio.

Weather: 85 degrees, sunny.

Wind: 1 mph, In from LF.

First pitch: 10:31 AM.

T: 2:44.

Venue: TBD.

August 15, 2018

Compiled by MLB Advanced Media

Copyright 2018 by Major League Baseball Advanced Media.

DSL Twins

Individual Statistics As of: 08/15/2018 02:53 PM EDT

W-L Record: 43-20

Choose a highlighted category to sort. NOTE: Rate stats do not use qualifiers.

		GI																				---GAMES BY POSITION---									
BATTERS		AVG	G	AB	R	H	2B	3B	HR	RBI	TB	BB	IBB	SO	SB	CS	OBP	SLG	OPS	SF	SAC	HBP	DP	1B	2B	3B	SS	OF	C	E	
*	Aguiar, Carlos	.221	31	95	18	21	4	3	2	23	37	12	1	28	6	5	.315	.389	.705	2	2	2	0	0	0	0	0	31	0	3	
	Baez, Luis	.167	44	90	18	15	2	1	1	10	22	10	0	22	10	3	.283	.244	.527	1	1	5	1	0	0	0	0	38	0	3	
#	Caceres, Jim	.273	48	165	37	45	4	7	3	21	72	23	1	24	13	4	.371	.436	.807	2	0	4	1	0	19	4	17	0	15		
*	Carrillo, Brahiap	.308	38	120	25	37	4	6	1	20	56	16	0	32	8	4	.387	.467	.854	1	0	0	1	0	0	0	0	37	0	3	
	Castro, Wilfri	.176	20	68	11	12	2	0	0	2	14	8	0	14	3	2	.309	.206	.515	0	2	5	2	0	0	0	0	18	1		
	Feliz, Jesus	.304	34	125	16	38	10	4	3	21	65	3	0	22	7	5	.336	.520	.856	2	1	4	2	0	6	9	19	0	16		
*	Gomez, Luis	.354	35	113	29	40	6	3	0	19	52	26	0	25	15	4	.479	.460	.939	0	1	1	0	0	5	4	22	2	7		
	Heredia, Victor	.343	53	204	43	70	15	4	7	49	114	11	2	36	1	3	.377	.559	.936	8	0	5	2	48	0	0	0	2	6		
#	Martinez, Francisco	.274	31	106	15	29	3	8	2	22	54	12	0	44	2	2	.342	.509	.851	2	0	0	1	0	0	0	0	14	0	4	
*	Milla, Luis	.313	43	144	24	45	7	3	3	23	67	19	0	31	7	9	.392	.465	.857	2	4	1	2	0	0	0	0	43	0	1	
	Morales, Jeferson	.298	46	151	38	45	13	3	1	20	67	36	0	23	14	10	.467	.444	.911	0	0	12	0	0	0	0	0	1	30	7	
	Pena, Yelinson	.228	24	79	10	18	3	0	0	9	21	16	0	14	3	3	.365	.266	.630	0	0	1	0	0	0	19	0	0	10		
*	Reyes, Felix	.171	14	35	2	6	1	0	0	0	7	4	0	11	2	1	.275	.200	.475	0	0	1	0	0	0	0	0	13	0	0	
	Roberto, Nelson	.156	24	77	8	12	1	3	0	7	19	4	0	44	2	1	.212	.247	.459	2	0	2	1	0	0	0	0	23	0	0	
#	Santana, Ruben	.318	42	148	38	47	14	4	0	23	69	18	1	16	12	6	.398	.466	.864	2	1	3	1	2	16	4	1	17	0	6	
#	Toribio, Sergio	.214	19	56	7	12	2	1	0	10	16	7	0	15	1	0	.297	.286	.583	1	2	0	2	1	0	0	0	16	3		
#	Urdaneta, Nomar	.273	33	99	25	27	1	3	0	11	34	15	0	20	1	6	.388	.343	.732	2	1	5	2	0	20	0	6	0	5		
	Valdez, Wander	.256	46	164	30	42	5	4	3	32	64	23	1	39	5	3	.347	.390	.737	4	0	2	2	19	0	29	0	0	7		
	Team Total	.275	63	2039	394	561	97	57	26	322	850	263	6	460	112	71	.368	.417	.784	31	15	53	20						104		
PITCHERS		W	L	ERA	G	GS	CG	SHO	SV	SVO	IP	H	R	ER	HR	HB	BB	IBB	SO	BK	WP	GO/AO	DP	WHIP	AVG	AB	TBF	SF	GF	HLD	
	Banks, Alex	1	1	9.90	8	1	0	0	0	1	10.0	13	11	11	1	2	6	0	11	1	3	0.42	1	1.90	.317	41	49	0	2	0	
	Bermudez, Jose	4	4	3.97	14	12	0	0	0	0	59.0	53	30	26	2	1	12	0	60	2	13	1.33	3	1.10	.233	227	240	0	1	0	
*	Carrillo, Brahiap	1	0	0.00	1	0	0	0	0	0	0.2	0	0	0	0	1	1	0	0	0	0	1.00	0	1.50	.000	2	4	0	1	0	
	Castro, Cristian	2	5	5.19	15	7	0	0	0	1	43.1	43	38	25	4	6	26	0	42	0	4	1.40	4	1.59	.257	167	201	1	4	0	
	Causado, Moises	0	0	0.00	5	0	0	0	1	1	5.2	3	0	0	0	0	3	0	4	0	0	2.25	0	1.06	.150	20	23	0	1	0	
*	De La Cruz, Luciano	6	0	4.30	18	3	0	0	2	4	46.0	45	26	22	4	1	19	0	48	0	4	1.21	1	1.39	.245	184	206	1	3	1	
	Escobar, Anthony	4	1	1.04	11	10	0	0	0	0	52.0	27	13	6	0	6	10	0	45	0	3	1.52	2	0.71	.148	183	199	0	0	0	
	Feliz, Rafael	1	1	6.61	10	0	0	0	0	1	16.1	18	14	12	1	1	5	0	12	0	4	3.11	2	1.41	.269	67	73	0	3	2	
	Garcia, Yeremi	2	0	2.70	12	0	0	0	1	2	20.0	21	7	6	0	0	13	0	18	1	6	0.90	2	1.70	.273	77	90	0	3	4	
	German, Giovanhney	2	0	12.08	12	0	0	0	0	0	12.2	17	17	17	2	5	15	0	7	0	6	0.79	2	2.53	.354	48	69	1	1	3	
	Guevara, Jose	2	2	2.10	15	0	0	0	4	5	25.2	26	12	6	1	1	13	0	31	2	2	1.30	2	1.52	.255	102	117	1	11	0	
	Guzman, Yoiby	1	0	7.80	18	0	0	0	2	3	30.0	31	34	26	1	3	22	0	31	0	10	3.85	2	1.77	.248	125	150	0	7	2	
	Martinez, Francisco	0	0	6.75	1	0	0	0	0	0	1.1	2	1	1	0	0	1	0	3	0	0	1.00	0	2.25	.333	6	7	0	1	0	
	Mateo, Yordin	3	1	3.35	11	8	0	0	1	1	37.2	33	18	14	2	3	14	1	28	0	5	1.08	2	1.25	.236	140	159	2	2	0	
	Moreno, Danny	0	0	1.25	16	0	0	0	6	6	21.2	11	4	3	0	3	4	0	19	0	2	1.88	2	0.69	.147	75	83	0	14	0	
	Perez, Bryant	3	0	0.00	8	3	0	0	0	0	23.0	14	4	0	0	1	8	0	29	0	7	0.48	0	0.96	.169	83	92	0	1	0	
	Rodriguez, Miguel	3	1	4.99	13	5	0	0	0	1	30.2	28	19	17	0	0	12	0	35	1	3	0.94	0	1.30	.235	119	135	2	1	0	
	Sanchez, Fernando	5	1	3.06	17	0	0	0	1	2	32.1	22	15	11	1	6	14	0	22	0	6	1.38	5	1.11	.195	113	133	0	6	2	
*	Toledo, Jesus	2	2	3.51	13	12	0	0	0	0	48.2	41	25	19	1	7	21	0	61	2	15	2.56	2	1.27	.218	188	219	1	0	0	
	Other	1	1	3.18	7	2	0	0	0	0	22.2	22	12	8	0	0	10	0	28	0	3	0.79	1	1.41	.242	91	103	2	1	0	
	Team Total	43	20	3.82	63	63	0	4	18	28	539.1	470	300	229	20	47	229	1	534	9	96	1.89	33	1.30	.228	2058	2352	11	63	14	

KEY: * - lefthanded hitter/pitcher, # - switch hitter

Dominican Summer League South

	W	L	PCT	GB	Home	Away	Div	Streak	Last10
DSL Cardinals Blue	44	19	.698	-	24-8	20-11	44-19	W2	9-1
DSL Twins	43	20	.683	1.0	22-9	21-11	43-20	L1	7-3
DSL Mets1	41	22	.651	3.0	23-9	18-13	41-22	W2	9-1
DSL Nationals	31	32	.492	13.0	17-14	14-18	31-32	L2	4-6
DSL Phillies Red	27	35	.435	16.5	17-14	10-21	27-35	W1	4-6
DSL Yankees	25	37	.403	18.5	13-18	12-19	25-37	W2	3-7
DSL Angels	20	43	.317	24.0	13-18	7-25	20-43	L2	2-8
DSL Rockies	20	43	.317	24.0	9-23	11-20	20-43	L5	1-9

Minor League Clips

Wednesday's top prospect performers

Mike Rosenbaum | MLB.com | August 15, 2018

- No. 30 overall prospect Alex Kirilloff (Twins' No. 2) extended his hitting streak to 13 games with a perfect night at the plate, going 4-for-4 with a pair of doubles to help power Class A Advanced Fort Myers past Charlotte, 3-2. The 20-year-old outfielder is slashing .378/.397/.566 over 48 games in the Florida State League and owns a .353/.394/.589 line with 65 extra-base hits (17 HR, 7 3B, 41 2B) and 93 RBIs in 113 games on the season.
- On the mound for the Miracle, flame-thrower Brusdar Graterol (Twins' No. 4, No. 79 overall) carried a no-hit bid into the sixth inning before completing seven innings of one-run ball to earn the win. The 19-year-old righty mixed three hits with three walks and six strikeouts on 89 pitches (56 strikes) while matching the longest outing of his career.