










Minnesota Twins Minor League Report Tuesday, September 4, 2018

Team	Level	Record	Yesterday's Scores	Streak/Last 10
 Rochester Red Wings	Triple-A	64-76; 19.0 GB 4th in International League North	L, 2-4 vs. Lehigh Valley	L1, 5-5
 Chattanooga Lookouts	Double-A	29-39; 12.0 GB 5th in Southern League North	W,4-2 at Jackson	W1, 5-5
 Fort Myers Miracle	High-A	40-29; - - -GB T-1 st in Fla. State League South	No Game	W1, 6-4
 C. Rapids Kernels	Low-A	45-25; +4.0 GB 1st in Midwest League Eastern	L, 3-2 at Beloit	L2, 8-2
 Elizabethton Twins	Rookie	Playoffs : 2-1 39-27; +7.0 G 1st in App. League West	No Game	W1, 8-2
 GCL Twins	Rookie	32-24; 1.5 GB 3rd in GCL South	No Playoffs – Season has ended	W2, 7-3
 DSL Twins	DSL	50-22; 1.0 GB 2 nd in DSL South	No Playoffs- Season Has ended	W1, 7-3

Lehigh Valley IronPigs (84-56) 4, Rochester Red Wings (64-76) 2
September 3, 2018

	1	2	3	4	5	6	7	8	9	10	R	H	E
Lehigh Valley	0	0	0	0	1	0	0	0	0	3	4	10	0
Rochester	1	0	0	0	0	0	0	0	0	1	2	5	1

Lehigh Valley	AB	R	H	RBI	BB	SO	LOB	AVG
Goins, 2B	4	0	1	1	0	0	2	.220
McBride, DH	5	0	0	0	0	3	4	.242
Crawford, J, SS	5	0	2	1	0	2	1	.259
Meneses, J, RF	5	0	0	0	0	3	2	.311
Knapp, LF	3	0	1	0	1	2	0	.250
Walding, 3B	4	0	2	0	0	1	2	.265
Ortiz, CF	4	1	0	0	0	2	3	.232
Green, Z, 1B	3	2	1	1	0	2	0	.248
Rickles, C	4	1	3	1	0	0	0	.245
Suarez, R, P	0	0	0	0	0	0	0	.333
Windle, P	0	0	0	0	0	0	0	.000
Casimiro, P	0	0	0	0	0	0	0	.000
Totals	37	4	10	4	1	15	14	.245

Rochester	AB	R	H	RBI	BB	SO	LOB	AVG
Wade, LF	5	0	1	0	0	2	0	.229
Wiel, 1B	4	0	1	0	0	0	1	.196
Gordon, SS	3	1	0	0	1	1	2	.212
Vargas, DH	3	0	2	1	1	0	0	.240
Kemmer, RF	3	0	0	0	1	1	3	.224
Pacheco, C	4	0	0	0	0	0	2	.163
Hazelbaker, CF	4	1	0	0	0	1	2	.203
Tademo, 2B	4	0	1	0	0	1	1	.250
Perez, 3B	3	0	0	1	0	1	1	.244
De Jong, C, P	0	0	0	0	0	0	0	.000
Curtiss, P	0	0	0	0	0	0	0	.000
Eades, P	0	0	0	0	0	0	0	.000
Harper, P	0	0	0	0	0	0	0	.000
Bard, P	0	0	0	0	0	0	0	.000
Totals	33	2	5	2	3	7	12	.227

BATTING

2B: Rickles 2 (7, De Jong, C, De Jong, C); Walding (20, Harper); Green, Z (12, Harper).
TB: Green, Z 2; Knapp; Crawford, J 2; Walding 3; Rickles 5; Goins.
RBI: Goins (8); Green, Z (22); Rickles (26); Crawford, J (7).
2-out RBI: Crawford, J.
Runners left in scoring position, 2 out: McBride 2; Crawford, J; Ortiz; Meneses, J.
SF: Goins.
GIDP: Meneses, J; Ortiz.
Team RISP: 3-for-10.
Team LOB: 7.

BATTING

2B: Vargas 2 (23, Suarez, R, Casimiro).
3B: Wiel (1, Suarez, R).
TB: Wiel 3; Tademo; Wade; Vargas 4.
RBI: Vargas (73); Perez (3).
2-out RBI: Vargas.
Runners left in scoring position, 2 out: Kemmer 2; Hazelbaker.
SF: Perez.
Team RISP: 0-for-6.
Team LOB: 6.

BASERUNNING

SB: Goins (4, 2nd base off Eades/Pacheco).

FIELDING

E: Tademo (1, missed catch).
DP: 2 (Perez-Tademo-Wiel; Gordon-Tademo-Wiel).

FIELDING

DP: (Green, Z).

Lehigh Valley	IP	H	R	ER	BB	SO	HR	ERA
Suarez, R	6.0	4	1	1	2	3	0	2.74
Windle	1.0	0	0	0	0	2	0	4.17
Casimiro (W, 4-1)	3.0	1	1	0	1	2	0	3.67
Totals	10.0	5	2	1	3	7	0	3.63

Rochester	IP	H	R	ER	BB	SO	HR	ERA
De Jong, C	5.0	4	1	1	1	7	0	3.20
Curtiss	1.0	0	0	0	0	2	0	2.77
Eades	2.0	2	0	0	0	3	0	0.59
Harper (L, 0-3)	1.2	4	3	2	0	2	0	5.19
Bard	0.1	0	0	0	0	1	0	4.66
Totals	10.0	10	4	3	1	15	0	3.39

Game Scores: Suarez, R 64; De Jong, C 64.

IBB: Vargas (by Suarez, R); Kemmer (by Casimiro).

HBP: Green, Z (by De Jong, C).

Pitches-strikes: Suarez, R 64-48; Windle 11-9; Casimiro 41-28; De Jong, C 61-42; Curtiss 13-10; Eades 37-23; Harper 35-27; Bard 7-5.

Groundouts-flyouts: Suarez, R 10-1; Windle 0-0; Casimiro 3-3; De Jong, C 3-3; Curtiss 1-0; Eades 2-0; Harper 2-1; Bard 0-0.

Batters faced: Suarez, R 23; Windle 3; Casimiro 11; De Jong, C 20; Curtiss 3; Eades 7; Harper 9; Bard 1.

Inherited runners-scored: Bard 1-0.

Umpires: HP: Adam Beck. 1B: Skyler Shown. 3B: Rich Grassa.

Weather: 90 degrees, partly cloudy.

Wind: 15 mph, Out to LF.

First pitch: 1:05 PM.

T: 2:38.

Att: 6,549.

Venue: Frontier Field.

September 3, 2018

Compiled by MLB Advanced Media

Copyright 2018 by Major League Baseball Advanced Media.

Rochester Red Wings Individual Statistics As of: 09/03/2018 04:12 PM EDT
 Choose a highlighted category to sort. NOTE: Rate stats do not use qualifiers.

W-L Record: 64-76

		GI																				---GAMES BY POSITION---									
BATTERS		AVG	G	AB	R	H	2B	3B	HR	RBI	TB	BB	IBB	SO	SB	CS	OBP	SLG	OPS	SF	SAC	HBP	DP	1B	2B	3B	SS	OF	C	E	
	Buxton, Byron	.272	35	136	22	37	11	1	4	14	62	9	0	42	4	1	.331	.456	.787	0	0	3	0	0	0	0	0	28	0	1	
#	Corcino, Edgar	.261	29	88	8	23	4	1	2	6	35	4	1	21	0	0	.290	.398	.688	1	0	0	1	0	0	0	0	23	0	1	
*	Gordon, Nick	.212	99	382	40	81	13	4	2	29	108	23	0	82	13	3	.262	.283	.544	1	1	3	7	0	30	0	69	0	7		
*	Granite, Zack	.211	68	237	28	50	8	0	0	4	58	22	1	28	9	4	.282	.245	.527	1	1	2	3	0	0	0	0	68	0	4	
	Graterol, Juan	.284	34	116	12	33	6	0	0	10	39	2	0	3	0	0	.317	.336	.653	1	0	4	6	0	0	0	0	0	34	5	
*	Hazelbaker, Jeremy	.188	35	96	14	18	4	2	3	9	35	16	0	38	5	0	.310	.365	.674	0	0	1	0	0	0	0	0	34	0	0	
T*	Hazelbaker, Jeremy	.203	97	310	46	63	20	2	11	36	120	38	0	121	14	0	.298	.387	.685	0	0	4	2	0	0	0	0	77	0	1	
	Kemmer, Jon	.224	39	125	17	28	8	1	4	18	50	11	1	37	2	0	.307	.400	.707	0	0	4	2	0	0	0	0	36	0	1	
	Pacheco, Jordan	.163	30	92	10	15	3	0	0	2	18	7	0	15	0	0	.245	.196	.441	0	0	3	2	0	0	10	0	0	19	3	
*	Perez, Alex	.244	14	45	7	11	2	0	0	3	13	4	0	10	0	0	.300	.289	.589	1	0	0	1	0	10	4	0	0	0	1	
	Petit, Gregorio	.268	79	284	31	76	12	1	1	29	93	17	0	47	4	1	.313	.327	.640	3	5	3	7	0	28	16	36	0	0	8	
	Reginatto, Leonardo	.207	61	203	18	42	8	1	2	21	58	12	0	51	3	2	.255	.286	.540	3	2	2	5	0	14	26	21	0	0	4	
	Sawyer, Wynston	.318	23	66	13	21	2	0	1	11	26	11	0	16	0	0	.446	.394	.840	1	0	5	0	2	0	0	0	0	22	1	
	Tademo, Victor	.250	1	4	0	1	0	0	0	0	1	0	0	1	0	0	.250	.250	.500	0	0	0	0	0	1	0	0	0	0	1	
#	Vargas, Kennys	.240	130	463	41	111	23	0	21	73	197	58	3	133	0	0	.326	.425	.752	7	0	5	21	73	0	0	0	0	0	3	
*	Wade, LaMonte	.229	74	253	24	58	9	3	4	21	85	38	1	54	5	1	.337	.336	.673	0	0	3	7	0	0	0	0	72	0	3	
	Wiel, Zander	.196	15	51	5	10	0	1	3	7	21	3	0	13	1	0	.259	.412	.670	2	0	2	2	14	0	0	0	0	0	0	
	Other	.219	537	1850	195	406	80	9	50	197	654	196	7	470	32	14	.304	.354	.658	22	4	39	40								
	Team Total	.227	140	4491	485	1021	193	24	97	454	1553	433	14	1061	78	26	.304	.346	.650	43	13	79	104								88
PITCHERS		W	L	ERA	G	GS	CG	SHO	SV	SVO	IP	H	R	ER	HR	HB	BB	IBB	SO	BK	WP	GO/AO	DP	WHIP	AVG	AB	TBF	SF	GF	HLD	
	Anderson, Nick	8	2	3.30	39	4	0	0	4	6	60.0	49	26	22	8	1	19	2	88	0	3	0.59	1	1.13	.221	222	243	1	20	3	
	Bard, Luke	3	3	4.66	32	0	0	0	1	1	48.1	54	29	25	6	1	18	1	52	1	7	0.89	3	1.49	.286	189	212	3	15	2	
	Baxendale, D.J.	0	3	3.74	32	10	0	0	1	2	67.1	81	31	28	5	4	19	2	61	0	7	0.81	3	1.49	.299	271	297	2	3	6	
	Bencomo, Omar	1	0	3.46	2	2	0	0	0	0	13.0	6	5	5	1	1	2	0	10	0	0	1.00	0	0.62	.136	44	47	0	0	0	
	Curtiss, John	2	4	2.77	38	1	0	0	10	12	55.1	41	21	17	3	1	31	1	61	0	2	0.83	2	1.30	.200	205	240	1	28	0	
	De Jong, Chase	2	3	3.20	7	5	0	0	0	0	39.1	37	14	14	2	2	12	0	34	0	2	0.60	2	1.25	.247	150	168	3	0	0	
	Eades, Ryan	0	0	0.59	7	3	0	0	0	0	15.1	13	2	1	0	1	4	0	20	1	0	1.08	2	1.11	.224	58	63	0	2	0	
*	Enns, Dietrich	5	7	5.14	14	13	1	0	0	0	68.1	76	40	39	8	3	30	0	45	0	4	0.85	8	1.55	.285	267	302	1	1	0	
	Harper, Ryne	0	3	5.19	14	0	0	0	0	1	26.0	26	16	15	2	1	5	0	35	0	0	2.23	1	1.19	.252	103	109	0	5	0	
	Reed, Jake	0	3	1.89	30	1	0	0	2	2	47.2	34	13	10	1	2	21	5	50	0	6	0.46	3	1.15	.204	167	193	2	12	4	
	Romero, Fernando	5	6	3.57	16	13	0	0	0	0	90.2	85	40	36	5	3	32	0	69	0	3	1.23	10	1.29	.247	344	381	2	1	0	
*	Thorpe, Lewis	0	3	3.32	4	4	0	0	0	0	21.2	20	11	8	3	0	6	0	26	0	2	1.40	1	1.20	.244	82	88	0	0	0	
	Other	38	39	3.23	208	84	1	0	20	28	662.2	581	266	238	55	29	240	6	600	1	28	0.97	61	1.24	.237	2454	2760	24	51	17	
	Team Total	64	76	3.39	140	140	2	11	38	52	1215.2	1103	514	458	99	49	439	17	1151	3	64	1.17	97	1.27	.242	4556	5103	39	138	32	

KEY: * - lefthanded hitter/pitcher, # - switch hitter

International League North

	W	L	PCT	GB	Home	Away	Div	Streak	Last10
Lehigh Valley IronPigs	84	56	.600	-	43-27	41-29	57-32	W1	7-3
Scranton/Wilkes-Barre RailRiders	73	65	.529	10.0	39-29	34-36	48-41	W2	6-4
Pawtucket Red Sox	66	73	.475	17.5	34-35	32-38	40-49	L2	5-5
Rochester Red Wings	64	76	.457	20.0	29-41	35-35	44-45	L1	5-5
Syracuse Chiefs	64	76	.457	20.0	35-35	29-41	40-49	W4	7-3
Buffalo Bisons	61	77	.442	22.0	33-35	28-42	38-51	L11	0-10

International League South

	W	L	PCT	GB	Home	Away	Div	Streak	Last10
Durham Bulls	79	60	.568	-	40-30	39-30	39-29	W1	7-3
Gwinnett Stripers	70	69	.504	9.0	40-29	30-40	35-33	L1	6-4
Norfolk Tides	69	71	.493	10.5	36-34	33-37	31-38	L1	2-8
Charlotte Knights	64	75	.460	15.0	34-36	30-39	32-37	W1	5-5

International League West

	W	L	PCT	GB	Home	Away	Div	Streak	Last10
Toledo Mud Hens	73	66	.525	-	36-34	37-32	37-32	L1	7-3
Columbus Clippers	73	67	.521	0.5	40-30	33-37	35-34	W1	4-6
Indianapolis Indians	73	67	.521	0.5	40-30	33-37	36-33	W1	4-6
Louisville Bats	61	76	.445	11.0	32-38	29-38	30-39	L1	5-5

**Chattanooga Lookouts (65-72) 4, Jackson Generals (75-64) 2
September 3, 2018**

	1	2	3	4	5	6	7	8	9	R	H	E
Chattanooga	0	0	0	0	0	0	0	1	3	4	7	0
Jackson	0	0	0	0	0	0	2	0	0	2	9	0

Chattanooga	AB	R	H	RBI	BB	SO	LOB	AVG	Jackson	AB	R	H	RBI	BB	SO	LOB	AVG
Raley, LF	5	0	0	0	0	3	3	.276	DeLuzio, CF	4	0	1	0	0	0	2	.262
Rooker, 1B	4	0	0	0	0	2	1	.254	Medrano, 2B	3	0	0	0	0	0	3	.331
Kranson, 3B	3	1	2	0	1	0	0	.262	a-Jones, M, PH	1	0	1	0	0	0	0	.250
Davis, J, RF	4	1	1	0	0	1	2	.275	Prince, 2B	0	0	0	0	0	0	0	.285
Wilkins, DH	3	1	0	0	1	1	1	.221	Leyba, SS	3	1	0	0	1	0	2	.269
Arraez, 2B	4	0	2	2	0	0	1	.298	Flores, Ru, 1B	4	1	4	2	0	0	0	.281
Kerrigan, CF	3	1	1	2	0	2	1	.226	Herum, 3B	4	0	1	0	0	0	3	.300
Olson, C	4	0	1	0	0	2	2	.207	Gonzalez, J, DH	4	0	0	0	0	4	2	.287
Cronin, SS	3	0	0	0	1	1	1	.115	Miroglio, C	4	0	1	0	0	1	2	.231
Poppen, P	0	0	0	0	0	0	0	.000	Marzilli, LF	3	0	0	0	0	1	2	.133
Jay, P	0	0	0	0	0	0	0	.000	Morozowski, RF	3	0	1	0	0	1	0	.199
Smeltzer, P	0	0	0	0	0	0	0	.000	Takahashi, P	0	0	0	0	0	0	0	.200
Totals	33	4	7	4	3	12	12	.255	Lewis, S, P	0	0	0	0	0	0	0	.000
									Mark, P	0	0	0	0	0	0	0	.000
									Totals	33	2	9	2	1	7	16	.262

a-Singled for Medrano in the 8th.

BATTING

2B: Kranson (9, Mark).
HR: Kerrigan (6, 8th inning off Lewis, S, 0 on, 0 out).
TB: Kranson 3; Kerrigan 4; Arraez 2; Davis, J; Olson.
RBI: Kerrigan 2 (21); Arraez 2 (16).
Runners left in scoring position, 2 out: Raley.
SF: Kerrigan.
Team RISP: 2-for-3.
Team LOB: 6.

BATTING

HR: Flores, Ru (17, 7th inning off Poppen, 1 on, 0 out).
TB: DeLuzio; Jones, M; Morozowski; Flores, Ru 7; Miroglio; Herum.
RBI: Flores, Ru 2 (75).
Runners left in scoring position, 2 out: Medrano.
GIDP: Herum 2.
Team RISP: 0-for-3.
Team LOB: 5.

BASERUNNING

SB: Davis, J (5, 2nd base off Mark/Miroglio).

FIELDING

DP: 3 (Cronin-Arraez-Rooker 2; Arraez-Cronin).

Chattanooga	IP	H	R	ER	BB	SO	HR	ERA	Jackson	IP	H	R	ER	BB	SO	HR	ERA
Poppen	6.1	7	2	2	1	5	1	3.83	Takahashi	7.0	2	0	0	1	8	0	4.68
Jay (W, 4-5)	1.2	1	0	0	0	0	0	4.22	Lewis, S (H, 1)	1.0	2	1	1	0	3	1	5.96
Smeltzer (S, 4)	1.0	1	0	0	0	2	0	3.00	Mark (BS, 2)(L, 2-2)	1.0	3	3	3	2	1	0	5.40
Totals	9.0	9	2	2	1	7	1	3.85	Totals	9.0	7	4	4	3	12	1	3.76

Game Scores: Poppen 55; Takahashi 84.
Pitches-strikes: Poppen 89-61; Jay 19-14; Smeltzer 12-10; Takahashi 92-68; Lewis, S 23-15; Mark 27-15.
Groundouts-flyouts: Poppen 7-2; Jay 3-2; Smeltzer 0-0; Takahashi 7-6; Lewis, S 0-0; Mark 0-2.
Batters faced: Poppen 24; Jay 6; Smeltzer 4; Takahashi 24; Lewis, S 5; Mark 8.
Inherited runners-scored: Jay 1-0.
Umpires: HP: Brock Ballou. 1B: Tyler Jones. 3B: J.C. Velez.
Weather: 89 degrees, partly cloudy.
Wind: 6 mph, Varies.
First pitch: 2:07 PM.
T: 2:17.
Att: 1,050.
Venue: The Ballpark at Jackson.
September 3, 2018

Compiled by MLB Advanced Media

Copyright 2018 by Major League Baseball Advanced Media.

Chattanooga Lookouts Individual Statistics As of: 09/03/2018 06:10 PM EDT

W-L Record: 65-72

Choose a highlighted category to sort. NOTE: Rate stats do not use qualifiers.

BATTERS	AVG	G	AB	R	H	2B	3B	HR	RBI	TB	BB	IBB	SO	SB	CS	OBP	SLG	OPS	SF	SAC	HBP	---GAMES BY POSITION---									
																						DP	1B	2B	3B	SS	OF	C	E		
* Arraez, Luis	.298	48	178	25	53	6	0	2	16	65	13	1	16	2	0	.345	.365	.711	2	1	1	4	0	27	10	9	1	0	4		
Cronin, Joe	.115	9	26	3	3	0	0	0	0	3	4	0	11	0	0	.281	.115	.397	0	0	2	0	0	5	0	4	0	0	1		
Davis, Jaylin	.275	63	240	30	66	14	2	6	34	102	21	0	69	5	2	.341	.425	.766	2	0	4	5	0	0	0	0	51	0	3		
English, Tanner	.221	97	299	42	66	17	6	4	28	107	21	0	97	13	8	.276	.358	.634	3	5	3	1	0	0	0	0	93	0	3		
# Gore, Jordan	.250	41	136	24	34	7	3	1	18	50	15	0	29	1	0	.320	.368	.688	2	0	0	3	0	0	1	39	0	0	5		
Kerrigan, Jimmy	.226	55	195	21	44	7	0	6	21	69	10	0	67	0	3	.268	.354	.622	2	0	2	4	0	0	0	0	51	0	1		
* Kranson, Mitchell	.262	56	187	15	49	9	1	3	20	69	26	1	36	0	1	.349	.369	.718	4	0	1	5	8	1	22	0	0	18	4		
Navarro, Brian	.246	97	357	37	88	19	0	4	28	119	14	0	57	0	1	.286	.333	.619	1	2	6	18	0	0	0	0	0	96	10		
Olson, Brian	.207	17	58	8	12	1	0	0	3	13	8	0	19	0	0	.303	.224	.527	0	1	0	1	0	0	0	0	0	16	0		
Paul, Chris	.254	92	338	48	86	22	1	6	48	128	21	1	75	2	0	.303	.379	.682	3	0	4	6	7	0	69	0	13	0	9		
* Raley, Luke	.276	27	98	15	27	2	3	3	16	44	12	0	32	1	0	.371	.449	.820	2	0	4	0	7	0	0	0	15	0	0		
Rooker, Brent	.254	130	503	72	128	32	4	22	79	234	56	3	150	6	1	.333	.465	.798	4	0	5	15	47	0	0	0	44	0	8		
* Wilkins, Andy	.221	40	136	21	30	5	1	12	28	73	21	1	40	1	0	.333	.537	.870	0	0	2	0	18	0	3	0	0	0	0		
Other	.263	502	1789	240	471	76	11	38	221	683	198	6	366	33	14	.343	.382	.725	15	2	27	44									
Team Total	.255	137	4540	601	1157	217	32	107	560	1759	440	13	1064	64	30	.326	.387	.714	40	11	61	106								110	

PITCHERS	W	L	ERA	G	GS	CG	SHO	SV	SVO	IP	H	R	ER	HR	HB	BB	IBB	SO	BK	WP	GO/AO	DP	WHIP	AVG	AB	TBF	SF	GF	HLD
Alcala, Jorge	0	4	5.85	5	4	0	0	0	0	20.0	23	16	13	4	1	14	0	22	0	2	0.54	1	1.85	.280	82	97	0	0	0
* Clay, Sam	2	6	5.88	34	1	0	0	1	1	52.0	54	43	34	1	3	36	0	61	0	8	1.81	5	1.73	.266	203	244	1	9	2
* Crosby, Casey	1	0	4.91	6	1	0	0	0	0	7.1	6	4	4	0	0	14	0	9	0	2	0.57	0	2.73	.231	26	40	0	1	1
English, Tanner	0	0	18.00	1	0	0	0	0	0	1.0	2	2	2	1	0	0	0	0	0	0	0.50	0	2.00	.400	5	5	0	1	0
* Jay, Tyler	4	5	4.22	38	2	0	0	2	6	59.2	74	38	28	7	1	20	1	49	0	7	0.89	6	1.58	.310	239	269	5	15	5
LeBlanc, Randy	6	1	2.17	9	9	0	0	0	0	49.2	50	13	12	2	2	13	0	40	0	4	1.59	8	1.27	.270	185	201	1	0	0
* Marzi, Anthony	0	8	5.49	22	12	0	0	0	1	82.0	97	55	50	8	5	30	0	65	2	8	0.76	3	1.55	.286	339	377	3	3	0
Poppen, Sean	5	7	3.83	18	14	2	0	0	0	94.0	88	45	40	11	6	28	0	79	0	2	1.42	16	1.23	.254	347	385	3	0	0
Ramirez, Williams	2	6	5.67	39	1	0	0	7	10	54.0	55	38	34	4	4	34	0	76	0	11	0.43	3	1.65	.264	208	249	2	19	4
* Sammons, Bryan	0	1	11.25	1	1	0	0	0	0	4.0	5	6	5	0	0	3	0	6	0	1	2.50	0	2.00	.278	18	21	0	0	0
* Smeltzer, Devin	0	0	3.00	10	0	0	0	4	4	12.0	14	6	4	0	1	2	0	16	0	1	0.57	0	1.33	.280	50	55	1	7	0
Stashak, Cody	1	1	2.75	35	2	0	0	4	4	55.2	47	18	17	4	1	13	0	69	2	3	0.49	7	1.08	.230	204	221	3	18	2
Wells, Tyler	2	2	1.65	6	5	0	0	1	1	32.2	23	6	6	1	0	14	0	39	0	1	0.50	3	1.13	.205	112	127	1	1	0
Other	38	30	3.52	206	79	0	0	13	22	625.2	602	296	245	52	26	178	1	712	6	45	0.94	46	1.25	.253	2378	2615	18	54	16
Team Total	65	72	3.85	137	137	2	5	32	49	1184.0	1168	600	507	96	51	419	2	1272	11	101	1.22	103	1.34	.258	4521	5054	40	135	30

KEY: * - lefthanded hitter/pitcher, # - switch hitter

SECOND HALF STANDINGS

Southern League North

	W	L	PCT	GB	Home	Away	Div	Streak	Last10
Montgomery Biscuits	42	28	.600	-	18-17	24-11	22-18	L1	8-2
Jackson Generals	36	34	.514	6.0	19-16	17-18	25-25	L1	6-4
Birmingham Barons	34	36	.486	8.0	16-19	18-17	25-21	W2	4-6
Tennessee Smokies	31	37	.456	10.0	17-16	14-21	23-24	W1	3-7
Chattanooga Lookouts	29	39	.426	12.0	16-19	13-20	13-20	W1	5-5

Southern League South

	W	L	PCT	GB	Home	Away	Div	Streak	Last10
Biloxi Shuckers	40	30	.571	-	24-11	16-19	21-19	L2	5-5
Pensacola Blue Wahoos	39	30	.565	0.5	22-13	17-17	24-20	L1	6-4
Mississippi Braves	38	30	.559	1.0	21-13	17-17	22-22	W1	6-4
Mobile BayBears	29	39	.426	10.0	13-20	16-19	21-21	W1	3-7
Jacksonville Jumbo Shrimp	27	42	.391	12.5	12-23	15-19	19-25	L1	4-6

OVERALL STANDINGS

Southern League North

	W	L	PCT	GB	Home	Away	Div	Streak	Last10
Montgomery Biscuits	79	61	.564	-	34-36	45-25	44-36	L1	8-2
Jackson Generals	75	64	.540	3.5	39-31	36-33	45-45	L1	6-4
Tennessee Smokies	67	71	.486	11.0	33-35	34-36	43-44	W1	3-7
Birmingham Barons	66	72	.478	12.0	33-36	33-36	45-45	W2	4-6
Chattanooga Lookouts	65	72	.474	12.5	36-34	29-38	35-42	W1	5-5

Southern League South

	W	L	PCT	GB	Home	Away	Div	Streak	Last10
Biloxi Shuckers	81	59	.579	-	47-23	34-36	47-38	L2	5-5
Pensacola Blue Wahoos	69	68	.504	10.5	37-33	32-35	46-41	L1	6-4
Mississippi Braves	67	71	.486	13.0	36-33	31-38	40-49	W1	6-4
Mobile BayBears	66	70	.485	13.0	31-35	35-35	43-39	W1	3-7
Jacksonville Jumbo Shrimp	55	82	.401	24.5	27-41	28-41	34-43	L1	4-6

Copyright 2018 by Major League Baseball Advanced Media.

Fort Myers Miracle

Individual Statistics As of: 09/02/2018 02:43 PM EDT

W-L Record: 68-69

Choose a highlighted category to sort. NOTE: Rate stats do not use qualifiers.

BATTERS	GI																				---GAMES BY POSITION---									
	AVG	G	AB	R	H	2B	3B	HR	RBI	TB	BB	IBB	SO	SB	CS	OBP	SLG	OPS	SF	SAC	HBP	DP	1B	2B	3B	SS	OF	C	E	
* Blankenhorn, Travis	.231	124	442	52	102	24	6	11	57	171	34	0	127	6	4	.299	.387	.686	2	5	10	6	0	58	41	0	4	0	13	
Carrier, Shane	.138	27	94	9	13	0	0	4	13	25	5	0	33	2	2	.186	.266	.452	2	0	1	2	0	0	0	0	20	0	1	
* Contreras, Mark	.212	97	335	60	71	15	4	9	39	121	35	0	92	12	9	.302	.361	.663	2	2	9	5	0	0	0	0	87	0	3	
* Costello, Ryan	.229	27	96	15	22	1	0	4	9	35	14	0	19	0	0	.327	.365	.692	0	0	0	0	26	0	1	0	0	0	1	
* De La Trinidad, Ernie	.303	27	89	13	27	2	0	1	12	32	9	0	17	1	4	.363	.360	.722	3	1	1	1	0	0	0	0	25	0	0	
* Diaz, Lewin	.224	79	294	21	66	11	3	6	35	101	10	1	56	1	0	.255	.344	.598	3	0	3	4	74	0	0	0	0	0	7	
* Grzelakowski, Taylor	.298	95	332	46	99	23	3	8	40	152	37	3	98	1	2	.370	.458	.828	2	1	2	7	13	0	0	0	29	22	3	
Hamilton, Caleb	.205	91	297	38	61	19	2	4	42	96	36	1	72	5	2	.288	.323	.611	6	0	1	10	2	0	22	0	0	67	11	
* Kirilloff, Alex	.362	65	260	39	94	24	2	7	45	143	14	0	39	3	2	.393	.550	.943	4	0	2	6	0	0	0	0	54	0	2	
Lewis, Royce	.255	46	188	33	48	6	3	5	21	75	19	0	35	6	4	.327	.399	.726	0	0	1	5	0	0	0	45	0	0	4	
Miranda, Jose	.216	27	102	9	22	5	0	3	10	36	5	0	11	0	2	.292	.353	.645	0	0	6	5	0	6	19	2	0	0	3	
* Rinn, Robby	.254	18	59	2	15	5	0	0	5	20	7	0	19	0	0	.328	.339	.667	1	0	0	1	6	0	0	0	0	0	0	0
* Rortvedt, Ben	.250	51	172	20	43	7	1	4	27	64	21	2	29	0	0	.337	.372	.709	1	0	2	4	0	0	0	0	0	0	45	7
Whitefield, Aaron	.211	65	213	33	45	7	0	2	10	58	17	0	56	20	7	.272	.272	.545	3	2	2	3	0	0	0	0	63	0	1	
Other	.249	446	1494	180	372	67	6	22	145	517	154	4	364	16	22	.325	.346	.671	12	24	20	20								
Team Total	.246	137	4467	570	1100	216	30	90	510	1646	417	11	1067	73	60	.316	.368	.685	41	35	60	79								103

PITCHERS	W	L	ERA	G	GS	CG	SHO	SV	SVO	IP	H	R	ER	HR	HB	BB	IBB	SO	BK	WP	GO/AO	DP	WHIP	AVG	AB	TBF	SF	GF	HLD
	* Barnes, Charlie	6	6	2.81	23	23	0	0	0	0	118.1	115	39	37	6	12	44	1	84	0	1	0.96	14	1.34	.260	443	508	5	0
Beeker, Clark	5	7	4.59	20	17	0	0	0	0	100.0	122	57	51	9	12	23	0	64	0	8	1.13	11	1.45	.307	398	444	4	1	0
Bray, Adam	2	0	1.88	19	0	0	0	2	3	38.1	35	8	8	3	1	7	0	40	0	0	0.80	4	1.10	.241	145	155	1	12	0
Colina, Edwar	0	1	3.97	2	2	0	0	0	0	11.1	13	5	5	1	0	3	0	11	0	1	1.00	1	1.41	.289	45	49	0	0	0
Cutura, Andro	4	6	3.65	20	17	1	0	1	2	101.0	100	46	41	3	5	28	0	83	0	12	1.59	6	1.27	.260	385	423	3	2	0
Davis, Colton	1	3	4.14	24	0	0	0	4	4	41.1	33	21	19	0	7	27	1	47	0	4	0.81	3	1.45	.214	154	190	1	9	2
Graterol, Brusdar	5	2	3.12	11	11	0	0	0	0	60.2	59	22	21	0	5	19	0	56	1	4	1.02	7	1.29	.261	226	252	2	0	0
Hackimer, Tom	2	4	6.20	16	0	0	0	3	5	24.2	26	18	17	0	11	16	1	21	0	2	1.56	3	1.70	.289	90	120	1	9	1
Jax, Griffin	3	4	3.70	15	14	0	0	0	0	87.2	93	44	36	3	6	15	0	66	0	7	1.52	12	1.23	.274	340	369	5	1	0
Lujan, Hector	5	5	2.64	38	0	0	0	4	7	71.2	68	27	21	3	3	22	1	68	2	3	0.70	5	1.26	.248	274	302	2	21	1
* Mamon, Kevin	1	4	4.76	18	2	0	0	3	5	28.1	36	24	15	5	1	13	3	21	1	2	0.73	3	1.73	.305	118	135	0	10	0
Mason, Ryan	9	3	2.84	36	0	0	0	5	10	69.2	70	23	22	5	7	12	2	62	1	5	1.30	7	1.18	.271	258	282	2	19	2
* Moran, Jovani	6	1	2.56	15	0	0	0	4	6	31.2	20	10	9	1	3	8	0	37	0	2	0.62	2	0.88	.179	112	123	0	7	1
Phillips, Alex	1	0	0.00	2	0	0	0	0	0	3.1	0	0	0	0	0	0	0	3	0	0	0.17	0	0.00	.000	10	10	0	1	0
* Robinson, Alex	1	3	4.98	25	0	0	0	3	3	34.1	27	22	19	3	3	23	0	45	0	6	1.07	1	1.46	.208	130	159	0	12	2
Other	17	20	3.86	118	51	1	0	7	12	366.0	356	180	157	26	19	102	4	338	2	30	0.91	21	1.25	.252	1414	1551	9	31	7
Team Total	68	69	3.61	137	137	2	11	36	57	1188.1	1173	546	477	68	95	362	13	1046	7	87	1.29	100	1.29	.258	4542	5072	35	135	16

KEY: * - lefthanded hitter/pitcher, # - switch hitter

SECOND HALF STANDINGS

Florida State League North										Florida State League South									
	W	L	PCT	GB	Home	Away	Div	Streak	Last10	W	L	PCT	GB	Home	Away	Div	Streak	Last10	
Clearwater Threshers	45	24	.652	-	25-11	20-13	24-12	L1	7-3	Charlotte Stone Crabs	40	29	.580	-	25-11	15-18	20-12	L1	5-5
Lakeland Flying Tigers	36	27	.571	6.0	19-9	17-18	17-13	W1	4-6	Fort Myers Miracle	40	29	.580	-	20-14	20-15	22-13	W1	6-4
Dunedin Blue Jays	38	31	.551	7.0	21-14	17-17	21-16	L1	6-4	Palm Beach Cardinals	36	33	.522	4.0	19-15	17-18	16-17	L1	6-4
Tampa Tarpons	35	32	.522	9.0	15-17	20-15	12-18	L1	8-2	Jupiter Hammerheads	29	36	.446	9.0	13-21	16-15	16-17	L1	4-6
Daytona Tortugas	32	37	.464	13.0	16-19	16-18	16-20	W1	5-5	St. Lucie Mets	27	36	.429	10.0	13-21	14-15	14-18	W1	4-6
Florida Fire Frogs	22	43	.338	21.0	7-22	15-21	10-21	W1	2-8	Bradenton Marauders	21	44	.323	17.0	10-24	11-20	11-22	W1	2-8

OVERALL STANDINGS

Florida State League North										Florida State League South									
	W	L	PCT	GB	Home	Away	Div	Streak	Last10	W	L	PCT	GB	Home	Away	Div	Streak	Last10	
Clearwater Threshers	77	60	.562	-	43-28	34-32	44-29	L1	7-3	Palm Beach Cardinals	75	58	.564	-	38-26	37-32	40-33	L1	6-4
Lakeland Flying Tigers	72	61	.541	3.0	37-26	35-35	38-28	W1	4-6	Charlotte Stone Crabs	74	62	.544	2.5	45-23	29-39	38-26	L1	5-5
Daytona Tortugas	69	66	.511	7.0	35-29	34-37	37-31	W1	5-5	Jupiter Hammerheads	70	64	.522	5.5	35-34	35-30	37-35	L1	4-6
Tampa Tarpons	70	67	.511	7.0	36-33	34-34	29-41	L1	8-2	Fort Myers Miracle	68	69	.496	9.0	38-30	30-39	36-35	W1	6-4
Dunedin Blue Jays	69	68	.504	8.0	38-32	31-36	35-37	L1	6-4	Bradenton Marauders	56	74	.431	17.5	28-41	28-33	27-37	W1	2-8
Florida Fire Frogs	51	80	.389	23.0	21-38	30-42	24-41	W1	2-8	St. Lucie Mets	54	76	.415	19.5	30-41	24-35	24-36	W1	4-6

Beloit Snappers (69-69) 3, Cedar Rapids Kernels (77-62) 2
September 3, 2018

	1	2	3	4	5	6	7	8	9	R	H	E
Cedar Rapids	0	1	0	0	0	1	0	0	0	2	6	1
Beloit	0	0	3	0	0	0	0	0	x	3	10	0

Cedar Rapids													Beloit												
AB	R	H	RBI	BB	SO	LOB	AVG	AB	R	H	RBI	BB	SO	LOB	AVG										
Maciel, CF	4	0	0	0	0	1	.280	Beck, CF	4	1	2	0	1	1	.296										
Jeffers, C	4	0	0	0	0	0	.288	Armenteros, LF	4	1	2	1	0	1	.277										
Larnach, RF	4	1	2	0	0	2	.297	Hargrove, 1B	4	0	0	0	0	2	.290										
Helman, 2B	4	0	1	1	0	2	.355	Mercedes, DH	4	0	0	0	0	2	.191										
Rodriguez, 1B	4	0	0	0	0	2	.258	Gridley, 2B	4	0	1	2	0	2	.269										
Pearson, LF	4	1	1	0	0	1	.237	Meggs, RF	3	0	1	0	0	0	.261										
Cabbage, DH	3	0	1	1	0	2	.244	McDonald, 3B	3	0	2	0	0	0	.284										
Davis, M, SS	3	0	1	0	0	2	.294	Mullen, C	3	0	1	0	0	2	.222										
Montesino, 3B	3	0	0	0	0	1	.184	Allen, SS	2	1	1	0	0	1	.239										
Watson, P	0	0	0	0	0	0	.000	Varland, P	0	0	0	0	0	0	.000										
Faucher, P	0	0	0	0	0	0	.000	Jordan, P	0	0	0	0	0	0	.000										
Ramirez, R, P	0	0	0	0	0	0	.000	Damron, P	0	0	0	0	0	0	.000										
Totals	33	2	6	2	0	11	.265	Totals	31	3	10	3	0	10	.257										

BATTING

2B: Pearson (12, Varland); Larnach (8, Jordan).
TB: Larnach 3; Pearson 2; Davis, M; Cabbage; Helman.
RBI: Cabbage (45); Helman (15).
2-out RBI: Cabbage.
Team RISP: 2-for-2.
Team LOB: 4.

FIELDING

E: Maciel (5, fielding).
Outfield assists: Pearson (Gridley at 3rd base).
Pickoffs: Watson (Beck at 1st base).

BATTING

2B: Mullen (2, Faucher).
TB: Mullen 2; Gridley; Meggs; McDonald 2; Armenteros 2; Beck 2; Allen.
RBI: Armenteros (39); Gridley 2 (24).
2-out RBI: Gridley 2.
Runners left in scoring position, 2 out: Mullen; Armenteros.
SAC: Allen.
Team RISP: 2-for-7.
Team LOB: 5.

BASERUNNING

CS: Beck (6, 2nd base by Watson/Jeffers).
PO: Beck (1st base by Watson).

Cedar Rapids									Beloit								
IP	H	R	ER	BB	SO	HR	ERA	IP	H	R	ER	BB	SO	HR	ERA		
Watson (L, 5-7)	6.0	9	3	3	0	7	4.76	Varland	4.0	3	1	1	0	4	0.93		
Faucher	1.0	1	0	0	0	1	3.35	Jordan (W, 8-4)	3.2	3	1	1	0	4	2.67		
Ramirez, R	1.0	0	0	0	0	2	5.75	Damron (H, 7)	0.1	0	0	0	0	1	2.97		
Totals	8.0	10	3	3	0	10	3.40	Totals	9.0	6	2	2	0	11	4.05		

Game Scores: Watson 56; Varland 59.
Pitches-strikes: Watson 90-66; Faucher 15-12; Ramirez, R 11-9; Varland 58-46; Jordan 61-37; Damron 6-3; Martinez, S 8-8.
Groundouts-flyouts: Watson 3-5; Faucher 2-0; Ramirez, R 0-0; Varland 2-5; Jordan 2-1; Damron 0-0; Martinez, S 1-0.
Batters faced: Watson 25; Faucher 4; Ramirez, R 3; Varland 15; Jordan 14; Damron 1; Martinez, S 3.
Umpires: HP: Steven Jaschinski. 1B: Kyle Nichol.
Weather: 77 degrees, cloudy.
Wind: 5 mph, Out to LF.
First pitch: 8:19 PM.
T: 2:23 (6:19 delay).
Att: 683.
Venue: Pohlman Field.
September 3, 2018

Compiled by MLB Advanced Media

Copyright 2018 by Major League Baseball Advanced Media.

Cedar Rapids Kernels Individual Statistics As of: 09/03/2018 11:47 PM EDT

W-L Record: 77-62

Choose a highlighted category to sort. NOTE: Rate stats do not use qualifiers.

		GI																										---GAMES BY POSITION---									
BATTERS		AVG	G	AB	R	H	2B	3B	HR	RBI	TB	BB	IBB	SO	SB	CS	OBP	SLG	OPS	SF	SAC	HBP	DP	1B	2B	3B	SS	OF	C	E							
*	Baddoo, Akil	.243	113	437	83	106	22	11	11	40	183	74	1	124	24	5	.351	.419	.770	3	2	1	4	0	0	0	0	99	0	1							
	Banuelos, David	.220	73	259	28	57	14	0	2	22	77	10	0	77	1	3	.247	.297	.545	5	2	1	3	0	0	0	0	0	68	4							
	Bechtold, Andrew	.216	106	366	43	79	17	0	2	34	102	51	0	115	8	0	.314	.279	.593	1	1	2	3	2	23	79	0	0	0	9							
*	Cabbage, Trey	.244	99	340	34	83	22	4	8	45	137	28	2	119	3	0	.307	.403	.710	3	0	4	5	37	0	2	0	47	0	12							
*	Davis, Michael	.294	42	143	25	42	9	1	9	28	80	6	1	47	1	0	.327	.559	.886	0	0	1	2	0	0	0	41	0	0	10							
	Helman, Michael	.355	27	107	20	38	6	1	2	15	52	6	0	14	4	5	.398	.486	.884	2	0	3	2	0	26	0	0	0	0	2							
	Jeffers, Ryan	.288	36	139	19	40	10	0	4	17	62	14	0	30	0	0	.361	.446	.807	0	0	2	4	0	0	0	0	0	22	0							
*	Larnach, Trevor	.297	24	91	17	27	8	1	3	10	46	11	0	17	1	0	.373	.505	.878	0	0	0	1	0	0	0	0	17	0	0							
#	Maciel, Gabriel	.263	30	118	16	31	4	2	2	7	45	5	0	21	2	5	.302	.381	.683	1	0	2	0	0	0	0	0	28	0	1							
T #	Maciel, Gabriel	.280	98	397	60	111	14	2	3	23	138	35	0	71	16	10	.345	.348	.692	1	1	5	4	0	0	0	0	96	0	5							
	Montesino, Ariel	.184	31	98	12	18	5	1	1	4	28	7	0	24	3	0	.245	.286	.531	0	2	1	3	0	7	13	11	0	0	5							
*	Pearson, Jacob	.237	78	279	51	66	12	3	7	36	105	29	0	69	6	5	.312	.376	.688	1	1	2	1	0	0	0	0	65	0	0							
	Rodriguez, Ben	.258	83	279	46	72	21	1	10	44	125	33	1	96	2	2	.334	.448	.782	6	0	2	9	61	0	0	0	0	21	9							
	Other	.287	543	2031	271	583	114	21	52	307	895	153	6	399	38	16	.339	.441	.780	21	8	19	42														
	Team Total	.265	139	4688	665	1242	264	46	113	609	1937	427	11	1153	93	41	.329	.413	.742	43	16	40	79							115							
PITCHERS		W	L	ERA	G	GS	CG	SHO	SV	SVO	IP	H	R	ER	HR	HB	BB	IBB	SO	BK	WP	GO/AO	DP	WHIP	AVG	AB	TBF	SF	GF	HLD							
	Acosta, Melvi	2	4	2.95	21	6	0	0	3	5	55.0	64	23	18	3	4	15	0	41	0	3	1.85	7	1.44	.298	215	238	3	9	0							
	Balazovic, Jordan	7	3	3.94	12	11	0	0	0	0	61.2	54	27	27	5	3	18	0	78	0	6	1.35	4	1.17	.233	232	254	1	0	0							
	Dobnak, Randy	10	5	3.14	24	20	1	0	0	0	129.0	138	51	45	6	4	25	0	84	0	3	1.07	10	1.26	.274	503	539	2	2	1							
	Duran, Jhoan	2	1	2.00	6	6	0	0	0	0	36.0	19	11	8	2	1	10	0	44	0	3	1.77	2	0.81	.154	123	135	1	0	0							
T	Duran, Jhoan	7	5	3.75	21	21	0	0	0	0	100.2	88	52	42	8	4	38	0	115	0	7	1.73	6	1.25	.232	380	425	2	0	0							
	Enlow, Blayne	3	5	3.26	20	17	0	0	1	1	94.0	94	40	34	4	11	35	0	71	2	7	1.13	11	1.37	.263	358	408	2	1	1							
	Faucher, Calvin	4	4	3.35	30	0	0	0	3	6	53.2	49	25	20	5	0	33	2	55	1	7	1.11	5	1.53	.247	198	236	2	15	3							
	Finkel, Jared	5	3	3.39	33	0	0	0	3	7	63.2	65	32	24	3	7	22	0	43	1	10	1.65	10	1.37	.267	243	276	3	25	1							
	Gomez, Moises	0	1	3.77	15	0	0	0	2	2	28.2	26	15	12	2	5	9	0	24	0	4	1.17	7	1.22	.271	96	116	4	12	0							
	Martinez, Jose	1	4	4.52	34	0	0	0	7	7	67.2	56	36	34	7	5	25	1	67	1	9	1.00	5	1.20	.224	250	281	1	17	2							
	Molina, Derek	3	0	2.83	16	0	0	0	2	2	35.0	25	13	11	0	0	16	0	47	0	4	0.58	3	1.17	.194	129	145	0	7	1							
*	Neff, Zach	1	0	0.00	2	0	0	0	0	0	4.2	1	0	0	0	0	0	0	4	0	0	0.67	0	0.21	.067	15	15	0	1	0							
	Ober, Bailey	7	1	3.84	14	14	0	0	0	0	75.0	71	32	32	7	0	9	0	88	0	1	0.83	4	1.07	.249	285	294	0	0	0							
	Quezada, Johan	1	1	0.93	4	0	0	0	2	2	9.2	7	3	1	0	0	2	0	10	1	0	1.57	2	0.93	.200	35	37	0	3	0							
	Ramirez, Rickey	0	3	5.75	14	0	0	0	2	5	20.1	23	13	13	1	1	9	0	18	0	2	0.81	2	1.57	.291	79	89	0	11	0							
	Suniaga, Carlos	4	4	3.50	19	2	0	0	2	4	46.1	38	22	18	5	2	16	0	40	1	2	2.17	5	1.17	.229	166	188	3	7	1							
*	Watson, Tyler	5	7	4.76	18	17	1	1	0	0	87.0	91	55	46	7	2	44	0	85	0	15	1.40	7	1.55	.275	331	383	4	0	0							
	Other	22	16	3.00	95	46	0	0	11	13	339.0	268	128	113	18	17	141	0	362	0	37	1.05	30	1.21	.216	1240	1406	4	27	1							
	Team Total	77	62	3.40	139	139	2	13	38	54	1206.1	1089	526	456	75	62	429	3	1161	7	113	1.58	114	1.26	.242	4498	5040	30	137	11							

KEY: * - lefthanded hitter/pitcher, # - switch hitter

SECOND HALF STANDINGS

Midwest
League
Eastern

Midwest
League
Western

	W	L	PCT	GB	Home	Away	Div	Streak	Last10
Bowling Green Hot Rods	43	27	.614	-	22-13	21-14	37-21	W2	7-3
Lansing Lugnuts	37	33	.529	6.0	19-16	18-17	34-24	L4	5-5
Great Lakes Loons	36	33	.522	6.5	17-17	19-16	30-27	L1	7-3
West Michigan Whitecaps	33	36	.478	9.5	16-19	17-17	29-29	W2	4-6
Fort Wayne TinCaps	32	37	.464	10.5	16-17	16-20	29-29	L2	5-5
Lake County Captains	31	38	.449	11.5	16-18	15-20	26-32	W5	6-4
South Bend Cubs	30	39	.435	12.5	13-23	17-16	25-32	W1	4-6
Dayton Dragons	27	43	.386	16.0	15-20	12-23	21-37	L2	3-7

	W	L	PCT	GB	Home	Away	Div	Streak	Last10
Cedar Rapids Kernels	45	25	.643	-	24-11	21-14	36-22	L2	8-2
Quad Cities River Bandits	41	29	.586	4.0	18-17	23-12	35-23	W5	7-3
Beloit Snappers	37	32	.536	7.5	16-18	21-14	29-28	W2	5-5
Kane County Cougars	37	32	.536	7.5	21-13	16-19	32-26	L1	4-6
Peoria Chiefs	37	32	.536	7.5	21-13	16-19	29-28	L6	3-7
Wisconsin Timber Rattlers	37	33	.529	8.0	18-16	19-17	30-28	W1	7-3
Clinton LumberKings	30	39	.435	14.5	16-20	14-19	22-35	W2	4-6
Burlington Bees	20	45	.308	22.5	13-21	7-24	16-39	L6	2-8

OVERALL STANDINGS

Midwest
League
Eastern

Midwest
League
Western

	W	L	PCT	GB	Home	Away	Div	Streak	Last10
Bowling Green Hot Rods	90	49	.647	-	47-22	43-27	74-41	W2	7-3
Lansing Lugnuts	80	60	.571	10.5	41-28	39-32	70-46	L4	5-5
West Michigan Whitecaps	69	70	.496	21.0	40-32	29-38	60-56	W2	4-6
Fort Wayne TinCaps	64	74	.464	25.5	37-31	27-43	57-59	L2	5-5
South Bend Cubs	64	74	.464	25.5	34-37	30-37	54-60	W1	4-6
Great Lakes Loons	60	77	.438	29.0	30-35	30-42	51-62	L1	7-3
Lake County Captains	60	79	.432	30.0	34-35	26-44	50-66	W5	6-4
Dayton Dragons	58	80	.420	31.5	37-34	21-46	44-70	L2	3-7

	W	L	PCT	GB	Home	Away	Div	Streak	Last10
Quad Cities River Bandits	81	59	.579	-	40-30	41-29	66-50	W5	7-3
Cedar Rapids Kernels	77	62	.554	3.5	40-32	37-30	63-52	L2	8-2
Peoria Chiefs	76	63	.547	4.5	43-27	33-36	61-54	L6	3-7
Kane County Cougars	72	66	.522	8.0	37-27	35-39	61-55	L1	4-6
Beloit Snappers	69	69	.500	11.0	32-35	37-34	57-57	W2	5-5
Clinton LumberKings	69	70	.496	11.5	37-36	32-34	56-59	W2	4-6
Wisconsin Timber Rattlers	68	71	.489	12.5	38-32	30-39	52-63	W1	7-3
Burlington Bees	50	84	.373	28.0	28-39	22-45	43-69	L6	2-8

Elizabethton Twins

As of 09/02/2018 09:30 PM EDT

W-L Record: 2-1

GI ---GAMES BY POSITION---

BATTERS	AVG	G	AB	R	H	2B	3B	HR	RBI	BB	IBB	SO	SB	CS	OBP	SLG	OPS	SF	SAC	HBP	DP	1B	2B	3B	SS	OF	C	E
* Akins, Jared	.333	2	9	0	3	0	0	0	1	1	0	2	1	0	.400	.333	.733	0	0	0	1	0	0	0	0	2	0	1
* Arias, Jean Carlos	.000	2	9	1	0	0	0	0	0	1	0	3	1	0	.100	.000	.100	0	0	0	0	0	0	0	0	1	0	0
* Casanova, Trevor	.091	3	11	0	1	0	0	0	0	3	0	4	0	0	.286	.091	.377	0	0	0	0	0	0	0	0	0	1	0
Celestino, Gilberto	.385	3	13	4	5	0	0	1	5	2	0	3	2	0	.467	.615	1.082	0	0	0	0	0	0	0	0	3	0	0
Cosgrove, Andrew	.250	2	4	1	1	1	0	0	0	1	0	2	0	0	.400	.500	.900	0	0	0	0	0	0	0	0	0	2	0
De La Torre, Ricky	.400	2	10	1	4	0	0	0	2	0	0	3	0	0	.400	.400	.800	0	0	0	0	0	0	0	2	0	0	0
* Encarnacion, Yeltsin	.667	1	3	1	2	0	0	0	1	1	0	1	0	0	.750	.667	1.417	0	0	0	0	0	0	0	1	0	0	0
* Keirse, DaShawn	.333	2	3	1	1	0	0	0	0	2	0	2	0	0	.600	.333	.933	0	0	0	0	0	0	0	0	1	0	0
* Marrero, Lean	.111	3	9	1	1	0	0	0	0	1	0	2	0	0	.200	.111	.311	0	0	0	0	0	0	0	0	2	0	0
# Molina, Robert	.000	1	2	0	0	0	0	0	0	0	0	0	0	0	.000	.000	.000	0	0	0	0	0	0	0	0	0	1	0
Robles, Alex	.333	3	12	1	4	0	0	0	4	1	0	0	0	0	.385	.333	.718	0	0	0	1	0	0	3	0	0	0	0
# Severino, Yunior	.429	3	14	4	6	1	0	0	1	1	0	4	0	0	.467	.500	.967	0	0	0	0	0	3	0	0	0	0	0
Williams, Chris	.333	3	9	3	3	0	0	0	2	4	0	3	1	0	.500	.333	.833	1	0	0	1	3	0	0	0	0	0	0
Total-All Batters	.287	3	108	18	31	2	0	1	16	18	0	29	5	0	.386	.333	.719	1	0	0	3							1

GI

PITCHERS	W-L	ERA	G	GS	CG	SHO	SV	SVO	IP	H	R	ER	HR	HB	BB	IBB	SO	BK	WP	GO/AO	DP	WHIP	AVG	AB	TBF	SF	GF	HLD
Blank, Jacob	0-0	3.86	1	0	0	0	1	1	2.1	1	1	1	1	0	2	0	5	0	0	0.00	0	1.29	.125	8	10	0	1	0
Cabezas, Andrew	0-0	2.08	1	1	0	0	0	0	4.1	1	1	1	0	1	5	0	5	0	0	1.00	0	1.38	.077	13	20	1	0	0
* Cha, Erik	0-0	0.00	1	0	0	0	0	0	0.2	2	0	0	0	0	0	0	0	0	0	0.00	0	3.00	.500	4	4	0	1	0
* Funderburk, Kody	0-1	6.23	1	0	0	0	0	0	4.1	4	4	3	0	1	2	1	2	0	0	1.67	0	1.38	.267	15	19	0	0	0
Howell, Tanner	0-0	0.00	1	0	0	0	1	1	1.0	0	0	0	0	0	0	0	0	0	0	0.50	0	0.00	.000	3	3	0	1	0
* Perez, J.T.	0-0	13.50	1	0	0	0	0	0	0.2	1	1	1	0	0	3	0	2	0	1		0	6.00	.333	3	6	0	0	0
Rapp, Brian	1-0	2.45	1	0	0	0	0	0	3.2	4	1	1	0	0	1	0	1	0	1	0.80	0	1.36	.267	15	16	0	0	0
Rijo, Luis	0-0	5.40	1	1	0	0	0	0	5.0	9	3	3	0	0	1	0	4	1	0	1.33	2	2.00	.429	21	23	1	0	0
Winder, Josh	1-0	1.50	1	1	0	0	0	0	6.0	4	1	1	0	0	0	0	8	0	0	0.50	0	0.67	.182	22	22	0	0	0
Total-All Pitchers	2-1	3.54	3	3	0	0	2	2	28.0	26	12	11	1	2	14	1	27	1	2	0.81	2	1.43	.250	104		2	3	0

KEY: * - lefthanded hitter/pitcher, # - switch hitter

Appalachian League East

	W	L	PCT	GB	Home	Away	Div	Streak	Last10
Princeton Rays	44	22	.667	-	27-10	17-12	28-10	W4	8-2
Bluefield Blue Jays	42	26	.618	3.0	23-11	19-15	22-16	W2	6-4
Danville Braves	33	35	.485	12.0	18-17	15-18	18-20	W1	3-7
Pulaski Yankees	32	36	.471	13.0	17-17	15-19	17-19	W1	3-7
Burlington Royals	25	43	.368	20.0	12-21	13-22	9-29	L2	7-3

Appalachian League West

	W	L	PCT	GB	Home	Away	Div	Streak	Last10
Elizabethton Twins	39	27	.591	-	19-13	20-14	25-13	L1	8-2
Kingsport Mets	33	35	.485	7.0	19-15	14-20	21-17	L2	4-6
Bristol Pirates	31	37	.456	9.0	17-16	14-21	15-21	L1	3-7
Johnson City Cardinals	31	37	.456	9.0	13-20	18-17	17-21	W2	5-5
Greenville Reds	28	40	.412	12.0	12-21	16-19	16-22	L4	3-7

Playoffs:

TEX Semifinals
August 31

Bluefield 12, Princeton 7 Final	(Bluefield Leads Series 1-0)	W - Medina, Nicolas (1-0, 0.00), L - Baz, Shane (0-1, 33.75)
Elizabethton 7, Kingsport 3 Final	(Elizabethton Leads Series 1-0)	W - Winder, Josh (1-0, 1.50), L - Taveras, Willy (0-1, 4.50)

September 1

Princeton 7, Bluefield 3 Final	(Series Tied 1-1)	W - Moore, Steffon (1-0, 4.50), L - Galva, Claudio (0-1, 8.10)
Kingsport 7, Elizabethton 6 Final	(Series Tied 1-1)	W - Hickey, Mitch (1-0, 10.80), L - Funderburk, Kody (0-1, 6.23)

September 2

Princeton 6, Bluefield 5 Final	(Princeton Wins Series 2-1)	W - German, Francisco (1-0, 0.00), L - Wilson, Brad (0-1, 0.00)
Elizabethton 5, Kingsport 2 Final	(Elizabethton Wins Series 2-1)	W - Rapp, Brian (1-0, 2.45), L - Nunez, Dedniel (0-1, 6.23)

TEX
Championship
Series
September 4

Elizabethton @ Princeton, 7:00PM (Series Tied -)

September 5

Princeton @ Elizabethton, 7:00PM (Series Tied -)

September 6

Gulf Coast League East

	W	L	PCT	GB	Home	Away	Div	Streak	Last10
GCL Cardinals	40	16	.714	-	18-10	22-6	40-16	W8	9-1
GCL Astros	27	28	.491	12.5	15-12	12-16	27-28	L2	3-7
GCL Marlins	25	31	.446	15.0	14-14	11-17	25-31	W1	7-3
GCL Mets	24	31	.436	15.5	12-16	12-15	24-31	W1	4-6
GCL Nationals	23	33	.411	17.0	12-16	11-17	23-33	L5	2-8

Gulf Coast League Northeast

	W	L	PCT	GB	Home	Away	Div	Streak	Last10
GCL Phillies East	30	24	.556	-	17-10	13-14	16-5	L2	5-5
GCL Tigers East	26	28	.481	4.0	12-15	14-13	9-11	W2	5-5
GCL Braves	22	32	.407	8.0	7-20	15-12	10-11	L2	3-7
GCL Yankees East	19	35	.352	11.0	11-16	8-19	6-14	W1	5-5

Gulf Coast League Northwest

	W	L	PCT	GB	Home	Away	Div	Streak	Last10
GCL Tigers West	37	16	.698	-	19-7	18-9	18-8	W4	8-2
GCL Phillies West	30	24	.556	7.5	18-9	12-15	11-15	L1	6-4
GCL Pirates	27	25	.519	9.5	14-13	13-12	13-13	L1	7-3
GCL Yankees West	25	27	.481	11.5	13-12	12-15	14-11	L1	5-5
GCL Blue Jays	24	29	.453	13.0	13-14	11-15	9-18	W1	2-8

Gulf Coast League South

	W	L	PCT	GB	Home	Away	Div	Streak	Last10
GCL Red Sox	33	22	.600	-	19-8	14-14	33-22	L2	6-4
GCL Rays	33	23	.589	0.5	17-11	16-12	33-23	W3	7-3
GCL Twins	32	24	.571	1.5	19-9	13-15	32-24	W2	6-4
GCL Orioles	13	42	.236	20.0	9-19	4-23	13-42	L10	0-10

Dominican Summer League South

	W	L	PCT	GB	Home	Away	Div	Streak	Last10
DSL Cardinals Blue	51	21	.708	-	27-9	24-12	51-21	L1	8-2
DSL Twins	50	22	.694	1.0	26-10	24-12	50-22	W1	7-3
DSL Mets1	47	25	.653	4.0	27-9	20-16	47-25	W2	7-3
DSL Nationals	36	36	.500	15.0	20-16	16-20	36-36	W1	5-5
DSL Phillies Red	31	40	.437	19.5	20-16	11-24	31-40	L1	5-5
DSL Yankees	29	42	.408	21.5	15-20	14-22	29-42	W3	5-5
DSL Rockies	22	50	.306	29.0	10-26	12-24	22-50	L5	2-8
DSL Angels	21	51	.292	30.0	14-22	7-29	21-51	L6	1-9