



# SAN DIEGO PADRES 2018 GAME NOTES

**San Diego Padres (28-34) vs. Atlanta Braves (35-25)**  
Tuesday, June 5, 2018 • 7:10 p.m. PST • Petco Park • San Diego, CA  
**RHP Jordan Lyles (2-1, 3.65) vs. LHP Sean Newcomb (6-1, 2.73)**  
Game 63 • Home Game 38 • [FM 97.3](#) • [XEMO 860](#) • [FSSD](#)

All Padres game information, including Game Notes and rosters, is available at <http://padrespressbox.com>  
San Diego Padres Communications Department • 100 Park Blvd., San Diego, CA 92101 • (619) 795-5000 • [@PadresPR](#)

**DON'T LOOK NOW, THEY'RE GOING STREAKING!**: The Padres bested the Atlanta Braves 11-4 last night, claiming their third-straight victory and their first win to open a series at home this season (now 1-11)...San Diego has now won six of their last seven games and eight of their last 12...they are now 20-3 when they score first, 18-3 when they out-hit their opponents, and 13-5 when they hit more homers than the opposition.

- **Clayton Richard** earned his first career win against the Braves and his 55th win as a Padre, tying Bruce Hurt for the second-most wins by a Padre lefty... has worked at least 6.0 innings in six consecutive starts, the longest active streak of working 6.0-or-more innings by a left-handed starter...he also threw a season-high 109 pitches in the contest.
- The Friars combined for four homers (**Eric Hosmer, Cory Spangenberg, Raffy Lopez** and **Franmil Reyes**), tying for the most homers in a single game this season (May 26 @ LAD)...when SD hits two or more HR, they are 13-3 (.813).
- The Padres also had nine extra-base hits, the most this season and the most since Sept. 20, 2015 @ COL...they were the most XBH by the Padres in a game at Petco Park since they had nine on August 5, 2012 vs. NYM.

**KING OF THE CASTLE, I HAVE A CHAIR, I HAVE A CHAIR**: The Padres are 6-1 in their last seven games since May 29...their six wins and 47 runs scored are the most of any Major League team in that time, and their .747 winning percentage in that span is third-highest in the majors (behind CHC's .801 percentage and OAK's .754 mark).

**QUITE BULLISH & PENNISH**: The Padres bullpen has 3.06 walks per nine innings pitched this season, a mark that's fourth-best of any team and that ranks second-best in the NL behind ARI's 3.02 mark...they've allowed just nine stolen bases this year, tied for fourth-fewest of any ML 'pen.

**QUALITY OVER QUANTITY**: Their rotation has delivered 10 quality starts in the past 22 games, a span in which the Padres are 14-8...in the Friar's 40 games prior, they had just 11 quality starts (owning a 14-26 team record)...the Padres are 16-5 when they get a quality start.

**MULTI-HIT HOZ**: **Eric Hosmer** went 2-for-4 last night for his third consecutive multi-hit effort and his sixth multi-hit game in his last seven appearances...in those last seven games, he's hitting .556 (15-for-27) with two doubles, a homer and eight RBI.

**AND THE PADRES SELECT...**: With the seventh overall selection in the 2018 MLB First-Year Player Draft, the Padres selected LHP **Ryan Weathers**, son of former pitcher David Weathers, out of Loretto High School...with the 38th pick, the Padres selected 18-year-old SS **Xavier Edwards**, and San Diego concluded Day 1 of the draft by selecting Texas Tech OF **Grant Little** No. 74 overall, the pick acquired in the **Phil Hughes** trade with Minnesota on May 27.

**PADRES ON DECK**: On Monday, LHP starter **Logan Allen** and RHP reliever **Jason Jester** were named co-Pitchers of the Week by the Texas League (AA) for combining on the league's first no-hitter of the season last Thursday for San Antonio...today, SS **Fernando Tatis Jr.** was named Texas League Player of the Month for May...in his 29 games last month, Tatis Jr. hit .336 (41-for-122) with 12 doubles, two triples, seven homers, 16 RBI, five steals and 30 runs scored, leading the TL in runs, extra-base hits (21) and total bases (78) and tying for the league lead in doubles.

**THIS DAY IN PADRES HISTORY**: On June 5, 1973, the Padres drafted OF **Dave Winfield** from the University of Minnesota with the fourth overall pick...Winfield reported directly to the Padres and never spent a day in the minor leagues.

### Padres at a glance...

Overall Record.....	28-34
NL West Standing.....	(-4.5, 5th)
Home Record .....	17-20
Road Record .....	10-15
Day Record.....	7-10
Night Record.....	21-24
Current Stand .....	6-2
Streak .....	W3
All-Time Record .....	3,638-4236-2
All-Time at Home .....	1,976-1969-1
All-Time at Petco Park.....	607-564
All-Time on Road.....	1,662-2267-1
2018 vs. ATL.....	1-0
2018 vs. ATL in SD .....	1-0
2018 vs. ATL in GA .....	0-0
All-Time vs. ATL.....	273-348
All-Time vs. ATL in SD .....	151-162
All-Time vs. ATL in GA.....	122-186

### Padres record when...

Sunday .....	5-4	Thursday.....	1-5
Monday.....	3-7	Friday.....	4-5
Tuesday.....	5-4	Sat .....	7-3
Wed .....	3-4		
March .....	0-3	July .....	0-0
April .....	10-17	August.....	0-0
May .....	15-13	Sept.....	0-0
June .....	3-1	October.....	0-0
Led After 6 .....	20-2		
Led After 7 .....	24-2		
Led After 8 .....	23-2		
Tied After 6 .....	5-4		
Tied After 7 .....	3-3		
Tied After 8 .....	3-3		
Behind After 6 .....	3-28		
Behind After 7 .....	1-29		
Behind After 8 .....	2-29		
Scoring first.....	20-3		
Opponents score first .....	8-31		
Shutouts .....	2-5		
Home crowds of 20,000+ .....	0-11		
Home crowds of 30,000+ .....	6-3		
Home crowds of 40,000+ .....	2-1		
Scoring three or fewer .....	7-24		
Scoring four or more.....	21-10		
Allowing three or fewer .....	19-5		
Allowing four or more.....	9-29		
One-run games.....	7-6		
Extra Innings W-L .....	0-2		
Series W-L-T (Home) .....	4-5-2		
Series W-L-T (Road) .....	2-6-0		
Series W-L-T (Total) .....	6-11-2		
Series Sweeps (Home).....	0-2		
Series Sweeps (Road).....	0-0		
Series Sweeps (Total).....	0-2		
White Jerseys .....	13-14		
Gray Jerseys .....	8-9		
Blue Jerseys .....	2-4		
Brown Jerseys .....	1-4		
Navy Camouflage Jerseys.....	1-1		
Marine Camouflage Jerseys.....	1-0		
Retro Jerseys .....	1-0		
Memorial Day Jersey.....	1-2		

### Upcoming schedule and probable starters

Day	Date	Time (PST)	Opp.	Padres starter	Opposing starter	Television
Wed.	6/6	12:40 p.m.	vs. ATL	TBA	RHP Mike Foltynewicz (5-3, 2.22)	FSSD

NATIONAL LEAGUE CHAMPIONS 1984, 1998 • NATIONAL LEAGUE WEST CHAMPIONS 1984, 1996, 1998, 2005, 2006

## STARTING PITCHER NOTES

### #27 RHP JORDAN LYLES (2-1, 3.65 ERA)

**JORDAN'S TURN:** 27-year-old RHP Jordan Lyles is set to make his sixth start of the season and first against the Atlanta Braves since May 23, 2014.

**LAST TIME OUT:** Registered his second win of the season on 5/31 vs. MIA, tossing 7.0 IP of two-run ball behind seven SO and one walk in the Padres' 8-3 victory.

- Over his first two starts this season, he was 1-1 with a 0.73 ERA (1 ER, 12.1 IP) with 16 SO against two walks.
- In his next two starts on 5/20 and 5/26, he posted a combined 7.84 ERA (9 ER, 10.1 IP) with eight strikeouts and six walks.

**COMFY WEARING WHITE:** Lyles has made three starts at Petco this season, posting a 1.40 ERA (3 ER, 19.1 IP) and a .179 opponent batting average...also as a starter in San Diego, he has a 0.78 WHIP, and he's allowed 1.40 walks per nine innings (allowed just one walk in each of his three starts at home).

**RULE OF FOUR:** The Padres are 4-1 in games Lyles has started this season, and they've won all four of his last starts...in those last four games, he's 2-0 with a .228 opponent batting average.

**STATCAST SAYS:** Lyles relies on five pitches this season...four seamer (35%), curve (26.7%), changeup (16.2%), slider (11.5%) and sinker (10.5%).

- Opponents have hit just .159 against his slider this season, and opponents have pulled just 28.5 percent of their batted balls this season, which is the lowest pull percentage of any season in his career (since data was available in 2015).

**ALMOST PERFECT:** Lyles worked the second-longest perfect game bid (7.2 IP) in Padres history in his second start of the season on 5/15 vs. COL...it trailed only Chris Young's 7.2 perfect innings on 9/7/08 at MIL.

- He also matched his career high of 10 strikeouts (also, 6/12/13 at SEA) and it was the second time he has tossed 7.1-or-more innings without allowing an earned run (9/30/12 at MIL).

### JORDAN'S 2018 DAY-BY-DAY (AS STARTER)

Date/Opp.	Dec.	ERA	IP	H	R	ER	BB	SO	HR	PIT
5/10 vs. STL	L	3.28	5.0	5	2	1	1	6	1	81
5/15 vs. COL	W	2.53	7.1	1	0	0	1	10	0	85
5/20 at PIT	ND	3.11	5.2	7	4	4	2	4	2	93
5/26 at LAD	ND	3.83	4.2	7	5	5	4	4	2	89
5/31 vs. MIA	W	3.65	7.0	6	2	2	1	7	0	106

### '18 SUMMARY

**Record/ERA:**..... 2-1, 3.65 ERA (20 ER, 49.1 IP), 18 G (5 GS)  
**vs. LHB:** ..... 190 (15-for-79)  
**vs. RHB:** ..... 243 (25-for-102)  
**HOME:** ..... 2-1, 2.01 ERA (7 ER, 31.1 IP)  
**ROAD:** ..... 0-0, 6.50 ERA (13 ER, 18.0 IP)

HIGHS	2018 SEASON HIGHS	CAREER HIGHS
INNINGS.....	7.1 IP, 5/15 vs. COL	9.0 IP, 9/30/12 at MIL
RUNS.....	5, 5/26 at LAD	10, 7/21/13 vs. SEA
EARNED RUNS.....	5, 5/26 at LAD	9, 7/21/13 vs. SEA
HITS.....	7 (2x), last: 5/26 at LAD	12, 8/9/11 at ARI
WALKS.....	4, 5/26 at LAD	6, 5/17/14 vs. SD
STRIKEOUTS.....	10, 5/15 vs. COL	10 (2x), last: 5/15/18 vs. COL

### JORDAN VS. ATL

**Career:** 0-0, 2.84 ERA (4 ER, 12.2 IP), 3 G (2 GS)  
**2017:** N/A  
**Petco Park:** N/A  
**SunTrust Park:** N/A

**NO, NO, NO... NOT TODAY:** As a reliever was limiting opposing hitters to a .194 (14-for-72) average, the sixth-lowest average among relievers with at least 19.2 IP.

- In his five starts, he is now limiting opposing hitters to a .236 (26-for-110) average.

**RELIABLE RELIEF:** He posted 10 scoreless outings in 13 appearances out of the Padres bullpen, including a 6.1-scoreless inning streak over his first four outings, allowing just three hits and one walk while striking out eight from 3/31-4/6.

- Prior to being named to the Padres rotation, his six relief appearances in which he had recorded over three outs and allowed zero earned runs ranked tied for the second-most such appearances...teammate **Craig Stammen**, MIL's **Jeremy Jeffress** and LAD's **Ross Stripling** also had six such appearances, while MIL's **Josh Hader** led the pack with seven.

## BULLPEN NOTES

### #90 ADAM CIMBER • RHP

[@a\\_cimber](#)

**2-2, 2.93 ERA, 0 SV, 25 APP.**

**last outing:** 6/3 vs. CIN (1.0 ip)

**vs. LHB:** .270 (10-37) • **vs. RHB:** .240 (18-75)

**season-high ip:** 3.0 (2x, last: 4/16 vs. LAD)

**current scoreless streak:** 4.0 IP (4 g)

- Is one of two pitchers who have worked primarily as a reliever to have tossed at least 30.0 IP and yet to surrender a homer.
- His 25 appearances rank third among Padres relievers...has posted a 10.57 SO/9 inning ratio.
- Has only allowed multiple runs in a single outing on one occasion (2 ER on May 27 at LAD).
- His 1.69 ERA (3 ER, 16.0 IP) at Petco Park this season is the lowest among the Padres pitching staff (min. 16.0 IP).

### #65 JOSÉ CASTILLO • LHP

[63castle](#)

**0-0, 0.00 ERA, 0 SV, 1 APP.**

**last outing:** 6/2 vs. CIN (1.0 ip, 3 so)

**vs. LHB:** .000 (0-1) • **vs. RHB:** .000 (0-2)

**season-high ip:** 1.0 (6/2 vs. CIN)

**current scoreless streak:** 1.0 IP (1 g)

- Recalled Saturday from Triple-A El Paso and made his Major League debut, tossing a scoreless eighth inning while striking out each batter he faced.
- Is the third Padres pitcher to strikeout all three batters faced in their MLB debut, joining Tommy Layne (August 14, 2012) and Jeremy Fikac (August 16, 2001), per STATS Inc.
- Has split the season between El Paso and Double-A San Antonio...in seven appearances for the Chihuahuas, has posted a 1-0 record with a 1.08 ERA (1 ER, 8.1 IP) with nine strikeouts against one walk.
- Acquired from the Tampa Bay Rays along with Wil Myers, C Ryan Hanigan and RHP Gerardo Reyes as part of a three-team deal between the Padres, Rays and Nationals, December 19, 2014.

### #41 ROBBIE ERLIN • LHP

[@robbeierlin27](#)

[@robbeierlin27](#)

**1-3, 4.14 ERA, 0 SV, 17 APP.**

**last outing:** 6/1 vs. CIN (1.1 ip, h, r, er, hr)

**vs. LHB:** .289 (13-45) • **vs. RHB:** .242 (22-91)

**season-high ip:** 5.2 (5/28 vs. MIA)

**current scoreless streak:** 0.0 IP (0 g)

- Is scoreless in 11 of his 15 relief appearances this season, posting a 1.80 ERA (6 ER, 30.0 IP) out of the Padres bullpen.
- Tossed 5.2-scoreless innings on May 28, his longest relief appearance in his career...is the first Padres reliever to throw 5.2-or-more scoreless frames in a single outing since Josh Banks on May 25, 2008 vs. CIN.
- Has not issued a walk in each of his last 11 appearances since April 23 at COL...his 11.50 strikeout/walk ratio ranks second among NL relievers, behind only WSH Sean Doolittle (12.67).
- Made two starts for the Padres in 2018...is the longest tenured pitcher who has appeared for the Padres at the big league level.

**BULLPEN NOTES CONTINUED...**

**#52 BRAD HAND • LHP**      @bhand22      bhand22      **1-3, 2.15 ERA, 17 SV, 27 APP.**  
**last outing:** 6/3 vs. CIN (1.0 ip, 2 h, r, er, 2 so, hr)      **vs. LHB:** .061 (2-33) • **vs. RHB:** .225 (16-71)  
**season-high ip:** 2.0 (3x, last: 5/12 vs. STL)      **current scoreless streak:** 0.0 IP (0 g)

- Was named the National League Reliever of the month for May, the second such honor of his career (also, July 2017)...pitched to a 0.61 ERA (1 ER, 14.2 IP) during May with a 0.89 WHIP, 22 strikeouts and a .120 opponent average.
- His 17 saves rank fourth in the majors and second in the National League...converted each of his 11 save opportunities during the month of May, tied with BOS Craig Kimbrel for the most in MLB.
- Since trading former Padres closer Brandon Maurer on July 24, 2017, his 35 saves in that time rank second in MLB, behind only SEA Edwin Diaz (37).
- Joined Trevor Hoffman as the only two Padre pitchers (third time) in team history to record 11-or-more saves during the month of May (Hoffman had 12 saves in 2005 and 11 saves in 2007).
- Is just the fourth reliever in Padres history to tally 11 saves in a single month, joining Craig Kimbrel (July 2015), Trevor Hoffman (May 2007, September 2006, May 2005, July 2004, July 1998) and Mark Davis (September 1989, April 1989).
- According to Statcast data, 50.3% of his pitches this season have been sliders...13.5% of his sliders are called strike, the second-highest percentage across Major League relievers.

**#59 PHIL HUGHES • RHP**      @pjhughes45      **0-0, 6.75 ERA, 0 SV, 3 APP.**  
**last outing:** 6/4 vs. ATL (1.0 ip, 3 h, r, er, 2 so)      **vs. LHB:** .200 (5-25) • **vs. RHB:** .405 (15-37)  
**season-high ip:** 3.2 (4/27 vs. CIN)      **current scoreless streak:** 0.0 IP (0 g)

- Has pitched to a 3.50 ERA (21 ER, 54.0 IP) in 15 career appearances, seven starts, vs. NL East opponents.
- Made his Padres debut on Thursday vs. MIA...acquired on 5/27 from the Minnesota Twins along with cash and the 74th overall pick in the 2018 Draft (Competitive Balance Round B) in exchange for catcher Janigson Villalobos.
- Has made two starts and eight relief appearances this season...as a reliever, has pitched to a 5.87 ERA (5 ER, 7.2 IP).
- In seven AL appearances this season (two starts), pitched to a 6.75 ERA (9 ER, 12.0 IP).

**#50 BRYAN MITCHELL • RHP**      **0-3, 6.50 ERA, 0 SV, 11 APP.**  
**last outing:** 6/1 vs. CIN (4.0 ip, 3 h, 2 r, er, 2 bb, 2 so)      **vs. LHB:** .234 (18-77) • **vs. RHB:** .377 (40-106)  
**season-high ip:** 6.0 (4/17 vs. LAD)      **current scoreless streak:** 2.0 IP (1 g)

- Has pitched 3.0 innings-or-more in three of his four relief appearances this season.
- Has issued 33 walks through his 45.2 IP this season, posting a 6.50 BB/9 inning ratio.
- In 43 career relief appearances, he is 1-2 with a 5.93 ERA (46 ER, 71.1 IP) with 48 strikeouts against 33 walks.

**#34 CRAIG STAMMEN • RHP**      @cstammen35      **3-0, 1.88 ERA, 0 SV, 26 APP.**  
**last outing:** 6/3 vs. CIN (1.0 ip, 2 so)      **vs. LHB:** .204 (10-49) • **vs. RHB:** .211 (12-57)  
**season-high ip:** 2.0 (5x, last: 5/9 vs. WSH)      **current scoreless streak:** 2.0 IP (2 g)

- Owns a lifetime 1.73 ERA (11 ER, 57.1 IP) in 31 games, two starts, vs. ATL with a 53 strikeouts and a .163 opponent batting average.
- Has pitched to a 3.00 ERA (5 ER, 15.0 IP) in 13 games at Petco Park this season and a .084 ERA (1 ER, 10.2 IP) in 11 games on the road.
- Is limiting opponents to a .208 clip (22-for-106) in his 26 appearances this season.
- Since the '17 All-Star break, has posted a 1.47 ERA (10 ER, 61.1 IP) and a .211 opponent average...is scoreless in 50 of his 57 appearances.

**#55 MATT STRAHM • LHP**      @mattstrahm      mattstrahm      **1-2, 2.92 ERA, 0 SV, 9 APP.**  
**last outing:** 6/4 vs. ATL (1.0 ip)      **vs. LHB:** .250 (3-12) • **vs. RHB:** .156 (5-32)  
**season-high ip:** 2.0 (3x, last: 5/30 vs. MIA)      **current scoreless streak:** 5.0 IP (3 g)

- Is limiting hitters to a .192 batting average (5-for-26) with runners on base and a .182 clip (8-for-44) on the season overall.
- Has held opponents scoreless in six of his nine outings this season.
- Wednesday, earned his first win as a Padre and his first since his start on June 15 of last season at LAA.
- Made his first start as a Padre on May 27 and his first since June 27, 2017 at DET, tossing 2.0-scoreless innings while allowing just two hits and a walk with two strikeouts.

**#39 KIRBY YATES • RHP**      @kauaikirby39      kirbskauai      **3-0, 1.29 ERA, 1 SV, 23 APP.**  
**last outing:** 6/3 vs. CIN (1.0 ip, 3 h)      **vs. LHB:** .294 (10-34) • **vs. RHB:** .146 (6-41)  
**season-high ip:** 3.0 (4/18 vs. LAD)      **current scoreless streak:** 1.0 IP (1 g)

- Sunday, earned his first save of the season and the third of his career (last: July 29, 2017 vs. PIT).
- Is 1-1 in 42 career appearances at Petco Park with a 1.12 ERA (5 ER, 40.1 IP) while limiting hitters to a .175 batting average.
- His 1.29 ERA (3 ER, 21.0 IP) is the seventh-lowest among NL relievers this season (min. 21.0 IP).
- Is limiting opponents to a .097 batting average (3-for-31) with runners on base and has yet to allow a hit with RISP (0-for-14).



## BATTING NOTES

### #17 A.J. ELLIS • C • R/R @ajellis17

last game: did not play

Series vs. CIN: 0-2 • Current Stand: 1-9

career vs. ATL: 23-98 (.235), 5 2b, 2 hr

last hr: 5/26 @ LAD • current hit streak: 0 g (0-5)

- At home vs. ATL (historically with LAD and MIA), he's a career .304 hitter (14-for-46).
- Walked twice on Saturday for his third multi-walk game this season...has a .395 OBP in 23 games this season with 10 walks.
- Has hit safely in nine of his last 11 games with an at-bat (.361, 13-for-36) with four doubles, a home run, six RBI and four multi-hit games.
- Has reached base safely via hit or walk in 15 of his last 16 games, owning a .421 OBP with eight walks.
- Hitting .357 vs. lefties and .250 vs. righties.

### #13 FREDDY GALVIS • INF • S/R @freddygalvis10

freddygalvis13

last game: 1-4, rbi, so

Series vs. CIN: 3-11 • Current Stand: 6-30

career vs. ATL: 72-261 (.276), 6 2b, 2 3b, 4 hr

last hr: 5/26 @ LAD • current hit streak: 4 g (6/1-4)

- At home vs. ATL (historically was with Philadelphia), he's a career .303 hitter (40-for-132).
- Tied with Travis Jankowski for the most infield hits on the team (nine)...his three bunt hits lead the club.
- Has hit safely in four consecutive games (4-for-15, .267) and in five of his last six games.
- Has reached base via hit or walk in 11 of his last 12 games, owning a .313 OBP with four walks.
- Slugging .488 in his last 12 games (five doubles, a triple and a homer).
- Has started all 62 games this season, which are the most games started in the majors...his 552.2 innings played are also the most.

### #30 ERIC HOSMER • INF • L/L @therealhos305

hosmer305

last game: 2-4, 2b, hr, 3 rbi, 2 r, bb

Series vs. CIN: 5-12 • Current Stand: 16-31

career vs. ATL: 7-27 (.259) 2 2b, 2 hr

last hr: 5/15 vs. COL • current hit streak: 3 g (6/2-4)

- Has hit safely in his last four games vs. ATL, going 6-for-15 (.400)...he and ATL's Freddie Freeman 23 multi-hit games tie for the most in the majors among first-basemen.
- His 29 hits to the opposite field this season tie for the ML lead with Jon Jay...leads the Padres in hits (65).
- In Padres wins, he's hitting .406 (39-for-96) and in losses, he's hitting .206 (26-for-126).
- Is riding a three-multi-hit game streak (7-for-12, .583) and has six multi-hit games in his last seven contests...his 23 multi-hit games lead the team.
- He's hit safely in seven of his last eight games (16-for-31, .516), and he's reached base safely via hit or walk in 21 of his last 23 games, owning a .398 OBP with nine walks.
- SunTrust Park is the only stadium of all 30 active ballparks in which he has not played in his career.

### #16 TRAVIS JANKOWSKI • OF • L/R @freddyj\_6

freddyj\_6

last game: 2-4, 2b, rbi, r, bb

Series vs. CIN: 3-11 • Current Stand: 7-25

career vs. ATL: 5-24 (.208), 2b

last hr: 5/11 vs. STL • current hit streak: 1 g (6/4-)

- In 32 games since being recalled on April 29, he's slashed .309/.377/.391, and his 10 steals headline the NL in that time.
- Has 10 walks vs. righties and one walk vs. lefties this season.
- Has a .437 OBP at home this season, in comparison to his .271 OBP on the road.
- Prior to Jankowski's arrival, the Padres were 10-18, and after April 29, they've gone 18-16 overall and 16-10 (.615 winning percentage) in games he's started.
- Has eight of the SD's 10 leadoff hits to start a game in 2018...hitting .310 (31-for-100) with two doubles, two triples, a homer and 10 walks when batting leadoff.

### #0 RAFFY LOPEZ • C • L/R @rlopez\_29

rlopez299

last game: 3-4, hr, 2 rbi, 2 r

Series vs. CIN: 1-7 • Current Stand: 5-18

career vs. ATL: 3-4 (.750) hr

last hr: 5/10 vs. STL • current streak: 2 g (6/3-4)

- Last night, had a career-high three hits and tied his career-high in RBI (two).
- His three homers are one short of tying his career-high in a season (four in 2017 with TOR)...his three homers are third-most among all rookie catchers this season, behind PHI Jorge Alfaro's four and HOU Max Stassi's five.
- Batting .256 (11-for-43) at home this season with all three of his homers and just .080 on the road (2-for-25).
- In his last four games RISP, he's 3-for-5 with four RBI...he has seven RBI with RISP in his last 10 games.

### #7 MANUEL MARGOT • OF • R/R @manuelmargot

manuelmargot

last game: did not play

Series vs. CIN: 3-8 • Current Stand: 5-18

career vs. ATL: 7-28 (.250) 2b

last hr: 4/5 vs. COL • current hit streak: 0 g (0-2)

- Has hit in three of his last four games vs. ATL, going 6-for-16 (.375) with two multi-hit efforts.
- Had a career-high-tying three walks on Sunday vs. CIN (also: Sept. 2, 2017 vs. LAD).
- Has hit safely in seven of his last 10 games (.321, 9-for-28) with four doubles, four RBI and seven walks.
- Has a .317 OBP this season at home with 10 walks..

### #2 JOSE PIRELA • OF • R/R @josepirela12

jp\_2838

last game: 1-4, 2b, rbi, r, bb


Series vs. CIN: 2-11 • Current Stand: 5-27

career vs. ATL: 3-16 (.188) 2 2b

last hr: 9/3/17 vs. LAD • current hit streak: 1 g (6/4-)

- Has hit safely in four of his last five games, going 5-for-19 (.263) with two doubles.
- Has a .313 OBP at home this season with 15 walks.
- The Padres are 10-7 when he gets more than one hit in a game.
- Has multiple hits in four of his last nine starts (including two three-hit efforts)...he's also had five multi-hit efforts in the past 11 starts.

BATTING NOTES CONTINUED...

**#10 HUNTER RENFROE • OF • R/R** @hunter\_renfroe  hunterrenfroe   
last game: 1-5, 2b, r Series vs. CIN: 3-6 • Current Stand: 8-19  
career vs. ATL: 8-31 (.258) 2b, 3b, 2 hr last hr: 6/3 vs. CIN • current hit streak: 2 g (6/3-4)



- Owns a career .548 SLG vs. Atlanta (one double, a triple and two home runs).
- Has hit in five consecutive starts, going 7-for-17 (.412), and he's also hit .421 this homestand (8-for-19) with three doubles, a homer and seven RBI.
- At home this season, he's batting .333 (16-for-48) with seven doubles, a triple and a HR..on the road, he's .095 (2-for-21) with a homer.
- Was reinstated on May 28 from the 10-day DL after being placed on April 21 (retro to April 18) with right elbow inflammation.
- On Sunday, hit a go-ahead, pinch-hit grand slam...it was the third slam of his career and the first by a Padre in 2018...it was the 12th pinch-hit slam in SD history (most recent: Alex Dickerson on May 10, 2016 at CHC), and Renfroe became the seventh player in club history to hit a go-ahead pinch-hit grand slam and first since Archi Cianfrocco in 1995...it was the first go-ahead PH grand slam since MIL's Jason Rogers off Trevor Rosenthal in 2015.

**#32 FRANMIL REYES • OF • R/R** @la\_mole\_13  franmilreyes34   
last game: 1-4, hr, rbi, r, bb, so Series vs. CIN: 4-7 • Current Stand: 8-25  
career vs. ATL: 1-4 (.250) hr last hr: 5/30 vs. MIA • current hit streak: 3 g (6/2-4)

- Has hit in three-straight games for the second time in his career...also has hit in six of his last seven games (8-for-25, .320) with four homers and five RBI.
- Two of his five homers have come with two strikes in the count.
- Hitting .375 vs. offspeed pitches this season and just .176 against fastballs.
- Has homered in four of his last seven games and in five of his last 11 (owns a .684 SLG since his first homer on May 21 @ WSH).

**#15 CORY SPANGENBERG • INF • L/R** @cory\_spang15  cory\_spangenberg   
last game: 2-4, hr, 3b, 2 rbi, 2 r Series vs. CIN: 1-9 • Current Stand: 5-33  
career vs. ATL: 14-38 (.368) 4 2b, 2 3b, hr last hr: 6/3 vs. CIN • current hit streak: 2 g (6/3-4)

- Last night, homered in consecutive games for the second time this season (also: March 30-April 2)...recorded his 10th-career multi-extra-base hit game and first since Aug. 15, 2017.
- Riding a five-game hitting streak vs. ATL, batting .368 (7-for-19) with a double, two triples and a homer...has hit safely in nine of his 10 career games against the Braves with four multi-hit efforts.
- Batting .316 (6-for-19) this season with RISP and .667 (2-for-3) with the bases loaded.

**#23 MATT SZCZUR • OF • R/R** @superszcz4  superszcz4   
last game: 0-1, so (PH) Series vs. CIN: 1-2 • Current Stand: 1-8  
career vs. ATL: 2-7 (.286) hr last hr: 5/2/18 vs. SF • current hit streak: 0 g (0-2)

- Has made the most pinch-hit plate appearances (21) on the club...he's 3-for-19 this season with two doubles and three walks in such a role.
- His two stolen bases have tied his career high (both in '15 and '16).
- 2-for-4 with four RBI with the bases loaded this season.

**#22 CHRISTIAN VILLANUEVA • INF • R/R** @villa\_at\_3b  chrisvillanueva22   
last game: did not play Series vs. CIN: 2-8 • Current Stand: 6-21  
career vs. ATL: no appearances last hr: 5/31 vs. MIA • current streak: 3 g (5/31-6/2)

- Exited Sunday's game vs. CIN in the first inning after fouling a ball of his left ankle...trainers diagnosed it as left ankle contusion.
- Has hit safely in five of his last six games, going 6-for-21 (.286) with a double and a homer.
- Slashing .370/.424/1.000 vs. southpaws this year, and his 11 homers vs. lefties are the most of any player in the majors.
- His 15 homers are second-most in the National League, behind only WSH's Bryce Harper (18).
- His 15 home runs before June 1st were the most by a NL rookie since Albert Pujols hit 16 home runs before June 1st in 2001...slugged .433 in the month of May (three doubles and seven homers).

---

**CURRENT LEADERS:** H: Hosmer (65) RBI: Villanueva (35) 2B: Hosmer (18) 3B: Galvis (3)  
HR: Villanueva (15) BB: Hosmer (31) SB: Jankowski (10) SO: Cordero (55)  
XBH: Hosmer (26) MULTI-HIT: Hosmer (23) LONGEST ACTIVE HIT STREAK: Galvis (4g)

MISCELLANEOUS

Disabled, Bereavement & Family Medical Leave

PLAYER (INJURY)	PLACED (RETRO)	GAMES MISSED	REIN- STATED
<b>RHP Colin Rea* (right shoulder strain) ... 3/29 (3/26)</b>		<b>61</b>	--
OF Franchy Cordero (left abductor strain) ... 3/29 (3/26)		12	4/11
<b>INF Allen Córdoba (concussion)..... 3/29 (3/26)</b>		<b>61</b>	--
<b>RHP Dinelson Lamet (right elbow strain) 3/29 (3/26)</b>		<b>61</b>	--
LHP Matt Strahm (torn left patellar tendon) 3/29 (3/26)		34	5/7
<b>OF Alex Dickerson (Tommy John surgery)..... 3/29</b>		<b>61</b>	--
OF Wil Myers (right arm nerve irritation) ..... 4/4 (4/3)		15	4/20
RHP Kirby Yates (right ankle tendonitis) ..... 4/9 (4/8)		10	4/19
OF Manuel Margot (bruised ribs) ..... 4/11		9	4/21
OF Hunter Renfroe (right elbow inflammation) ... 4/21 (4/18)		32	5/28
INF Eric Hosmer (family medical leave list) ..... 4/24		2	4/27
OF Wil Myers (strained left oblique) ..... 4/29		33	--
C Austin Hedges (right elbow tendonitis) ..... 5/1		31	--
RHP Phil Maton (right lat strain)..... 5/13		21	--
LHP Joey Lucchesi (right hip strain) ..... 5/15		19	--
OF Franchy Cordero (right forearm strain)..... 5/28		8	--
NOTE: Players <b>bolded</b> are on the 60-Day DL		470	

2018 Instant Replay

Padres Challenges	Opponent Challenges
Successful: 2	Successful: 7
Unsuccessful: 10	Unsuccessful: 4
Success rate: 17%	Success rate: 64%
Umpire Review	All-Time Padres Challenges (since '14)
Upheld: 3	Number of challenges: 183
Overtured: 0	Overtured: 86
Overtured rate: 0%	Success rate: 47%

2018 Transactions

date	player	transaction
6/2	RHP Walker Lockett.....	Optioned to El Paso (AAA)
	RHP Jose Castillo .....	Recalled from El Paso (AAA)
	LHP Kyle McGrath .....	Cleared waivers & outrighted to El Paso (AAA)
6/1	RHP Walker Lockett.....	Recalled from El Paso (AAA)
	RHP Kazuhisa Makita .....	Optioned to El Paso (AAA)
5/29	LHP Tyler Webb.....	Optioned to El Paso (AAA)
	RHP Phil Hughes .....	Reported to the Major League team
5/27	LHP Kyle McGrath .....	Designated for assignment
	RHP Phil Hughes .....	Acquired from MIN for cash and the 74th overall pick in the 2018 Draft (Comp. Round B) in exchange for C Janigson Villalobos.
5/21	INF Carlos Asuaje .....	Optioned to El Paso (AAA)
	LHP Tyler Webb.....	Recalled from El Paso (AAA)
5/19	INF Chase Headley.....	Released
5/15	INF Carlos Asuaje .....	Recalled from El Paso (AAA)
5/14	OF Franmil Reyes.....	Selected to the Major League roster
	INF Carlos Asuaje .....	Optioned to El Paso (AAA)
5/13	RHP Kazuhisa Makita .....	Recalled from El Paso (AAA)
5/12	INF Chase Headley.....	Designated for Assignment
	INF/OF Cory Spangenberg ...	Recalled from El Paso (AAA)
5/7	INF Javy Guerra.....	Returned to El Paso (AAA)
	RHP Kazuhisa Makita .....	Optioned to El Paso (AAA)
5/4	INF Javy Guerra.....	Recalled from El Paso (AAA)
5/1	C Raffy Lopez .....	Recalled from El Paso (AAA)
4/29	OF Travis Jankowski.....	Recalled from El Paso (AAA)
4/27	LHP Buddy Baumann .....	Claimed off waivers by NYM
	INF/OF Cory Spangenberg ...	Optioned to El Paso (AAA)
	INF Eric Hosmer .....	Reinstated from Family Medical Leave List
4/24	LHP Eric Lauer.....	Selected to the Major League roster
	INF Eric Hosmer .....	Placed on Family Medical Leave List
4/20	LHP Tyler Webb.....	Optioned to El Paso (AAA)
4/19	RHP Luis Perdomo .....	Optioned to El Paso (AAA)
4/13	LHP Kyle McGrath .....	Optioned to El Paso (AAA)
	LHP Tyler Webb.....	Recalled from El Paso (AAA)
4/14	LHP Tyler Webb.....	Claimed off waivers from MIL
4/13	LHP Kyle McGrath .....	Recalled from El Paso (AAA)
	RHP Colten Brewer.....	Optioned to El Paso (AAA)
4/12	RHP Colten Brewer.....	Recalled from El Paso (AAA)
	LHP Buddy Baumann .....	Optioned to El Paso (AAA)
4/9	LHP Buddy Baumann .....	Recalled from El Paso (AAA)
4/4	RHP Phil Maton .....	Recalled from El Paso (AAA)
4/3	LHP Kyle McGrath .....	Optioned to El Paso (AAA)
	RHP Tyson Ross.....	Selected to the Major League roster
3/30	C Raffy Lopez .....	Optioned to El Paso (AAA)
	LHP Joey Lucchesi .....	Selected to the Major League roster
3/28	C Raffy Lopez .....	Selected to the Major League roster
	RHP Adam Cimber.....	Selected to the Major League roster
	C A.J. Ellis.....	Selected to the Major League roster
	LHP Buddy Baumann .....	Optioned to El Paso (AAA)
	OF Travis Jankowski.....	Optioned to El Paso (AAA)
	RHP Colten Brewer.....	Optioned to El Paso (AAA)
	RHP Phil Maton .....	Optioned to El Paso (AAA)
3/26	RHP Carter Capps .....	Outrighted to El Paso (AAA)
3/14	C Luis Torrens .....	Optioned to San Antonio (AA)
3/12	RHP Tom Wilhelmssen .....	Released from El Paso (AAA)
3/11	LHP José Castillo.....	Optioned to El Paso (AAA)
	Brad Wieck .....	Optioned to El Paso (AAA)
2/20	C Rocky Gale.....	Designated for assignment
2/19	INF Eric Hosmer .....	Signed to an eight-year contract
2/16	RHP Rowan Wick .....	Claimed off waivers from STL

2018 Runs by Inning

	1	2	3	4	5	6	7	8	9	Extra	Total
OPP	43	31	45	30	22	36	21	20	29	6	280
SD	29	22	19	33	34	33	33	15	30	1	249

Starts by Position

C: Ellis (19), Hedges (22), Lopez (21)  
 1B: Headley (3), Hosmer (58), Myers (1)  
 2B: Asuaje (27), Pirela (31), Spangenberg (4)  
 SS: Galvis (62)  
 3B: Headley (6), Spangenberg (10), Villanueva (46)  
 LF: Cordero (23), Jankowski (5), Pirela (24), Renfroe (3), Spangenberg (5), Szczur (2)  
 CF: Cordero (11), Jankowski (8), Margot (41), Szczur (2)  
 RF: Cordero (4), Jankowski (12), Myers (9), Pirela (5), Renfroe (13), Reyes (16), Szczur (3)  
 P: Erlin (2), Lauer (7), Lockett (1), Lucchesi (9), Lyles (5), Mitchell (7), Perdomo (4), Richard (13), Ross (12), Strahm (1)

Starts by Batting Order

1st: Asuaje (2), Cordero (4), Jankowski (25), Margot (15), Myers (2), Pirela (12), Szczur (2)  
 2nd: Asuaje (2), Cordero (2), Galvis (6), Headley (1), Hosmer (33), Myers (6), Pirela (9), Spangenberg (3)  
 3rd: Cordero (4), Hosmer (24), Myers (2), Pirela (15), Renfroe (1), Villanueva (16)  
 4th: Cordero (16), Hosmer (1), Lopez (1), Pirela (16), Renfroe (10), Villanueva (18)  
 5th: Asuaje (7), Cordero (7), Galvis (2), Headley (6), Lopez (6), Pirela (6), Renfroe (1), Reyes (11), Spangenberg (5), Villanueva (12)  
 6th: Asuaje (4), Cordero (2), Galvis (31), Headley (3), Lopez (5), Margot (2), Pirela (2), Renfroe (4), Reyes (4), Spangenberg (4), Szczur (1)  
 7th: Asuaje (8), Ellis (9), Galvis (21), Hedges (3), Lopez (4), Margot (4), Reyes (1), Spangenberg (7), Szczur (4), Villanueva (1)  
 8th: Asuaje (4), Ellis (10), Galvis (2), Hedges (18), Jankowski (1), Lopez (5), Margot (20), Spangenberg (1)  
 9th: Erlin (2), Hedges (1), Lauer (8), Lockett (1), Lucchesi (9), Lyles (5), Margot (2), Mitchell (6), Perdomo (3), Richard (13), Ross (11), Strahm (1)

2018 Home Runs

solo	2r	3r	gs	home	road	total
33	19	6	1	35	22	57

Most Recent: 4 on June 5 vs. ATL  
 Games with a HR: 36  
 Team Multi-HR games: 16 (1,473 all-time)

2018 Ejections

DATE/OPP	PLAYER/COACH	INN.	UMPIRE	CAREER #
May 18 @ PIT	Freddy Galvis	b8	Will Little	1
April 11 @ COL	A.J. Ellis	b3	Brian Gorman	2
April 11 @ COL	Luis Perdomo	b3	Brian Gorman	1
April 9 @ COL	Andy Green	b6	Brian Gorman	6



## HIGHS & LOWS

### Team Batting

Most At-Bats:	43, at Colorado, April 23
Most Plate Appearances:	49, at Colorado, April 23
Most Runs:	13, at Colorado, April 23
Most Hits:	16, at Colorado, April 23
Most Doubles:	5, at Houston, April 6
Most Triples:	1, done 13 times.
Most Home Runs:	4, at Los Angeles (N.L.), May 26
	4, vs. Atlanta, June 4
Most Extra-Base Hits:	9, vs. Atlanta, June 4
Most Total Bases:	31, vs. Atlanta, June 4
Most Runs Batted In:	12, at Colorado, April 23
	12, vs. New York (N.L.), April 28
Most Stolen Bases:	3, vs. San Francisco, April 15
	3, vs. Washington, May 9
	3, at Pittsburgh, May 19
Most Caught Stealing:	2, done 4 times.
Most Walks:	7, vs. San Francisco, April 15
	7, vs. LAD, April 17 (12 innings)
	7, vs. Miami, May 31
Most Strikeouts:	20, vs. LAD, April 17 (12 innings)
Most Strikeouts (9-inning games):	16, at Colorado, April 25
Most Sac Hits:	1, done 12 times.
Most Sac Flies:	2, vs. St. Louis, May 13
	2, vs. Cincinnati, June 2
Most Hit-By-Pitch:	1, done 15 times.
Most GDP:	3, at San Francisco, May 1

### Individual Batting

Most At-Bats:	6, done 4 times.
Most Plate Appearances:	6, done 8 times.
Most Runs:	4, Christian Villanueva, vs. Colorado, April 3
Most Hits:	4, Wil Myers, at Colorado, April 23
Most Doubles:	2, done 7 times.
Most Triples:	1, done 13 times.
Most Home Runs:	3, Christian Villanueva, vs. Colorado, April 3
Most Extra-Base Hits:	3, Christian Villanueva, vs. Colorado, April 3
Most Total Bases:	12, Christian Villanueva, vs. Colorado, April 3
Most Runs Batted In:	5, Christian Villanueva, vs. Colorado, April 3
	5, Austin Hedges, vs. New York (N.L.), April 28
Most Stolen Bases:	2, Travis Jankowski, at Pittsburgh, May 19
	2, Travis Jankowski, vs. Cincinnati, June 2
Most Caught Stealing:	1, done 17 times.
Most Walks:	4, Eric Hosmer, at Colorado, April 23
Most Strikeouts:	4, done 7 times.
Most Sac Hits:	1, done 12 times.
Most Sac Flies:	1, done 13 times.
Most Hit-By-Pitch:	1, done 15 times.
Most GDP:	1, done 45 times.

### Team Pitching

Most Innings Pitched:	13.0, vs. St. Louis, May 12 (13 innings)
Most Hits Allowed:	19, vs. New York (N.L.), April 29
Most Batters Faced:	54, vs. LAD, April 17 (12 innings)
Most Batters Faced (9-inning games):	53, vs. New York (N.L.), April 29
Most Runs Allowed:	14, vs. New York (N.L.), April 29
Most Earned Runs:	14, vs. New York (N.L.), April 29
Most Home Runs Allowed:	5, vs. St. Louis, May 11
Most Walks Allowed:	8, vs. San Francisco, April 12
Most Strikeouts:	14, at Arizona, April 20
	14, vs. St. Louis, May 12 (13 innings)
Most Hit-By-Pitch:	2, at Pittsburgh, May 18

### Individual Pitching

Most Innings Pitched:	8.0, Clayton Richard, vs. Washington, May 8
	8.0, Clayton Richard, vs. St. Louis, May 13
Most Hits Allowed:	10, Luis Perdomo, vs. Los Angeles (N.L.), April 18
Most Batters Faced:	30, Clayton Richard, vs. Washington, May 8
	30, Clayton Richard, vs. Atlanta, June 4
Most Runs Allowed:	9, Luis Perdomo, vs. Los Angeles (N.L.), April 18
Most Earned Runs:	7, Luis Perdomo, vs. Los Angeles (N.L.), April 18
Most Home Runs:	4, Eric Lauer, vs. St. Louis, May 11
Most Walks:	6, Bryan Mitchell, at Houston, April 7 (10 innings)
Most Walks (9-inning games):	5, Bryan Mitchell, vs. San Francisco, April 12
	5, Walker Lockett, vs. Cincinnati, June 1
Most Strikeouts:	10, Tyson Ross, at Arizona, April 20
	10, Clayton Richard, vs. St. Louis, May 13
	10, Jordan Lyles, vs. Colorado, May 15
Most Hit-By-Pitch:	1, done 18 times.

### Padres Back-to-Back Home Runs

No.	DATE	FINAL SCORE	BATTERS	OPP. PITCHER
2	Apr 9	SD 7 @ COL 6	Clayton Richard/Carlos Asuaje	Jon Gray
1	Mar 30	MIL 8 @ SD 6	Cory Spangenberg/Austin Hedges	Jhoulys Chacin

### Padres Walk-Off Wins

No.	DATE	FINAL SCORE	BATTER/RUNNER	ACTION	RBI	OPP. PITCHER
2	May 30	MIA 2 @ SD 3	Hunter Renfroe	E5	0	Brad Ziegler
1	May 12	STL 1 @ SD 2	Eric Hosmer	double	1	Mike Mayers

### Padres Pinch-Hit Home Runs

No.	DATE	FINAL SCORE	BATTER	RBI	OPP. PITCHER
2	June 3	CIN 3 @ SD 6	Hunter Renfroe	4	Luis Castillo
1	May 19	SD 6 @ PIT 2	Cory Spangenberg	1	George Kontos

### Padres Grand Slams

No.	DATE	FINAL SCORE	BATTER	OPP. PITCHER
1	June 3	CIN 3 @ SD 6	Hunter Renfroe	Luis Castillo

## LAST TIME IT HAPPENED...

### BY THE PADRES

Inside-the-Park	Everth Cabrera, June 8, 2012 @ MIL
Inside-the-Park (at Petco)	Tony Gwynn Jr., July 17, 2010 vs. ARI
From both sides of the plate	Yangervis Solarte, May 27, 2016 @ ARI
Pinch-hit Grand Slam	Hunter Renfroe, June 3, 2018 vs. CIN
Walk-off Grand Slam	Derek Norris, May 29, 2015 vs. PIT
Homer in first ML at-bat	Eddy Rodriguez, August 2, 2012 @ CIN
Homer by a pitcher	Clayton Richard, April 9, 2018 @ COL
2 HR in one inning (ind.)	None
Three HR game	Christian Villanueva (3), April 3, 2018 vs. COL
Four HR game	None
Back-to-back	Richard/Asuaje, April 9, 2018 @ COL (T4)
3 consecutive HR	Gomez/Henderson/Veras, April 1, 1997 vs. NYM
3 HR, 1 inning	Kemp/Solarte/Norris (T5), May 27, 2016 @ ARI
4 HR, 1 inning	Arias/Henderson/Klesko/Trammell (T3), May 17, 2001 @ NYM
5 HR, one inning	None

### Home Runs

Hit for the Cycle	Wil Myers, April 10, 2017 @ COL
Five-hit game	Jon Jay, June 6, 2016 vs. SEA
Six-hit game	Adrian González, August 11, 2009 @ MIL
Seven-hit game	None
Two-hits, one inning	Wil Myers (T7), April 24, 2018 @ COL
Six-RBI game	Yangervis Solarte, August 22, 2017 @ STL
Seven-RBI game	Hunter Renfroe, Sept. 27, 2016 vs. LAD
Eight-RBI game	Ken Caminiti, Sept. 19, 1995 vs. COL
Hit into a triple play	Jabari Blash (5-4-3), August 7, 2016 vs. PHI
3 GDP, one game	Yangervis Solarte, Sept. 16, 2015 @ ARI

### AGAINST THE PADRES

Inside-the-Park	JT Riddle, May 29, 2018 vs. MIA (off Makita)
Inside-the-Park (at Petco)	JT Riddle, May 29, 2018 vs. MIA (off Makita)
From both sides of the plate	Yasmani Grandal, April 3, 2017 @ LAD
Pinch-hit Grand Slam	Pat Valaika, Sept. 16, 2017 @ COL
Walk-off Grand Slam	Jeff Mathis, June 30, 2013 @ MIA
Homer in first ML at-bat	Brett Pill, Sept. 6, 2011 vs. SF
Homer by a pitcher	Bartolo Colon, May 7, 2016 vs. NYM
2 HR in one inning (ind.)	Aaron Boone, August 9, 2002 @ CIN (B1)
Three HR game	Andrew McCutchen, July 30, 2017 vs. PIT
Four HR game	None
Back-to-back	Blackmon/LeMahieu, April 2, 2018 vs. COL
4 consecutive HR	Kent/Drew/Martin/Anderson, Sept. 18, 2006 @ LAD
3 HR, 1 inning	Bader/Ozuna/Gyorko (t3), May 11, 2018 @ vs. STL
4 HR, 1 inning	Kent/Drew/Martin/Anderson (B9), Sept. 18, 2006 @ LAD
5 HR, one inning	None

### Batting

Hit for the Cycle	Wil Myers, April 10, 2017 @ COL
Five-hit game	Jon Jay, June 6, 2016 vs. SEA
Six-hit game	Adrian González, August 11, 2009 @ MIL
Seven-hit game	None
Two-hits, one inning	Wil Myers (T7), April 24, 2018 @ COL
Six-RBI game	Yangervis Solarte, August 22, 2017 @ STL
Seven-RBI game	Hunter Renfroe, Sept. 27, 2016 vs. LAD
Eight-RBI game	Ken Caminiti, Sept. 19, 1995 vs. COL
Hit into a triple play	Jabari Blash (5-4-3), August 7, 2016 vs. PHI
3 GDP, one game	Yangervis Solarte, Sept. 16, 2015 @ ARI

Hit for the Cycle	Greg Colbrunn, Sept. 18, 2002 vs. ARI
Five-hit game	Nolan Arenado, July 19, 2017 @ COL
Six-hit game	Wally Backman, April 27, 1990 vs. PIT
Seven-hit game	None
Two-hits, one inning	Lorenzo Cain (T8), June 10, 2017 vs. KC
Seven-RBI game	Nolan Arenado, July 19, 2017 @ COL
Eight-RBI game	Matt Holliday, Sept. 20, 2005 @ COL
Nine-RBI game	None
Hit into a triple play	Ruben Tejada (5-4-3), June 10, 2010 (G2) @ NYM
3 GDP, one game	Tommy Pham, August 24, 2017 @ STL

### Pitching

No-Hitter	None
Complete Game	Clayton Richard, August 16 vs. PHI
Complete Game Shutout	Clayton Richard, August 16 vs. PHI
One-Hitter (complete game)	Andrew Cashner, April 11, 2014 vs. DET
10+ Innings Pitched	Bruce Hurst, June 15, 1989 vs. CIN (10.0)
10+ Strikeouts	Jordan Lyles, May 16, 2018 vs. COL (10 SO)
15+ Strikeouts	Jake Peavy, April 25, 2007 vs. ARI (16 SO)
Back-to-Back Shutouts (team)	May 11, 2016 @ CHC & May 12 @ MIL (1-0 and 3-0)
Back-to-Back CG Shutouts (ind.)	Bruce Hurst, May 13-18, 1992
2 Consecutive Complete Games	Brian Lawrence, August 20-25, 2004
3 Consecutive Complete Games	Andy Ashby, May 25-June 4, 1998
Team Back-to-Back CG	Peavy @ ARI, Lawrence @ SF, May 26-27, 2005
Team Back-to-Back CG SHO	Sterling Hitchcock, Kevin Brown vs. MIL, Aug. 14-16, 1998

No-Hitter	(combined), May 4, 2018 vs. LAD *in Monterrey, MX
Complete Game	Carlos Martínez, September 4, 2017 vs. STL
Complete Game Shutout	Carlos Martínez, September 4, 2017 vs. STL
10+ Innings Pitched	Darryl Kile, Sept. 20, 1998 vs. COL (10.0)
10+ Strikeouts	Rich Hill, September 27, 2017 @ LAD (10 SO)
15+ Strikeouts	Stephen Strasburg, May 27, 2017 @ WSH (15 SO)
Back-to-Back Shutouts (team)	Sept. 27 @ LAD & Sept. 29 @ SF (10-0 and 8-0)
Back-to-Back CG Shutouts (ind.)	Oil Can Boyd, May 13-23, 1990
2 Consecutive Complete Games	Johnny Cueto (3 CG), April 26-May 23, 2016
3 Consecutive Complete Games	Johnny Cueto, April 26-May 23, 2016
Team Back-to-Back CG	Madison Bumgarner, Johnny Cueto vs. SF, May 17-18, 2016
Team Back-to-Back CG SHO	David Cone, Bob Ojeda @ NYM, Aug. 29-30, 1988

### Miscellaneous

Position Player Pitching	Erick Aybar, June 8, 2017 @ ARI
Three-or-more steals, 1 game	Wil Myers (3 steals), August 16, 2017 vs. PHI
Three-or-more steals, 1 inning	Wil Myers (3 steals), August 16, 2017 vs. PHI
Four-or-more steals, 1 game	Everth Cabrera (4 steals), Sept. 30, 2012 vs. SF
Five-or-more steals, 1 game	Damian Jackson (5 steals), June 28, 1999 vs. COL
Steal of home	Cory Spangenberg (T2), August 26, 2017 @ MIA
Suspended Game at Petco Park	May 7, 2017 vs. LAD (rain)

Position Player Pitching	Bryan Petersen, July 20, 2011 @ FL
Three-or-more steals, 1 game	Paul Goldschmidt (3 steals), October 1, 2017 @ ARI
Three-or-more steals, 1 inning	None
Four-or-more steals, 1 game	Dexter Fowler (5 steals), April 27, 2009 @ COL
Steal of home	Kiké Hernández (B6), April 6, 2017 @ LAD





**SD pitching vs. ATL batting**

vs. Robbie Erlin

Career	BA	OBP	SLG	AB	H	2B	3B	HR	BB	K	RBI
Peter Bourjos	.000	.000	.000	2	0	0	0	0	0	1	0
Charlie Culberson	.000	.000	.000	1	0	0	0	0	0	0	0
Freddie Freeman	1.000	1.000	2.000	3	3	0	0	1	0	0	1
Phil Gosselin	.333	.333	.667	3	1	1	0	0	0	0	0
Ender Inciarte	.333	.333	1.000	3	1	0	1	0	0	1	0

vs. Brad Hand

Career	BA	OBP	SLG	AB	H	2B	3B	HR	BB	K	RBI
Tyler Flowers	.000	.000	.000	1	0	0	0	0	0	0	0
Freddie Freeman	.200	.294	.200	15	3	0	0	0	2	4	2
Phil Gosselin	.333	.333	.500	6	2	1	0	0	0	1	1
Ender Inciarte	.200	.273	.200	10	2	0	0	0	1	0	0
Nick Markakis	.000	.000	.000	10	0	0	0	0	0	5	0
Chris Stewart	.200	.200	.200	5	1	0	0	0	0	0	0
Julio Teheran	.333	.333	.333	3	1	0	0	0	0	0	0

vs. Phil Hughes

Career	BA	OBP	SLG	AB	H	2B	3B	HR	BB	K	RBI
Ozzie Albies	.000	.000	.000	1	0	0	0	0	0	1	0
Peter Bourjos	.333	.333	.500	6	2	1	0	0	0	1	1
Johan Camargo	.000	.000	.000	1	0	0	0	0	0	1	0
Charlie Culberson	1.000	1.000	1.000	1	1	0	0	0	0	0	0
Ryan Flaherty	.286	.286	.714	7	2	0	0	1	0	1	1
Tyler Flowers	.231	.286	.231	13	3	0	0	0	1	7	0
Freddie Freeman	.333	.333	1.333	3	1	0	0	1	0	0	2
Ender Inciarte	.250	.250	.250	4	1	0	0	0	0	1	0
Nick Markakis	.315	.339	.481	54	17	3	0	2	2	7	7
Kurt Suzuki	.125	.200	.125	8	1	0	0	0	0	2	1
Dansby Swanson	1.000	1.000	1.000	1	1	0	0	0	0	0	0
Preston Tucker	1.000	1.000	1.000	1	1	0	0	0	0	0	0

vs. Jordan Lyles

Career	BA	OBP	SLG	AB	H	2B	3B	HR	BB	K	RBI
Peter Bourjos	.250	.400	.250	4	1	0	0	0	0	2	0
Tyler Flowers	.000	.667	.000	1	0	0	0	0	2	0	0
Freddie Freeman	.333	.333	.500	6	2	1	0	0	0	0	0
Phil Gosselin	.000	.000	.000	2	0	0	0	0	0	0	0
Ender Inciarte	.273	.333	.273	11	3	0	0	0	1	0	0
Nick Markakis	.000	.000	.000	2	0	0	0	0	0	0	1
Chris Stewart	.000	.000	.000	2	0	0	0	0	0	0	0

vs. Bryan Mitchell

Career	BA	OBP	SLG	AB	H	2B	3B	HR	BB	K	RBI
Ryan Flaherty	.500	.667	1.000	2	1	1	0	0	1	0	1
Tyler Flowers	.500	.500	1.000	2	1	1	0	0	0	1	0
Nick Markakis	.000	.000	.000	1	0	0	0	0	0	0	0
Chris Stewart	1.000	1.000	1.000	1	1	0	0	0	0	0	0
Kurt Suzuki	1.000	1.000	1.000	1	1	0	0	0	0	0	0

vs. Craig Stammen

Career	BA	OBP	SLG	AB	H	2B	3B	HR	BB	K	RBI
Peter Bourjos	.000	.000	.000	1	0	0	0	0	0	0	0
Charlie Culberson	.000	.000	.000	1	0	0	0	0	0	0	0
Ryan Flaherty	.000	.000	.000	1	0	0	0	0	0	0	0
Tyler Flowers	.000	.000	.000	1	0	0	0	0	0	0	0
Freddie Freeman	.222	.222	.667	9	2	1	0	1	0	0	1
Phil Gosselin	.000	.000	.000	2	0	0	0	0	0	1	0
Ender Inciarte	1.000	1.000	4.000	1	1	0	0	1	0	0	2
Nick Markakis	.600	.600	.800	5	3	1	0	0	0	0	1
Anibal Sanchez	.000	.000	.000	2	0	0	0	0	0	2	0
Chris Stewart	.000	.250	.000	3	0	0	0	0	1	1	0
Kurt Suzuki	.000	.000	.000	1	0	0	0	0	0	1	0
Dansby Swanson	.000	.000	.000	1	0	0	0	0	0	1	0
Julio Teheran	.000	.000	.000	2	0	0	0	0	0	0	0

vs. Matt Strahm

Career	BA	OBP	SLG	AB	H	2B	3B	HR	BB	K	RBI
Peter Bourjos	.000	.000	.000	1	0	0	0	0	0	1	0
Tyler Flowers	.000	.000	.000	1	0	0	0	0	0	0	0
Nick Markakis	.000	.000	.000	1	0	0	0	0	0	0	0
Kurt Suzuki	.000	.000	.000	1	0	0	0	0	0	0	0
Preston Tucker	.000	.000	.000	1	0	0	0	0	0	0	0

vs. Kirby Yates

Career	BA	OBP	SLG	AB	H	2B	3B	HR	BB	K	RBI
Peter Bourjos	.000	.000	.000	1	0	0	0	0	0	1	0
Ryan Flaherty	.167	.167	.667	6	1	0	0	1	0	4	1
Ender Inciarte	.000	.000	.000	1	0	0	0	0	0	1	0
Nick Markakis	.000	.000	.000	3	0	0	0	0	0	1	0

**SD batting vs. ATL pitching**

vs. Shane Carle

Career	BA	OBP	SLG	AB	H	2B	3B	HR	BB	K	RBI
Freddy Galvis	.000	.000	.000	1	0	0	0	0	0	0	0
Hunter Renfroe	.000	.000	.000	1	0	0	0	0	0	0	0
Franmil Reyes	-	1.000	-	0	0	0	0	0	1	0	0

vs. Sam Freeman

Career	BA	OBP	SLG	AB	H	2B	3B	HR	BB	K	RBI
Carlos Asuaje	.000	.000	.000	1	0	0	0	0	0	1	0
Allen Cordoba	.000	.000	.000	1	0	0	0	0	0	0	1
A.J. Ellis	.000	.000	.000	1	0	0	0	0	0	1	0
Freddy Galvis	.500	.500	.500	4	2	0	0	0	0	0	0
Chase Headley	.333	.333	.333	3	1	0	0	0	0	0	0
Austin Hedges	.500	.500	.500	2	1	0	0	0	0	0	0
Eric Hosmer	.167	.286	.667	6	1	0	0	1	1	0	2
Travis Jankowski	1.000	1.000	1.000	1	1	0	0	0	0	0	0
Manuel Margot	.000	.000	.000	1	0	0	0	0	0	0	0
Jose Pirela	.000	.000	.000	1	0	0	0	0	0	0	0
Matt Szczur	.000	.250	.000	3	0	0	0	0	1	1	0

vs. Luiz Gohara

Career	BA	OBP	SLG	AB	H	2B	3B	HR	BB	K	RBI
A.J. Ellis	.000	.000	.000	1	0	0	0	0	0	0	0
Freddy Galvis	-	.000	-	0	0	0	0	0	0	0	1
Eric Hosmer	1.000	1.000	2.000	1	1	1	0	0	0	0	2
Travis Jankowski	1.000	1.000	2.000	1	1	1	0	0	0	0	1
Raffy Lopez	1.000	1.000	1.000	1	1	0	0	0	0	0	1
Jose Pirela	1.000	1.000	2.000	1	1	1	0	0	0	0	1
Hunter Renfroe	1.000	1.000	2.000	1	1	1	0	0	0	0	0
Franmil Reyes	.000	.000	.000	1	0	0	0	0	0	0	0
Clayton Richard	-	1.000	-	0	0	0	0	0	1	0	0
Cory Spangenberg	1.000	1.000	3.000	1	1	0	1	0	0	0	1

vs. Luke Jackson

Career	BA	OBP	SLG	AB	H	2B	3B	HR	BB	K	RBI
A.J. Ellis	.000	.000	.000	1	0	0	0	0	0	0	0
Manuel Margot	.000	.000	.000	1	0	0	0	0	0	1	0
Wil Myers	.000	.000	.000	1	0	0	0	0	0	0	0
Hunter Renfroe	-	1.000	-	0	0	0	0	0	1	0	0
Cory Spangenberg	.000	.000	.000	1	0	0	0	0	0	0	0

vs. Brandon McCarthy

Career	BA	OBP	SLG	AB	H	2B	3B	HR	BB	K	RBI
Carlos Asuaje	.000	.000	.000	1	0	0	0	0	0	1	0
Allen Cordoba	.000	.500	.000	1	0	0	0	0	1	0	0
A.J. Ellis	.200	.200	.200	5	1	0	0	0	0	2	1
Freddy Galvis	.500	.500	.500	6	3	0	0	0	0	0	0
Chase Headley	.357	.400	.357	14	5	0	0	0	1	1	1
Eric Hosmer	.353	.421	.529	17	6	3	0	0	2	2	1
Travis Jankowski	.333	.429	.333	6	2	0	0	0	1	2	1
Manuel Margot	.000	.000	.000	4	0	0	0	0	0	2	0
Wil Myers	.133	.133	.533	15	2	0	0	2	0	5	3
Luis Perdomo	.000	.000	.000	2	0	0	0	0	0	1	0
Hunter Renfroe	.500	.500	.500	2	1	0	0	0	0	0	0
Tyson Ross	.600	.500	.600	5	3	0	0	0	0	2	1

vs. A.J. Minter

Career	BA	OBP	SLG	AB	H	2B	3B	HR	BB	K	RBI
Freddy Galvis	.000	.000	.000	1	0	0	0	0	0	1	0

vs. Peter Moylan

Career	BA	OBP	SLG	AB	H	2B	3B	HR	BB	K	RBI
A.J. Ellis	.000	.000	.000	1	0	0	0	0	0	0	0
Freddy Galvis	.000	.000	.000	1	0	0	0	0	0	1	0
Chase Headley	.250	.250	.250	8	2	0	0	0	0	1	2
Austin Hedges	.000	.000	.000	1	0	0	0	0	0	1	0
Raffy Lopez	.000	.000	.000	1	0	0	0	0	0	0	0
Wil Myers	.000	.000	.000	1	0	0	0	0	0	1	0
Jose Pirela	.000	.000	.000	1	0	0	0	0	0	0	0
Hunter Renfroe	.000	.000	.000	2	0	0	0	0	0	1	0
Franmil Reyes	1.000	1.000	4.000	1	1	0	0	1	0	0	1
Cory Spangenberg	.000	.000	.000	1	0	0	0	0	0	0	0

vs. Sean Newcomb

Career	BA	OBP	SLG	AB	H	2B	3B	HR	BB	K	RBI
Carlos Asuaje	.667	.667	.667	3	2	0	0	0	0	1	0
A.J. Ellis	.000	.000	.000	2	0	0	0	0	0	0	0
Freddy Galvis	.375	.375	.500	8	3	1	0	0	0	0	1
Manuel Margot	.000	.000	.000	3	0	0	0	0	0	2	0
Wil Myers	.667	.667	1.000	3	2	1	0	0	0	0	0
Jose Pirela	.333	.333	.667	3	1	1	0	0	0	1	0
Hunter Renfroe	.000	.000	.000	3	0	0	0	0	0	2	0
Cory Spangenberg	.500	.667	.500	2	1	0	0	0	1	0	0

vs. Anibal Sanchez

Career	BA	OBP	SLG	AB	H	2B	3B	HR	BB	K	RBI
Carlos Asuaje	.500	.500	1.000	2	1	1	0	0	0	1	0
Franchy Cordero	.000	.000	.000	2	0	0	0	0	0	0	0
Allen Cordoba	-	1.000	-	0	0	0	0	0	0	0	0
A.J. Ellis	-	.500	-	0	0	0	0	0	1	0	2
Freddy Galvis	.167	.167	.333	6	1	1	0	0	0	3	2
Chase Headley	.111	.333	.111	9	1	0	0	0	2	3	1
Austin Hedges	.000	.000	.000	2	0	0	0	0	0	0	0
Eric Hosmer	.349	.404	.535	43	15	5	0	1	4	5	7
Dinelson Lamet	.000	.000	.000	1	0	0	0	0	0	0	0
Wil Myers	.000	.000	.000	2	0	0	0	0	0	0	1
Jose Pirela	.333	.333	.667	3	1	1	0	0	0	2	0
Hunter Renfroe	.000	.000	.000	3	0	0	0	0	0	0	0
Cory Spangenberg	.000	.000	.000	2	0	0	0	0	0	1	0

vs. Arodys Vizcaino

Career	BA	OBP	SLG	AB	H	2B	3B	HR	BB	K	RBI
Carlos Asuaje	.000	.000	.000	1	0	0	0	0	0	1	0
Allen Cordoba	-	1.000	-	0	0	0	0	0	2	0	0
A.J. Ellis	.000	.000	.000	1	0	0	0	0	0	1	0
Freddy Galvis	.333	.333	.833	6	2	0	0	1	0	4	2
Austin Hedges	.333	.333	1.333	3	1	0	0	1	0	1	2
Travis Jankowski	-	1.000	-	0	0	0	0	0	1	0	0
Wil Myers	.500	.500	.500	2	1	0	0	0	0	0	1
Hunter Renfroe	.500	.500	.500	2	1	0	0	0	0	1	0
Matt Szczur	.000	.000	.000	1	0	0	0	0	0	0	0

vs. Dan Winkler

Career	BA	OBP	SLG	AB	H	2B	3B	HR	BB	K	RBI
Freddy Galvis	.000	.000	.000	1	0	0	0	0	0	1	0