




SAN FRANCISCO GIANTS ORGANIZATIONAL REPORT

May 7, 2018

		SACRAMENTO RIVER CATS (AAA)	STANDINGS																																												
	<p>W2, 6-5 at Fresno</p> <p>W: Matt Gage (2-0) L: Trent Thornton (2-2) SV: Manny Parra (2)</p> <p>OF Austin Slater slugged two doubles, giving him a Pacific Coast League-leading 11 on the year.</p>	<table border="1"> <thead> <tr> <th>Team</th> <th>W</th> <th>L</th> <th>GB</th> <th>PL</th> </tr> </thead> <tbody> <tr> <td>SAC</td> <td>15</td> <td>15</td> <td>3.5</td> <td>2nd</td> </tr> <tr> <td>RIC</td> <td>15</td> <td>12</td> <td>2.0</td> <td>T3rd</td> </tr> <tr> <td>SJ</td> <td>18</td> <td>13</td> <td>--</td> <td>T1st</td> </tr> <tr> <td>AUG</td> <td>20</td> <td>9</td> <td>--</td> <td>1st</td> </tr> <tr> <td>SK</td> <td>--</td> <td>--</td> <td>--</td> <td>--</td> </tr> <tr> <td>AZL1</td> <td>--</td> <td>--</td> <td>--</td> <td>--</td> </tr> <tr> <td>AZL2</td> <td>--</td> <td>--</td> <td>--</td> <td>--</td> </tr> <tr> <td>DSL</td> <td>--</td> <td>--</td> <td>--</td> <td>--</td> </tr> </tbody> </table>	Team	W	L	GB	PL	SAC	15	15	3.5	2nd	RIC	15	12	2.0	T3rd	SJ	18	13	--	T1st	AUG	20	9	--	1st	SK	--	--	--	--	AZL1	--	--	--	--	AZL2	--	--	--	--	DSL	--	--	--	--
	Team		W	L	GB	PL																																									
SAC	15	15	3.5	2nd																																											
RIC	15	12	2.0	T3rd																																											
SJ	18	13	--	T1st																																											
AUG	20	9	--	1st																																											
SK	--	--	--	--																																											
AZL1	--	--	--	--																																											
AZL2	--	--	--	--																																											
DSL	--	--	--	--																																											
	<p>RICHMOND FLYING SQUIRRELS (AA)</p> <p>W2, 4-2 at Reading</p> <p>W: Jordan Johnson (3-3) L: Elniery Garcia (0-3)</p> <p>Sunday's game was called after the bottom of the fifth inning due to rain.</p>																																														
		<p>SAN JOSE GIANTS (High-A)</p> <p>L1, 5-12 at Lancaster</p> <p>W: Rico Garcia (4-2) L: Melvin Adon (0-3)</p> <p>DH Frandy De La Rosa, OF Heath Quinn and IF Gio Brusa all homered in a blow-out loss to Lancaster.</p>	<p>PITCHER OF THE DAY</p> <p>Sacramento LHP Matt Gage earned his second win in as many starts with the River Cats since taking the rotation spot of LHP Andrew Suarez. He allowed one run on five hits over 5.2 innings while striking out three batters.</p>																																												
		<p>AUGUSTA GREENJACKETS (Low-A)</p> <p>W2, 10-0 at Delmarva</p> <p>W: John Russell (4-1) L: DL Hall (0-1)</p> <p>RHP John Russell earned his South Atlantic League-leading fourth victory, pitching three scoreless innings.</p>																																													
		<p>SALEM-KEIZER VOLCANOES (Class-A Short Season)</p> <p><i>Season starts on June 15</i></p>	<p>PLAYER OF THE DAY</p> <p>Augusta C Jeffry Parra went 2-for-3 and walked twice on Sunday to lead the GreenJackets' offense. With a double and a home run, Parra drove in four runs, doubling his season total.</p>																																												
		<p>ARIZONA ROOKIE LEAGUE GIANTS 1</p> <p><i>Season starts mid-June</i></p>																																													
		<p>ARIZONA ROOKIE LEAGUE GIANTS 2</p> <p><i>Season starts mid-June</i></p>	<p>AWARDS</p> <p>Player of the Week Mac Williamson April 5-15</p>																																												
		<p>DSL GIANTS</p> <p><i>Season starts mid-June</i></p>																																													

Sacramento River Cats (15-15) 6, Fresno Grizzlies (19-12) 5
May 6, 2018

	1	2	3	4	5	6	7	8	9	R	H	E
Sacramento	0	0	0	1	2	0	0	3	0	6	10	0
Fresno	0	0	0	0	0	1	0	0	4	5	13	0

Sacramento	AB	R	H	RBI	BB	SO	LOB	AVG	Fresno	AB	R	H	RBI	BB	SO	LOB	AVG
Duggar, CF	4	1	1	0	1	0	0	.267	Ferguson, CF	5	0	1	1	0	2	2	.345
Slater, DH	4	0	2	1	1	2	1	.388	Kemmer, LF	4	0	0	0	1	1	5	.189
Shaw, LF	5	1	0	0	0	2	5	.259	White, 3B	5	0	1	0	0	1	4	.327
Perez, E, LF	0	0	0	0	0	0	0	.278	Davis, J, DH	5	1	3	2	0	0	1	.425
Pence, RF	4	1	1	1	0	0	3	.222	Reed, 1B	5	0	2	1	0	0	3	.252
Jones, R, 3B	4	1	3	2	0	1	0	.250	Mayfield, 2B	4	1	2	0	0	0	2	.260
Jensen, 1B	4	1	2	2	0	1	1	.209	Stubbs, C	3	1	1	0	1	0	2	.347
Schroder, 2B	4	0	0	0	0	3	3	.262	Garcia, Ale, RF	4	1	2	0	0	0	2	.279
Arnold, C	4	0	0	0	0	3	1	.114	Nunez, A, SS	3	1	1	1	1	1	0	.190
Calixte, SS	4	1	1	0	0	1	0	.279	Thornton, P	0	0	0	0	0	0	0	.000
Gage, P	0	0	0	0	0	0	0	.000	Boshers, P	0	0	0	0	0	0	0	.000
Knight, P	0	0	0	0	0	0	0	.000	Nunn, P	0	0	0	0	0	0	0	.000
Law, P	0	0	0	0	0	0	0	.000	Totals	38	5	13	5	3	5	21	.304
Parra, M, P	0	0	0	0	0	0	0	.000									
Totals	37	6	10	6	2	13	14	.267									

BATTING**2B:** Slater 2 (11, Thornton, Thornton).**HR:** Jones, R (2, 8th inning off Boshers, 1 on, 1 out); Jensen (4, 8th inning off Boshers, 0 on, 1 out).**TB:** Jensen 5; Calixte; Slater 4; Jones, R 6; Duggar; Pence.**RBI:** Jensen 2 (18); Slater (15); Pence (2); Jones, R 2 (12).**2-out RBI:** Jensen; Pence.**Runners left in scoring position, 2 out:** Pence 2; Schroder.**Team RISP:** 3-for-8.**Team LOB:** 6.**FIELDING****DP:** 2 (Schroder; Jones, R-Schroder-Jensen).

Sacramento	IP	H	R	ER	BB	SO	HR	ERA	Fresno	IP	H	R	ER	BB	SO	HR	ERA
Gage (W, 2-0)	5.2	5	1	1	2	3	0	0.82	Thornton (L, 2-2)	6.0	7	3	3	1	8	0	3.81
Knight (H, 2)	1.1	2	0	0	1	0	0	0.00	Boshers	2.0	3	3	3	0	2	2	4.70
Law	1.2	6	4	4	0	2	0	10.13	Nunn	1.0	0	0	0	1	3	0	24.30
Parra, M (S, 2)	0.1	0	0	0	0	0	0	2.00	Totals	9.0	10	6	6	2	13	2	5.01
Totals	9.0	13	5	5	3	5	0	5.09									

Game Scores: Gage 60; Thornton 59.**WP:** Thornton.**Pitches-strikes:** Gage 85-57; Knight 28-17; Law 34-22; Parra, M 2-2; Thornton 98-67; Boshers 43-29; Nunn 22-12.**Groundouts-flyouts:** Gage 3-6; Knight 0-3; Law 1-0; Parra, M 1-0; Thornton 8-1; Boshers 0-3; Nunn 0-0.**Batters faced:** Gage 22; Knight 7; Law 11; Parra, M 1; Thornton 26; Boshers 9; Nunn 4.**Inherited runners-scored:** Knight 1-1; Parra, M 2-0.**Umpires:** HP: Javerro January. 1B: Derek Eaton. 3B: Clayton Hamm.**Weather:** 78 degrees, sunny.**Wind:** 8 mph, Out to RF.**First pitch:** 1:09 PM.**T:** 2:55.**Att:** 3,827.**Venue:** Chukchansi Park.**May 6, 2018**

Compiled by MLB Advanced Media

Copyright 2018 by Major League Baseball Advanced Media.

Sacramento River Cats Individual Statistics As of: 05/06/2018 07:10 PM EDT

W-L Record: 15-15

Choose a highlighted category to sort. NOTE: Rate stats do not use qualifiers.

GI ---GAMES BY POSITION---

BATTERS	AVG	G	AB	R	H	2B	3B	HR	RBI	IB	BB	IBB	SO	SB	CS	OBP	SLG	OPS	SF	SAC	HBP	DP	1B	2B	3B	SS	OF	C	E	
Arnold, Jeff	.114	11	35	2	4	1	0	0	1	5	6	0	19	0	0	.244	.143	.387	0	0	0	1	0	0	0	0	0	11	0	
Brown, Trevor	.176	6	17	1	3	1	0	0	2	4	2	0	2	0	0	.263	.235	.498	0	0	0	1	0	0	0	0	0	6	0	
Calixte, Orlando	.279	26	86	13	24	4	1	4	13	42	6	0	19	2	1	.333	.488	.822	0	0	1	2	0	1	3	18	3	0	4	
d'Arnaud, Chase	.286	25	91	19	26	6	2	3	14	45	10	0	26	5	1	.369	.495	.863	0	0	2	2	3	5	3	14	0	0	3	
* Duggar, Steven	.267	27	105	20	28	6	0	2	9	40	16	1	35	4	2	.369	.381	.750	0	0	1	0	0	0	0	0	26	0	6	
Freeman, Ronnie	.000	1	3	1	0	0	0	0	1	0	0	0	1	0	0	.250	.000	.250	0	0	1	0	0	0	0	0	0	1	0	
* Gindl, Caleb	.200	8	5	1	1	1	0	0	1	2	4	0	1	0	0	.556	.400	.956	0	1	0	0	0	0	0	0	4	0	0	
# Gomez, Miguel	.091	3	11	1	1	0	0	0	1	1	0	0	4	0	0	.091	.091	.182	0	0	0	0	0	2	0	0	0	0	0	0
# Hanson, Aien	.403	18	62	17	25	5	1	3	9	41	8	0	7	6	1	.479	.661	1.140	0	0	1	0	0	15	0	2	1	0	1	
Jensen, Kyle	.209	25	91	10	19	2	0	4	18	33	12	0	36	0	0	.292	.363	.655	3	0	0	1	20	0	0	0	0	0	2	
* Jones, Ryder	.250	25	96	8	24	4	0	2	12	34	8	0	25	1	1	.327	.354	.681	0	0	3	1	1	0	23	0	0	0	6	
Pence, Hunter	.222	7	27	6	6	0	0	0	2	6	2	0	7	0	0	.300	.222	.522	0	0	1	0	0	0	0	0	6	0	0	
Perez, Eury	.278	11	36	3	10	2	0	1	6	15	0	0	2	2	0	.278	.417	.694	0	0	0	0	0	0	0	0	8	0	0	
Rutledge, Josh	.059	6	17	0	1	0	0	0	0	1	1	0	8	0	1	.111	.059	.170	0	0	0	0	0	5	1	0	0	0	2	
# Sanchez, Hector	.245	16	49	8	12	3	0	1	7	18	8	0	10	0	0	.362	.367	.729	0	0	1	0	0	0	0	0	0	16	0	
# Schroder, Myles	.262	15	42	7	11	1	1	2	7	20	3	0	12	1	2	.313	.476	.789	2	0	1	0	10	4	1	0	1	0	3	
* Shaw, Chris	.259	27	112	18	29	6	1	8	20	61	6	0	45	0	0	.308	.545	.853	0	0	2	0	0	0	0	0	23	0	0	
Slater, Austin	.388	18	67	13	26	11	2	1	15	44	7	0	10	1	0	.462	.657	1.118	1	0	3	2	1	0	0	0	15	0	0	
Williamson, Mac	.487	11	39	13	19	3	0	6	16	40	7	0	5	0	0	.600	1.026	1.626	0	0	4	1	0	0	0	0	9	0	0	
Team Total	.267	30	1015	164	271	57	8	37	155	455	107	1	290	22	9	.347	.448	.796	6	7	21	11							29	

PITCHERS	W	L	ERA	G	GS	CG	SHO	SV	SVO	IP	H	R	ER	HR	HB	BB	IBB	SO	BK	WP	GO/AO	DP	WHIP	AVG	AB	IBF	SF	GF	HLD
Beede, Tyler	1	2	4.84	4	4	0	0	0	0	22.1	26	17	12	4	5	12	0	24	0	4	1.00	1	1.70	.302	86	105	1	0	0
Flores, Jose	0	2	4.50	5	4	0	0	0	0	22.0	19	20	11	0	3	14	0	15	0	0	0.73	1	1.50	.226	84	103	1	0	0
* Gage, Matt	2	0	0.82	2	2	0	0	0	0	11.0	13	2	1	0	0	2	0	4	0	0	0.59	2	1.36	.295	44	46	0	0	0
Gomez, Roberto	0	0	1.59	4	0	0	0	1	1	5.2	5	1	1	0	0	2	0	2	0	0	0.78	0	1.24	.217	23	25	0	3	0
Gregorio, Joan	1	2	12.00	4	0	0	0	0	1	6.0	11	10	8	1	0	2	0	6	1	1	0.88	0	2.17	.355	31	34	1	0	0
Herb, Tyler	1	1	5.59	4	4	0	0	0	0	19.1	23	12	12	2	0	11	0	14	0	2	1.05	3	1.76	.303	76	87	0	0	0
Heston, Chris	0	0	2.70	1	1	0	0	0	0	3.1	3	1	1	0	0	2	0	5	0	0	1.50	0	1.50	.231	13	15	0	0	0
Kelly, Casey	2	3	9.25	6	6	0	0	0	0	24.1	34	25	25	5	0	15	0	22	0	4	0.96	3	2.01	.337	101	118	1	0	0
Knight, Dusten	0	0	0.00	3	0	0	0	0	0	4.0	4	1	0	0	0	1	0	1	0	0	0.57	1	1.25	.250	16	17	0	1	2
LaMarche, Will	0	0	27.00	1	0	0	0	0	0	1.0	3	3	3	1	0	2	0	1	0	0	2.00	0	5.00	.500	6	8	0	0	0
Law, Derek	0	0	10.13	6	0	0	0	3	3	8.0	14	9	9	1	1	2	0	9	0	0	1.60	2	2.00	.389	36	39	0	5	0
McNamara, Dillon	0	0	10.29	5	0	0	0	0	0	7.0	9	9	8	1	0	6	0	10	0	1	1.00	1	2.14	.321	28	35	1	1	0
* Menez, Conner	0	1	9.00	1	1	0	0	0	0	4.0	5	4	4	0	1	4	0	1	0	0	1.75	0	2.25	.294	17	22	0	0	0
* Okert, Steven	1	0	8.44	4	0	0	0	0	0	5.1	9	6	5	2	0	0	0	9	0	0	0.75	1	1.69	.360	25	25	0	1	0
* Parra, Manny	1	0	2.00	7	0	0	0	2	2	9.0	7	2	2	0	2	6	0	8	0	1	0.55	0	1.44	.226	31	40	1	5	1
Rodriguez, Dereck	1	0	4.26	5	5	0	0	0	0	25.1	28	16	12	7	3	6	0	23	0	0	0.83	0	1.34	.267	105	115	0	0	0
Rogers, Tyler	0	0	2.87	11	0	0	0	0	0	15.2	15	6	5	2	0	7	0	12	0	0	2.00	2	1.40	.250	60	67	0	2	3
Schroder, Myles	0	0	0.00	1	0	0	0	0	0	1.1	0	0	0	0	0	1	0	1	0	0	0.00	0	0.75	.000	4	5	0	1	0
* Smith, Will	0	0	0.00	6	0	0	0	0	0	5.2	2	0	0	0	0	0	0	8	0	0	0.50	0	0.35	.105	19	19	0	0	1
* Snelten, D.J.	1	1	4.00	6	0	0	0	0	0	9.0	6	5	4	0	0	5	0	7	0	0	1.33	1	1.22	.176	34	39	0	0	2
* Suarez, Andrew	2	0	1.08	3	3	0	0	0	0	16.2	10	4	2	0	0	7	0	16	0	0	1.13	3	1.02	.179	56	65	2	0	0
Valdez, Jose	1	2	3.52	11	0	0	0	0	0	15.1	10	6	6	1	0	10	0	24	0	2	0.43	0	1.30	.196	51	64	3	5	2
Younginer, Madison	1	1	8.78	10	0	0	0	0	1	13.1	24	15	13	1	2	12	0	10	0	2	0.88	0	2.70	.387	62	78	1	6	0
Team Total	15	15	5.09	30	30	0	0	6	8	254.2	280	174	144	28	17	129	0	232	1	17	1.16	21	1.61	.278	1008	1171	12	30	11

KEY: * - lefthanded hitter/pitcher, # - switch hitter

Richmond Flying Squirrels (16-12) 4, Reading Fightin Phils (10-16) 2
May 6, 2018

	1	2	3	4	5	6	7	8	9	R	H	E
Richmond	0	0	4	0	0	x	x	x	x	4	5	1
Reading	2	0	0	0	0	x	x	x	x	2	3	3

Game called (rain) after the bottom of the 5th.

Richmond	AB	R	H	RBI	BB	SO	LOB	AVG	Reading	AB	R	H	RBI	BB	SO	LOB	AVG
Howard, SS	2	0	1	2	1	0	0	.306	Canelo, M, SS	3	1	0	0	0	0	2	.293
Gomez, M, 2B	3	0	1	0	0	0	0	.295	Coppola, CF	2	1	0	0	1	0	0	.247
Sands, 1B	3	1	1	0	0	0	2	.188	Tomscha, 3B	2	0	0	0	1	1	2	.294
Davis, LF	1	1	1	1	2	0	0	.256	Randolph, LF	1	0	0	0	2	0	0	.198
Lipka, RF	3	0	0	0	0	0	3	.194	Green, Z, 1B	2	0	0	0	0	2	5	.284
Riley, C	3	0	1	1	0	0	2	.167	Bednar, 2B	2	0	1	2	0	0	2	.306
Jebavy, CF	3	0	0	0	0	2	4	.193	Hernandez, J, RF	2	0	1	0	0	0	0	.348
Castillo, AI, 3B	1	1	0	0	1	0	0	.235	Grullon, C	2	0	1	0	0	0	1	.236
Johnson, J, P	1	1	0	0	0	0	0	.400	Garcia, E, P	2	0	0	0	0	1	2	.000
Totals	20	4	5	4	4	2	11	.237	Totals	18	2	3	2	4	4	14	.256

BATTING

2B: Sands (3, Garcia, E).

TB: Davis; Sands 2; Gomez, M; Howard; Riley.

RBI: Howard 2 (13); Davis (13); Riley (1).

2-out RBI: Davis; Riley.

Runners left in scoring position, 2 out: Jebavy 2; Sands.

SAC: Johnson, J.

Team RISP: 3-for-6.

Team LOB: 6.

BASERUNNING

SB: Lipka (9, 2nd base off Garcia, E/Grullon).

CS: Howard (2, 2nd base by Garcia, E/Grullon).

PO: Howard (1st base by Garcia, E).

FIELDING

E: Castillo, AI (3, throw).

Outfield assists: Davis (Randolph at 3rd base).

Richmond	IP	H	R	ER	BB	SO	HR	ERA
Johnson, J (W, 3-3)	5.0	3	2	0	4	4	0	2.67
Totals	5.0	3	2	0	4	4	0	3.11

Reading	IP	H	R	ER	BB	SO	HR	ERA
Garcia, E (L, 0-3)	5.0	5	4	1	4	2	0	6.00
Totals	5.0	5	4	1	4	2	0	4.17

Game Scores: Johnson, J 54; Garcia, E 42.

WP: Johnson, J 2.

Pitches-strikes: Johnson, J 84-47; Garcia, E 98-59.

Groundouts-flyouts: Johnson, J 6-4; Garcia, E 7-5.

Batters faced: Johnson, J 22; Garcia, E 25.

Umpires: HP: Ben Levin. 1B: Sean Shafer-Markle. 3B: Randy Rosenberg.

Weather: 64 degrees, cloudy.

Wind: 8 mph, Varies.

First pitch: 2:14 PM.

T: 1:46 (:42 delay).

Att: 4,482.

Venue: FirstEnergy Stadium.

May 6, 2018

Compiled by MLB Advanced Media

Copyright 2018 by Major League Baseball Advanced Media.

Richmond Flying Squirrels Individual Statistics As of: 05/05/2018 09:59 PM EDT

W-L Record: 15-12

Choose a highlighted category to sort. NOTE: Rate stats do not use qualifiers.

GI ---GAMES BY POSITION---

BATTERS	AVG	G	AB	R	H	2B	3B	HR	RBI	TB	BB	IBB	SO	SB	CS	OBP	SLG	OPS	SF	SAC	HBP	DP	1B	2B	3B	SS	OF	C	E	
Arenado, Jonah	.216	22	74	8	16	6	0	3	11	31	5	0	14	1	1	.266	.419	.685	0	0	0	3	3	0	18	0	0	0	6	
Carbonell, Daniel	.071	4	14	0	1	0	0	0	1	1	2	0	6	0	0	.176	.071	.248	1	0	0	1	0	0	0	0	3	0	0	
Castillo, Ali	.239	21	67	8	16	1	1	1	6	22	3	0	11	3	3	.278	.328	.606	1	0	1	5	0	10	7	3	0	0	2	
Davis, Dylan	.247	25	85	12	21	5	0	5	12	41	7	0	24	1	0	.304	.482	.787	0	0	0	3	0	0	0	0	23	0	0	
* Dobson, Dillon	.163	18	43	5	7	0	0	1	3	10	10	0	17	0	2	.315	.233	.547	1	0	0	0	5	1	5	0	0	0	1	
Freeman, Ronnie	.194	12	31	1	6	0	0	0	2	6	5	0	8	0	0	.306	.194	.499	0	0	0	1	0	0	0	0	0	10	0	
Garcia, Aramis	.221	18	68	5	15	3	1	2	9	26	5	0	15	0	0	.267	.382	.649	2	0	0	3	0	0	0	0	0	0	17	1
# Gomez, Miguel	.293	20	75	3	22	3	2	0	7	29	1	0	12	1	0	.303	.387	.689	0	0	0	2	0	17	0	0	0	0	0	0
* Hobson, K.C.	.286	3	7	1	2	0	0	1	1	5	0	0	1	0	0	.286	.714	1.000	0	0	0	0	1	0	0	0	0	0	0	0
Howard, Ryan	.302	25	96	13	29	8	0	1	11	40	6	0	12	5	1	.349	.417	.766	2	0	2	5	0	0	0	25	0	0	6	
Jebavy, Ronnie	.200	26	85	15	17	1	2	1	7	25	15	0	27	6	0	.330	.294	.624	1	0	2	1	0	0	0	0	25	0	1	
Lipka, Matt	.203	25	59	9	12	0	1	2	5	20	12	0	16	8	2	.356	.339	.695	0	1	2	0	0	0	0	0	20	0	1	
Riley, John	.000	1	3	0	0	0	0	0	0	0	1	0	2	0	0	.250	.000	.250	0	0	0	0	0	0	0	0	0	0	1	0
* Rodriguez, Luigi	.414	20	58	9	24	1	1	3	11	36	10	0	18	6	1	.507	.621	1.128	0	1	1	1	0	0	0	0	17	0	0	
Sands, Jerry	.182	25	77	11	14	2	0	4	12	28	11	1	21	1	0	.292	.364	.656	0	0	1	2	21	0	0	0	1	0	0	
Team Total	.237	27	873	104	207	32	8	26	101	333	94	1	220	32	10	.315	.381	.696	9	4	9	27							22	

PITCHERS	W	L	ERA	G	GS	CG	SHO	SV	SVO	IP	H	R	ER	HR	HB	BB	IBB	SO	BK	WP	GO/AO	DP	WHIP	AVG	AB	TBF	SF	GF	HLD
Anderson, Shaun	4	1	2.38	6	6	0	0	0	0	34.0	32	13	9	4	2	7	0	31	0	4	1.19	1	1.15	.244	131	142	0	0	0
Black, Ray	0	0	1.00	9	0	0	0	4	4	9.0	4	2	1	0	0	4	0	19	1	1	0.00	0	0.89	.129	31	35	0	6	1
Connolly, Mike	1	0	0.00	8	1	0	0	0	0	16.0	10	0	0	0	0	7	0	16	0	0	1.07	1	1.06	.189	53	62	1	0	3
Cyr, Tyler	0	1	6.00	8	0	0	0	3	3	9.0	7	6	6	0	0	6	0	8	0	3	0.58	0	1.44	.206	34	40	0	7	1
* Gage, Matt	0	2	3.18	4	4	0	0	0	0	22.2	24	12	8	3	0	3	0	15	0	1	1.36	3	1.19	.270	89	94	1	0	0
Halstead, Ryan	1	1	2.08	8	0	0	0	0	0	13.0	11	6	3	1	0	4	0	11	1	1	0.75	1	1.15	.224	49	54	0	1	2
Johnson, Jordan	2	3	3.14	5	5	0	0	0	0	28.2	23	10	10	1	0	10	0	24	2	7	1.84	3	1.15	.228	101	111	0	0	0
Knight, Dusten	2	0	1.38	7	0	0	0	0	0	13.0	7	2	2	1	0	4	0	11	0	2	1.08	2	0.85	.171	41	49	2	0	2
LaMarche, Will	0	1	3.60	2	0	0	0	0	0	5.0	5	2	2	2	0	1	0	4	0	0	0.50	0	1.20	.278	18	19	0	2	0
McCasland, Jake	0	1	6.19	8	0	0	0	0	0	16.0	19	12	11	2	1	4	0	11	0	1	1.06	0	1.44	.297	64	72	3	0	1
Simpson, Caleb	1	1	0.87	10	0	0	0	5	7	10.1	9	3	1	0	1	9	1	14	0	1	1.14	0	1.74	.237	38	48	0	8	0
Slania, Dan	0	0	2.84	10	0	0	0	0	0	12.2	10	4	4	2	1	2	0	11	0	1	0.08	0	0.95	.222	45	50	2	3	2
Taylor, Cory	3	1	5.81	6	6	0	0	0	0	26.1	32	17	17	6	0	12	0	18	0	1	0.49	0	1.67	.288	111	123	0	0	0
* Williams, Garrett	1	0	4.03	5	5	0	0	0	0	22.1	23	13	10	1	1	13	0	18	0	1	2.57	0	1.61	.264	87	105	2	0	0
Team Total	15	12	3.18	27	27	0	2	12	14	238.0	216	102	84	23	6	86	1	211	4	24	1.31	11	1.27	.242	892	1004	11	27	12

KEY: * - left-handed hitter/pitcher, # - switch hitter

San Jose Giants (18-13) 5, Lancaster Jethawks (16-15) 12
May 6, 2018

	1	2	3	4	5	6	7	8	9	R	H	E
San Jose	0	3	0	0	1	0	0	1	0	5	10	2
Lancaster	1	0	2	5	2	1	1	0	x	12	18	0

San Jose	AB	R	H	RBI	BB	SO	LOB	AVG	Lancaster	AB	R	H	RBI	BB	SO	LOB	AVG
Johnson, CF	4	0	2	0	1	1	1	.295	Wall, CF	4	2	1	0	0	2	2	.306
Miller, 2B	4	0	1	2	0	0	1	.288	Trejo, SS	5	3	3	2	0	0	3	.359
Franco, SS	4	0	0	0	0	0	3	.287	Welker, 3B	5	1	2	3	0	1	3	.321
Quinn, LF	4	1	1	1	0	1	1	.317	Ramos, 1B	4	2	4	5	0	0	0	.320
Brusa, 1B	4	1	1	1	0	1	0	.243	Fernandez, LF	4	0	2	0	1	2	3	.283
Heyward, DH	4	0	1	0	0	3	0	.271	Abreu, RF	5	0	2	0	0	0	3	.246
De La Rosa, 3B	4	1	1	1	0	2	1	.231	Bosiokovic, DH	5	0	1	0	0	2	4	.100
Sabanosh, C	4	1	2	0	0	1	0	.200	Diaz, J, C	4	2	1	0	1	1	2	.267
Fargas, RF	3	1	1	0	1	0	1	.381	Herrera, C, 2B	4	2	2	0	0	0	2	.246
Adon, P	0	0	0	0	0	0	0	.000	Garcia, P	0	0	0	0	0	0	0	.000
Gettman, P	0	0	0	0	0	0	0	.000	Holder, P	0	0	0	0	0	0	0	.000
Rheault, P	0	0	0	0	0	0	0	.000	Totals	40	12	18	10	2	8	22	.289
Overton, P	0	0	0	0	0	0	0	.000									
Totals	35	5	10	5	2	9	8	.271									

BATTING**2B:** Johnson (5, Garcia).**HR:** De La Rosa (5, 2nd inning off Garcia, 0 on, 2 out); Quinn (3, 5th inning off Garcia, 0 on, 2 out); Brusa (4, 8th inning off Garcia, 0 on, 2 out).**TB:** Quinn 4; Heyward; Brusa 4; Sabanosh 2; Fargas; De La Rosa 4; Miller; Johnson 3.**RBI:** De La Rosa (16); Miller 2 (16); Quinn (13); Brusa (16).**2-out RBI:** De La Rosa; Miller 2; Quinn; Brusa.**Runners left in scoring position, 2 out:** Franco.**GIDP:** De La Rosa.**Team RISP:** 1-for-2.**Team LOB:** 5.**FIELDING****E:** De La Rosa 2 (5, fielding, throw).**PB:** Sabanosh (1).**DP:** (Miller-Franco-Brusa).**BATTING****2B:** Abreu (5, Adon); Wall (6, Adon); Welker (9, Adon); Ramos (6, Rheault).**3B:** Trejo (2, Adon).**HR:** Ramos (9, 4th inning off Adon, 2 on, 1 out); Trejo (4, 5th inning off Gettman, 0 on, 2 out).**TB:** Fernandez 2; Diaz, J; Herrera, C 2; Welker 3; Bosiokovic; Abreu 3; Trejo 8; Wall 2; Ramos 8.**RBI:** Welker 3 (25); Trejo 2 (25); Ramos 5 (26).**2-out RBI:** Trejo; Ramos.**Runners left in scoring position, 2 out:** Fernandez 2; Herrera, C; Bosiokovic 3; Diaz, J.**SAC:** Ramos.**GIDP:** Abreu.**Team RISP:** 7-for-22.**Team LOB:** 8.**BASERUNNING****SB:** Abreu (10, 2nd base off Adon/Sabanosh); Bosiokovic (1, 2nd base off Rheault/Sabanosh).**CS:** Abreu (4, 2nd base by Gettman/Sabanosh).**FIELDING****Outfield assists:** Fernandez (Sabanosh at home).**DP:** (Trejo-Herrera, C-Ramos).

San Jose	IP	H	R	ER	BB	SO	HR	ERA	Lancaster	IP	H	R	ER	BB	SO	HR	ERA
Adon (L, 0-3)	3.1	10	8	7	0	3	1	5.40	Garcia (W, 4-2)	8.0	10	5	5	1	7	3	3.56
Gettman	1.2	2	2	2	2	2	1	10.80	Holder	1.0	0	0	0	1	2	0	4.87
Rheault	2.0	6	2	2	0	1	0	2.35	Totals	9.0	10	5	5	2	9	3	5.96
Overton	1.0	0	0	0	0	2	0	0.00									
Totals	8.0	18	12	11	2	8	2	3.50									

Game Scores: Adon 13; Garcia 40.**WP:** Gettman.**HBP:** Wall (by Adon).**Pitches-strikes:** Adon 70-47; Gettman 39-25; Rheault 36-25; Overton 8-7; Garcia 96-65; Holder 14-8.**Groundouts-flyouts:** Adon 5-1; Gettman 1-1; Rheault 2-1; Overton 0-0; Garcia 8-5; Holder 0-0.**Batters faced:** Adon 22; Gettman 8; Rheault 11; Overton 3; Garcia 33; Holder 4.**Umpires:** HP: Luis Hernandez. 1B: Matt Cowan.**Weather:** 89 degrees, partly cloudy.**Wind:** 20 mph, Out to CF.**First pitch:** 2:08 PM.**T:** 2:49.**Att:** 4,922.**Venue:** The Hangar.**May 6, 2018**

Compiled by MLB Advanced Media

Copyright 2018 by Major League Baseball Advanced Media.

San Jose Giants Individual Statistics As of: 05/07/2018 10:43 AM EDT

W-L Record: 18-13

Choose a highlighted category to sort. NOTE: Rate stats do not use qualifiers.

GI ---GAMES BY POSITION---

BATTERS	AVG	G	AB	R	H	2B	3B	HR	RBI	TB	BB	IBB	SO	SB	CS	OBP	SLG	OPS	SF	SAC	HBP	DP	1B	2B	3B	SS	OF	C	E
Arnold, Jeff	.261	6	23	2	6	2	0	0	3	8	2	0	7	0	0	.320	.348	.668	0	0	0	0	0	0	0	0	0	6	0
# Brusa, Gio	.243	26	103	18	25	8	1	4	16	47	7	0	32	1	0	.295	.456	.751	1	0	1	2	24	0	0	0	0	6	0
# De La Rosa, Frandy	.231	24	91	11	21	0	2	5	16	40	8	0	30	0	1	.293	.440	.732	0	2	0	3	7	2	6	0	0	5	0
Fabian, Sandro	.229	26	96	13	22	4	0	2	8	32	5	0	31	0	1	.274	.333	.607	3	3	2	2	0	0	0	0	26	0	2
Fargas, Johneshwy	.381	15	42	10	16	4	0	2	5	26	6	0	5	10	4	.471	.619	1.090	1	0	2	0	0	0	0	0	12	0	2
Franco, Wander	.287	28	115	13	33	11	0	1	17	47	4	0	25	3	2	.317	.409	.725	0	1	1	4	0	0	25	3	0	0	7
Heyward, Jacob	.271	23	85	15	23	7	0	2	12	36	13	0	19	4	3	.370	.424	.794	1	1	1	2	0	0	0	0	8	0	0
# Johnson, Bryce	.295	27	105	13	31	5	1	0	8	38	9	0	24	5	3	.378	.362	.740	0	3	5	0	0	0	0	0	25	0	0
Miller, Jalen	.288	29	118	19	34	6	2	3	16	53	9	0	22	3	1	.348	.449	.798	2	3	3	0	0	29	0	0	0	0	4
Quinn, Heath	.317	27	104	18	33	9	0	3	13	51	8	0	24	2	0	.374	.490	.864	1	0	2	0	0	0	0	0	23	0	2
Sabanosh, Connor	.200	7	20	2	4	0	0	0	2	4	1	0	4	0	0	.227	.200	.427	1	0	0	1	0	0	0	0	0	7	1
Van Horn, Brandon	.219	28	105	9	23	3	0	1	13	29	7	0	23	3	6	.265	.276	.542	1	2	0	2	0	0	0	28	0	0	4
Winn, Matt	.296	20	71	13	21	5	2	3	11	39	8	0	24	0	0	.367	.549	.916	0	0	0	0	0	0	0	0	0	20	2
Team Total	.271	31	1078	156	292	64	8	26	140	450	87	0	270	31	21	.332	.417	.749	11	15	17	16							44
PITCHERS	W	L	ERA	G	GS	CG	SHO	SV	SVO	IP	H	R	ER	HR	HB	BB	IBB	SO	BK	WP	GO/AO	DP	WHIP	AVG	AB	TBF	SF	GF	HLD
Adon, Melvin	0	3	5.40	7	6	0	0	0	0	35.0	44	24	21	3	3	13	0	32	0	3	2.24	3	1.63	.317	139	160	2	1	0
* Baragar, Caleb	0	1	6.75	1	1	0	0	0	0	4.0	4	3	3	0	0	2	0	2	0	0	0.43	0	1.50	.250	16	18	0	0	0
Beede, Tyler	0	0	1.80	1	1	0	0	0	0	5.0	1	1	1	0	0	3	0	4	0	0	1.50	0	0.80	.067	15	18	0	0	0
* Cabrera, Sandro	4	0	3.42	6	1	0	0	0	0	26.1	30	10	10	1	2	11	0	27	1	7	0.53	4	1.56	.288	104	119	2	0	0
Cederroth, Michael	0	0	2.70	6	0	0	0	0	1	10.0	6	4	3	0	2	13	0	11	0	2	2.60	3	1.90	.176	34	50	1	0	0
* Diaz, Carlos	1	1	1.69	8	0	0	0	0	0	16.0	10	3	3	0	1	2	0	13	0	0	0.94	2	0.75	.185	54	57	0	3	2
Gettman, CJ	0	0	10.80	1	0	0	0	0	0	1.2	2	2	2	1	0	2	0	2	0	1	1.00	0	2.40	.333	6	8	0	0	0
* Marshall, Mac	0	0	1.20	5	5	0	0	0	0	15.0	9	2	2	0	2	7	0	19	0	1	0.53	1	1.07	.180	50	60	0	0	0
Martinez, Rodolfo	3	1	5.11	10	0	0	0	2	2	12.1	12	14	7	0	0	9	0	9	2	6	0.87	0	1.70	.250	48	58	1	7	0
* Menez, Conner	2	1	1.42	5	5	0	0	0	0	25.1	17	4	4	0	1	8	0	37	0	1	0.81	0	0.99	.187	91	101	0	0	0
Myers, DJ	2	1	6.33	6	0	0	0	0	1	21.1	33	17	15	3	1	9	0	22	0	1	0.63	1	1.97	.351	94	104	0	0	0
Overton, Connor	0	0	0.00	3	0	0	0	0	0	6.0	1	0	0	0	0	1	0	5	0	0	0.63	0	0.33	.053	19	20	0	2	0
Rheault, Dylan	1	1	2.35	11	0	0	0	1	1	15.1	19	9	4	1	0	4	0	15	0	0	0.94	2	1.50	.297	64	71	1	5	1
Riggs, Nolan	0	1	3.38	11	0	0	0	1	2	18.2	15	8	7	0	0	9	0	17	0	3	1.12	2	1.29	.227	66	77	1	3	1
Ruotolo, Patrick	2	0	0.73	10	0	0	0	4	4	12.1	9	3	1	0	1	5	0	18	0	1	1.57	2	1.14	.214	42	51	0	9	0
Samardzija, Jeff	0	0	20.25	1	1	0	0	0	0	2.2	5	6	6	1	0	2	0	5	0	0	0.00	0	2.63	.385	13	15	0	0	0
* Smith, Will	0	0	10.80	2	0	0	0	0	0	1.2	4	2	2	0	0	0	0	3	0	0	1.00	0	2.40	.444	9	9	0	0	0
* Suarez, Andrew	0	0	1.35	1	1	0	0	0	0	6.2	8	1	1	0	0	2	0	7	0	0	2.25	1	1.50	.308	26	30	0	0	0
Vizcaino, Raffi	2	2	4.97	6	5	0	0	0	0	25.1	26	18	14	3	0	17	0	28	0	2	0.83	4	1.70	.277	94	113	2	0	0
Webb, Logan	1	1	1.06	6	5	0	0	0	0	17.0	14	8	2	0	0	11	0	16	0	3	0.68	1	1.47	.219	64	78	2	1	0
Team Total	18	13	3.50	31	31	0	4	8	11	277.2	269	139	108	13	13	130	0	292	3	31	1.24	26	1.44	.257	1048	1217	12	31	4

KEY: * - lefthanded hitter/pitcher, # - switch hitter

Augusta GreenJackets (20-9) 10, Delmarva Shorebirds (20-10) 0
May 6, 2018

	1	2	3	4	5	6	7	8	9	R	H	E
Augusta	0	1	0	2	0	0	0	2	5	10	12	0
Delmarva	0	0	0	0	0	0	0	0	0	0	4	1

Augusta	AB	R	H	RBI	BB	SO	LOB	AVG	Delmarva	AB	R	H	RBI	BB	SO	LOB	AVG
Ramos, CF	3	1	0	1	2	1	0	.204	Moesquit, 2B	4	0	2	0	0	0	0	.284
Geraldo, M, SS	5	1	2	1	0	2	3	.277	McCoy, SS	2	0	0	0	2	0	0	.228
Matheny, 3B	4	1	1	2	1	0	1	.343	Jarrett, LF	4	0	0	0	0	2	3	.284
Kirby, 1B	4	1	0	0	0	3	2	.230	Curran, 1B	3	0	1	0	1	1	2	.270
Garcia, 2B	5	2	3	0	0	1	0	.243	Nichting, CF	4	0	1	0	0	0	4	.301
Vizcaino Jr., J, DH	5	0	1	0	0	1	2	.200	Craport, 3B	4	0	0	0	0	0	2	.272
Baldwin, RF	4	3	3	1	0	0	1	.214	Carrillo, J, C	3	0	0	0	1	3	2	.265
Parra, J, C	3	1	2	4	2	0	1	.234	Becker, DH	3	0	0	0	0	0	1	.230
Brown, LF	4	0	0	0	1	2	4	.152	Crinella, RF	3	0	0	0	0	0	1	.170
Gavin, P	0	0	0	0	0	0	0	.000	Robertson, RF	0	0	0	0	0	0	0	.247
Russell, P	0	0	0	0	0	0	0	.000	Hall, P	0	0	0	0	0	0	0	.000
Koziol, P	0	0	0	0	0	0	0	.000	Seabrooke, P	0	0	0	0	0	0	0	.000
Totals	37	10	12	9	6	10	14	.241	Totals	30	0	4	0	4	6	15	.259

BATTING**2B:** Geraldo, M (5, Katz); Baldwin (5, Katz); Parra, J (3, Katz).**3B:** Baldwin (2, Hall).**HR:** Parra, J (2, 4th inning off Hall, 1 on, 1 out); Matheny (1, 9th inning off Katz, 1 on, 0 out).**TB:** Vizcaino Jr., J; Garcia 3; Geraldo, M 3; Matheny 4; Parra, J 6; Baldwin 6.**RBI:** Ramos (7); Parra, J 4 (8); Baldwin (7); Geraldo, M (12); Matheny 2 (8).**2-out RBI:** Ramos; Parra, J 2.**Runners left in scoring position, 2 out:** Kirby; Geraldo, M 2; Brown 3.**SF:** Baldwin.**Team RISP:** 4-for-10.**Team LOB:** 8.**BASERUNNING****SB:** Baldwin (11, 3rd base off Hall/Carrillo, J); Parra, J (1, 2nd base off Hall/Carrillo, J).**CS:** Matheny (3, 2nd base by Seabrooke/Carrillo, J).**BATTING****TB:** Curran; Moesquit 2; Nichting.**Runners left in scoring position, 2 out:** Nichting 2; Carrillo, J.**Team RISP:** 0-for-6.**Team LOB:** 7.**BASERUNNING****CS:** Moesquit (3, 2nd base by Russell/Parra, J).**FIELDING****E:** Moesquit (7, throw).**DP:** (Carrillo, J-McCoy).

Augusta	IP	H	R	ER	BB	SO	HR	ERA	Delmarva	IP	H	R	ER	BB	SO	HR	ERA
Gavin	4.0	1	0	0	4	3	0	0.91	Hall (L, 0-1)	4.0	3	3	3	4	5	1	3.07
Russell (W, 4-1)	3.0	3	0	0	0	2	0	0.63	Seabrooke	4.0	4	2	2	1	2	0	3.32
Koziol	2.0	0	0	0	0	1	0	0.00	Katz	1.0	5	5	5	1	3	1	4.32
Totals	9.0	4	0	0	4	6	0	2.45	Totals	9.0	12	10	10	6	10	2	2.86

Game Scores: Gavin 57; Hall 40.**WP:** Hall; Seabrooke; Katz.**HBP:** Kirby (by Seabrooke).**Pitches-strikes:** Gavin 76-39; Russell 41-29; Koziol 17-13; Hall 74-44; Seabrooke 47-31; Katz 42-24.**Groundouts-flyouts:** Gavin 4-5; Russell 3-2; Koziol 2-3; Hall 5-0; Seabrooke 6-2; Katz 0-0.**Batters faced:** Gavin 17; Russell 11; Koziol 6; Hall 19; Seabrooke 17; Katz 9.**Umpires:** HP: Brandon Blome. 1B: Matt Baldwin.**Weather:** 68 degrees, overcast.**Wind:** 0 mph, None.**First pitch:** 2:11 PM.**T:** 2:48.**Att:** 2,636.**Venue:** Arthur W. Perdue Stadium.**May 6, 2018**

Compiled by MLB Advanced Media

Copyright 2018 by Major League Baseball Advanced Media.

Augusta GreenJackets Individual Statistics As of: 05/07/2018 10:44 AM EDT

W-L Record: 20-9

Choose a highlighted category to sort. NOTE: Rate stats do not use qualifiers.

	GI																				---GAMES BY POSITION---								
	AVG	G	AB	R	H	2B	3B	HR	RBI	TB	BB	IBB	SO	SB	CS	OBP	SLG	OPS	SF	SAC	HBP	DP	1B	2B	3B	SS	OF	C	E
<u>BATTERS</u>																													
Abrams, Trevor	.250	2	8	1	2	1	0	0	0	3	0	0	3	0	0	.250	.375	.625	0	0	0	0	1	0	0	0	0	0	0
* Angomas, Jean	.254	22	71	9	18	5	1	0	13	25	9	0	7	0	2	.333	.352	.685	1	1	0	2	0	0	0	0	14	0	1
* Baldwin, Logan	.214	26	98	14	21	5	2	0	7	30	5	0	33	11	4	.257	.306	.563	1	1	1	1	0	0	0	0	25	0	1
Brown, Tyler	.152	11	33	5	5	1	0	0	3	6	3	0	9	2	0	.263	.182	.445	0	0	2	0	0	5	2	0	4	0	1
Calabrese, Rob	.200	12	40	5	8	0	1	3	10	19	5	0	11	1	1	.283	.475	.758	1	0	0	3	0	0	0	0	0	11	1
Garcia, Orlando	.243	27	103	13	25	4	1	1	10	34	12	0	40	2	1	.316	.330	.646	2	2	0	0	0	20	0	3	0	0	2
# Geraldo, Manuel	.277	26	101	18	28	5	0	2	12	39	10	0	24	7	5	.351	.386	.737	1	0	2	3	0	0	0	26	0	0	4
Gonzalez, Jacob	.243	26	103	18	25	7	0	2	13	38	7	0	31	2	2	.295	.369	.664	1	0	1	2	0	0	23	0	0	0	7
Hill, Nick	.091	3	11	0	1	0	0	0	1	1	0	5	1	1	.231	.091	.322	0	1	1	0	0	0	0	0	0	3	0	0
* Kirby, Ryan	.230	28	100	18	23	7	0	3	15	39	16	0	29	3	1	.361	.390	.751	1	0	5	2	25	0	0	0	0	0	2
* Matheny, Shane	.343	11	35	7	12	1	1	1	8	18	8	0	9	1	3	.478	.514	.993	1	0	2	0	0	5	4	0	0	0	1
Parra, Jeffrey	.234	17	47	3	11	3	0	2	8	20	13	0	22	1	0	.419	.426	.845	0	1	2	1	0	0	0	0	0	17	1
Ramos, Heliot	.204	25	98	15	20	3	1	2	7	31	8	0	33	1	5	.284	.316	.601	0	0	3	3	0	0	0	0	23	0	0
Riley, John	.343	10	35	8	12	3	1	2	11	23	6	0	11	1	0	.439	.657	1.096	0	0	0	2	3	0	0	0	0	2	0
Vizcaino, Jose Jr.	.200	1	5	0	1	0	0	0	0	1	0	0	1	0	0	.200	.200	.400	0	0	0	0	0	0	0	0	0	0	0
Ziegler, Malique	.275	21	69	8	19	3	1	4	9	36	11	0	20	5	4	.405	.522	.927	0	2	4	0	0	0	0	0	21	0	0
Team Total	.241	29	959	142	231	48	9	22	126	363	114	0	290	38	29	.333	.379	.712	9	8	23	19							25
<u>PITCHERS</u>																													
Bahr, Jason	2	2	1.82	6	6	0	0	0	0	29.2	20	7	6	2	1	10	0	38	0	5	1.04	2	1.01	.192	104	116	0	0	0
Cave, Garrett	1	0	2.74	6	6	0	0	0	0	23.0	13	8	7	1	1	23	0	23	1	4	1.63	1	1.57	.171	76	102	2	0	0
Doval, Camilo	0	2	9.00	10	0	0	0	1	3	10.0	13	14	10	0	1	11	0	13	0	6	0.73	0	2.40	.295	44	57	1	4	2
* Gavin, John	2	0	0.91	6	6	0	0	0	0	29.2	12	4	3	2	0	12	0	36	0	2	0.76	2	0.81	.122	98	111	0	0	0
Gettman, CJ	2	0	1.26	7	0	0	0	0	0	14.1	8	2	2	1	1	4	0	16	0	2	1.36	1	0.84	.160	50	55	0	2	3
Koziol, Ryan	0	0	0.00	1	0	0	0	0	0	2.0	0	0	0	0	0	0	0	1	0	0	0.67	0	0.00	.000	6	6	0	1	0
Lannoo, Peter	1	2	3.24	8	0	0	0	0	1	16.2	14	6	6	2	0	4	0	17	1	1	0.94	4	1.08	.230	61	66	0	2	3
* Marciano, Joey	2	0	0.64	5	4	0	0	0	0	28.0	19	5	2	0	0	4	1	30	0	2	0.42	1	0.82	.194	98	104	1	0	0
Marte, Jose	3	0	2.55	5	5	0	0	0	0	24.2	21	8	7	1	1	9	0	24	0	4	0.85	0	1.22	.226	93	103	0	0	0
Parra, Olbis	1	0	3.77	7	0	0	0	2	2	14.1	24	12	6	1	1	2	0	7	0	2	1.64	0	1.81	.381	63	71	3	3	1
Phillips, Aaron	1	0	4.50	2	2	0	0	0	0	10.0	10	6	5	3	1	0	0	13	0	1	0.80	0	1.00	.244	41	42	0	0	0
Rivera, Eduardo	0	2	10.80	5	0	0	0	0	1	10.0	12	12	12	3	2	4	0	17	0	2	0.33	0	1.60	.293	41	47	0	2	1
Rubio, Frank	0	0	1.76	9	0	0	0	6	6	15.1	14	3	3	0	2	4	0	21	0	1	1.27	2	1.17	.233	60	66	0	7	0
Russell, John	4	1	0.63	9	0	0	0	1	2	14.1	9	3	1	0	2	3	0	17	0	1	0.57	2	0.84	.191	47	53	0	4	0
Van Gorp, Franklin	1	0	0.00	6	0	0	0	3	4	15.0	3	1	0	0	0	4	2	20	0	1	1.08	0	0.47	.067	45	52	0	4	0
Team Total	20	9	2.45	29	29	0	5	13	19	257.0	192	91	70	16	13	94	3	293	2	34	1.17	15	1.11	.207	927	1051	7	29	10

KEY: * - lefthanded hitter/pitcher, # - switch hitter