

Minor League Report








MINNESOTA TWINS



BASEBALL CLUB

Minor League Report

Minnesota Twins Minor League Report Tuesday, July 31, 2018

Team	Level	Record	Yesterday's Scores	Streak/Last 10
 Rochester Red Wings	Triple-A	47-58; 17.5 GB 5th in International League North	G1 L, 3-4 vs. Scranton/WB G2 W, 1-0 vs. Scranton/WB	W1, 3-7
 Chattanooga Lookouts	Double-A	15-23; 6.0 GB 5th in Southern League North	W, 3-0 at Tennessee	W1, 5-5
 Fort Myers Miracle	High-A	20-17; 1.5 GB 2nd in Fla. State League South	No Game	W1, 7-3
 C. Rapids Kernels	Low-A	26-11; +3.0 G 1st in Midwest League Eastern	W, 8-0 at Quad Cities	W1, 7-3
 Elizabethton Twins	Rookie	22-13; +4.0 G 1st in App. League West	No Game	L1, 6-4
 GCL Twins	Rookie	21-14; -- GB T-1st in GCL South	W, 1-0 at GCL Orioles	W2, 6-4
 DSL Twins	DSL	34-14; +1.0 G 1st in DSL South	W, 9-4 vs. DSL Mets1	W4, 7-3

Rochester Red Wings (47-58) 1, Scranton/Wilkes-Barre RailRiders (56-49) 0
July 30, 2018

	1	2	3	4	5	6	7	8	R	H	E
Scranton/WB	0	0	0	0	0	0	0	0	0	3	1
Rochester	0	0	0	0	0	0	0	1	1	2	0

Scranton/WB	AB	R	H	RBI	BB	SO	LOB	AVG	Rochester	AB	R	H	RBI	BB	SO	LOB	AVG
Torreyes, DH	3	0	1	0	0	0	2	.192	Buxton, CF	3	0	0	0	0	3	1	.215
Payton, LF	3	0	0	0	0	0	2	.244	b-Hazelbaker, PH	1	0	1	1	0	0	0	.204
Caldwell, 3B	3	0	0	0	0	1	1	.243	Gordon, SS	3	0	0	0	0	1	1	.219
Ford, 1B	3	0	1	0	0	1	0	.238	Petit, G, 3B	3	0	1	0	0	1	1	.279
1-Mazzilli, PR-2B	0	0	0	0	0	0	0	.231	Vargas, DH	3	0	0	0	0	0	2	.216
Avelino, SS	3	0	0	0	0	1	1	.264	Wade, LF	2	0	0	0	1	0	0	.247
Navarro, R, 2B-1B	2	0	0	0	1	1	0	.255	Motter, 2B	3	1	0	0	0	2	1	.183
Bolasky, CF	3	0	0	0	0	0	2	.071	Wilkins, 1B	3	0	0	0	0	1	1	.163
Zehner, RF	3	0	1	0	0	1	1	.253	Pacheco, C	2	0	0	0	0	0	0	.186
Diaz, F, C	3	0	0	0	0	0	2	.319	a-Astudillo, PH	0	0	0	0	1	0	0	.276
Adams, C, P	0	0	0	0	0	0	0	.000	Corcino, RF	1	0	0	0	2	0	0	.234
Totals	26	0	3	0	1	5	11	.254	Stewart, P	0	0	0	0	0	0	0	.000
									Anderson, N, P	0	0	0	0	0	0	0	.000
									Totals	24	1	2	1	4	8	7	.223

1-Ran for Ford in the 7th.

a-Intentionally walked for Pacheco in the 8th. b-Batted for Buxton in the 8th.

BATTING

3B: Zehner (3, Stewart).

TB: Zehner 3; Ford; Torreyes.

Runners left in scoring position, 2 out: Bolasky; Torreyes.

GIDP: Caldwell.

Team RISP: 0-for-5.

Team LOB: 5.

FIELDING

E: Navarro, R (4, throw).

DP: (Mazzilli-Avelino-Navarro, R).

BATTING

TB: Hazelbaker; Petit, G.

RBI: Hazelbaker (28).

Runners left in scoring position, 2 out: Vargas.

GIDP: Vargas.

Team RISP: 1-for-4.

Team LOB: 3.

FIELDING

DP: (Motter-Wilkins).

Scranton/WB	IP	H	R	ER	BB	SO	HR	ERA	Rochester	IP	H	R	ER	BB	SO	HR	ERA
Adams, C (L, 3-5)	7.1	2	1	0	4	8	0	4.50	Stewart	7.0	3	0	0	1	4	0	3.60
Totals	7.1	2	1	0	4	8	0	3.64	Anderson, N (W, 6-2)	1.0	0	0	0	0	1	0	3.53
									Totals	8.0	3	0	0	1	5	0	3.40

Game Scores: Adams, C 77; Stewart 78.

IBB: Astudillo (by Adams, C); Corcino (by Adams, C).

HBP: Torreyes (by Stewart).

Pitches-strikes: Adams, C 102-65; Stewart 98-59; Anderson, N 13-9.

Groundouts-flyouts: Adams, C 8-4; Stewart 10-3; Anderson, N 0-1.

Batters faced: Adams, C 28; Stewart 25; Anderson, N 3.

Umpires: HP: Mike Wiseman. 1B: Richard Riley. 3B: John Bacon.

Weather: 72 degrees, cloudy.

Wind: 12 mph, Out to LF.

First pitch: 7:25 PM.

T: 2:06.

Att: 5,943.

Venue: Frontier Field.

July 30, 2018

Compiled by MLB Advanced Media

Copyright 2018 by Major League Baseball Advanced Media.

Rochester Red Wings Individual Statistics As of: 07/30/2018 10:10 PM EDT

W-L Record: 47-58

Choose a highlighted category to sort. NOTE: Rate stats do not use qualifiers.

		GI																				---GAMES BY POSITION---									
BATTERS		AVG	G	AB	R	H	2B	3B	HR	RBI	TB	BB	IBB	SO	SB	CS	OBP	SLG	OPS	SF	SAC	HBP	DP	1B	2B	3B	SS	OF	C	E	
	Astudillo, Willians	.276	57	203	20	56	14	1	9	28	99	7	1	11	7	3	.313	.488	.801	2	1	5	8	2	0	17	0	5	31	3	
	Buxton, Byron	.215	22	79	10	17	4	0	3	7	30	8	0	28	4	1	.295	.380	.675	0	0	1	0	0	0	0	0	16	0	0	
#	Corcino, Edgar	.234	21	64	4	15	3	0	2	5	24	3	1	17	0	0	.265	.375	.640	1	0	0	0	0	0	0	15	0	1		
*	Gordon, Nick	.219	65	251	21	55	11	3	2	19	78	9	0	48	6	2	.248	.311	.559	1	1	1	6	0	18	0	47	0	4		
*	Granite, Zack	.211	67	237	28	50	8	0	0	4	58	22	1	28	9	4	.282	.245	.527	1	1	2	3	0	0	0	0	67	0	4	
	Graterol, Juan	.283	14	46	3	13	3	0	0	4	16	0	0	2	0	0	.313	.348	.660	0	0	2	5	0	0	0	0	0	14	1	
*	Hazelbaker, Jeremy	.161	12	31	2	5	2	0	0	1	7	1	0	9	1	0	.212	.226	.438	0	0	1	0	0	0	0	11	0	0		
T	Hazelbaker, Jeremy	.204	74	245	34	50	18	0	8	28	92	23	0	92	10	0	.283	.376	.659	0	0	4	2	0	0	0	0	54	0	1	
*	Kemmer, Jon	.133	15	45	5	6	2	0	0	2	8	6	0	13	1	0	.250	.178	.428	0	0	1	0	0	0	0	0	13	0	0	
	Motter, Taylor	.183	26	82	13	15	4	0	3	5	28	15	1	19	2	3	.316	.341	.658	0	0	1	2	1	4	12	5	5	0	2	
	Pacheco, Jordan	.186	14	43	6	8	2	0	0	1	10	3	0	10	0	0	.239	.233	.472	0	0	0	2	0	0	3	0	0	11	2	
	Petit, Gregorio	.279	54	190	24	53	6	1	1	21	64	11	0	35	4	1	.324	.337	.661	3	4	3	4	0	18	9	28	0	0	3	
	Reginatto, Leonardo	.207	60	203	18	42	8	1	2	21	58	12	0	51	3	2	.255	.286	.540	3	2	2	5	0	14	25	21	0	0	4	
	Sawyer, Wynston	.318	23	66	13	21	2	0	1	11	26	11	0	16	0	0	.446	.394	.840	1	0	5	0	2	0	0	0	0	22	1	
#	Vargas, Kennys	.216	98	352	26	76	13	0	13	44	128	44	1	101	0	0	.303	.364	.667	4	0	2	20	63	0	0	0	0	0	3	
*	Wade, LaMonte	.247	47	154	17	38	7	2	3	14	58	30	1	31	5	1	.380	.377	.756	0	0	3	4	0	0	0	0	45	0	3	
*	Wilkins, Andy	.163	12	43	3	7	1	0	2	7	14	3	0	12	1	0	.217	.326	.543	0	0	0	1	7	0	1	0	0	0	0	
	Other	.215	372	1258	131	271	47	6	28	126	414	156	5	380	20	6	.312	.329	.641	17	3	29	26								
	Team Total	.223	105	3347	344	748	137	14	69	320	1120	341	11	811	63	23	.304	.335	.638	33	12	58	86							61	
PITCHERS		W	L	ERA	G	GS	CG	SHO	SV	SVO	IP	H	R	ER	HR	HB	BB	IBB	SO	BK	WP	GO/AO	DP	WHIP	AVG	AB	TBF	SF	GF	HLD	
	Anderson, Nick	6	2	3.53	30	1	0	0	3	5	43.1	33	21	17	8	1	15	2	63	0	2	0.44	1	1.11	.210	157	174	1	16	3	
	Bard, Luke	1	3	4.94	23	0	0	0	1	1	31.0	30	19	17	4	1	12	1	34	1	6	0.72	1	1.35	.261	115	132	3	12	2	
	Baxendale, D.J.	0	2	3.50	24	8	0	0	0	1	54.0	64	24	21	5	3	15	2	51	0	4	0.78	3	1.46	.298	215	236	2	2	5	
	Busenitz, Alan	2	3	2.06	22	0	0	0	5	7	35.0	28	11	8	2	2	7	1	39	0	5	1.10	2	1.00	.220	127	137	1	12	3	
	Curtiss, John	2	3	3.38	28	0	0	0	8	10	40.0	29	18	15	2	1	24	1	48	0	2	0.80	2	1.33	.199	146	174	1	21	0	
	Duffey, Tyler	3	3	2.19	25	0	0	0	1	4	49.1	37	17	12	1	2	19	2	50	0	1	1.26	6	1.14	.209	177	204	2	9	4	
*	Gonsalves, Stephen	7	3	3.04	16	16	0	0	0	0	83.0	54	28	28	5	4	47	0	78	0	3	0.90	7	1.22	.188	287	341	2	0	0	
	Harper, Ryne	0	1	9.45	4	0	0	0	0	0	6.2	9	7	7	1	0	2	0	12	0	0	7.00	0	1.65	.310	29	31	0	1	0	
	Littell, Zack	2	4	3.63	13	10	0	0	0	0	72.0	64	30	29	4	3	31	0	67	0	1	0.94	7	1.32	.240	267	305	4	0	0	
	May, Trevor	0	4	4.00	13	4	0	0	2	2	27.0	24	14	12	2	1	16	0	25	0	1	0.51	2	1.48	.238	101	119	1	2	1	
	Reed, Jake	0	2	2.48	21	0	0	0	1	1	32.2	28	11	9	1	1	14	2	30	0	4	0.44	3	1.29	.237	118	135	2	8	2	
	Romero, Fernando	2	3	2.95	9	8	0	0	0	0	55.0	44	20	18	3	2	21	0	40	0	2	1.07	5	1.18	.220	200	225	2	0	0	
	Stewart, Kohl	0	3	3.60	6	5	0	0	0	0	35.0	37	15	14	4	2	10	0	28	0	1	2.09	5	1.34	.291	127	145	4	0	0	
	Other	22	22	3.56	99	53	2	0	7	8	346.2	329	150	137	37	14	112	2	274	0	12	0.90	36	1.27	.251	1312	1454	9	20	8	
	Team Total	47	58	3.40	105	105	2	10	28	39	910.2	810	385	344	79	37	345	13	839	1	44	1.12	80	1.27	.240	3378	3812	34	103	28	

KEY: * - lefthanded hitter/pitcher, # - switch hitter

International League North

	W	L	PCT	GB	Home	Away	Div	Streak	Last10
Lehigh Valley IronPigs	65	41	.613	-	36-20	29-21	43-25	W1	8-2
Scranton/Wilkes-Barre RailRiders	56	49	.533	8.5	31-22	25-27	38-31	L2	5-5
Pawtucket Red Sox	48	57	.457	16.5	28-26	20-31	30-38		3-7
Buffalo Bisons	47	56	.456	16.5	26-25	21-31	32-35	L2	2-8
Rochester Red Wings	47	58	.448	17.5	17-32	30-26	33-34		3-7
Syracuse Chiefs	44	63	.411	21.5	21-29	23-34	28-41	W2	4-6

International League South

	W	L	PCT	GB	Home	Away	Div	Streak	Last10
Durham Bulls	60	46	.566	-	32-25	28-21	27-22	L2	5-5
Norfolk Tides	57	50	.533	3.5	32-25	25-25	25-24	L2	6-4
Charlotte Knights	50	56	.472	10.0	27-23	23-33	23-26	W2	6-4
Gwinnett Stripers	50	57	.467	10.5	26-24	24-33	23-26	W2	6-4

International League West

	W	L	PCT	GB	Home	Away	Div	Streak	Last10
Indianapolis Indians	59	48	.551	-	33-21	26-27	28-21	W2	8-2
Toledo Mud Hens	56	50	.528	2.5	28-25	28-25	25-24	W2	3-7
Columbus Clippers	55	51	.519	3.5	29-20	26-31	26-23	L1	5-5
Louisville Bats	46	58	.442	11.5	26-31	20-27	19-30	L1	7-3

Chattanooga Lookouts (51-56) 3, Tennessee Smokies (53-55) 0
July 30, 2018

	1	2	3	4	5	6	7	8	9	R	H	E
Chattanooga	0	0	3	0	0	0	0	0	0	3	10	0
Tennessee	0	0	0	0	0	0	0	0	0	0	6	0

Chattanooga	AB	R	H	RBI	BB	SO	LOB	AVG	Tennessee	AB	R	H	RBI	BB	SO	LOB	AVG
Wiel, 1B	3	0	1	1	1	0	1	.313	Burks, LF	4	0	2	0	0	0	0	.243
Rooker, LF	3	1	1	0	1	0	0	.278	Machin, 2B	4	0	0	0	0	1	3	.257
Arraez, 2B	4	0	1	0	0	0	2	.247	Short, Z, SS	4	0	1	0	0	2	1	.237
Paul, 3B	4	0	1	1	0	1	2	.265	Balaguert, 1B	4	0	1	0	0	0	0	.226
Kranson, C	4	0	2	0	0	0	2	.301	Martinez, RF	4	0	0	0	0	1	2	.220
Davis, J, DH	4	0	0	0	0	1	4	.276	Rice, C	3	0	2	0	1	0	0	.250
Kerrigan, RF	4	0	1	0	0	1	0	.192	Higgins, 3B	3	0	0	0	1	1	4	.227
Gore, SS	4	1	1	0	0	0	1	.241	Bernard, DH	3	0	0	0	0	0	2	.323
English, CF	4	1	2	1	0	1	0	.218	Myers, CF	3	0	0	0	0	0	1	.231
Ramirez, W, P	0	0	0	0	0	0	0	.000	Robinson, P	0	0	0	0	0	0	0	.214
Poppen, P	0	0	0	0	0	0	0	.000	Hedges, P	0	0	0	0	0	0	0	.000
Jay, P	0	0	0	0	0	0	0	.000	Short, W, P	0	0	0	0	0	0	0	.000
Stashak, P	0	0	0	0	0	0	0	.000	Stinnett, P	0	0	0	0	0	0	0	.000
Totals	34	3	10	3	2	4	12	.257	Totals	32	0	6	0	2	5	13	.235

BATTING

2B: English 2 (13, Robinson, Robinson).

TB: Kranson 2; Kerrigan; Wiel; Paul; English 4; Gore; Arraez; Rooker.

RBI: English (25); Wiel (46); Paul (45).

Runners left in scoring position, 2 out: Davis, J; Wiel.

GIDP: Paul; Davis, J.

Team RISP: 2-for-7.

Team LOB: 6.

FIELDING

DP: (Paul-Arraez).

BATTING

2B: Short, Z (24, Poppen).

TB: Burks 2; Rice 2; Balaguert; Short, Z 2.

Runners left in scoring position, 2 out: Machin; Higgins 2; Bernard.

GIDP: Martinez.

Team RISP: 1-for-6.

Team LOB: 7.

FIELDING

DP: 2 (Higgins-Balaguert; Short, Z-Machin-Balaguert).

Chattanooga	IP	H	R	ER	BB	SO	HR	ERA	Tennessee	IP	H	R	ER	BB	SO	HR	ERA
Ramirez, W	2.0	0	0	0	0	1	0	6.41	Robinson (L, 5-4)	5.0	7	3	3	2	1	0	3.67
Poppen (W, 4-5)	5.0	4	0	0	2	2	0	3.63	Hedges	2.0	2	0	0	0	0	0	2.82
Jay (H, 4)	1.0	1	0	0	0	1	0	3.52	Short, W	1.0	1	0	0	0	2	0	5.51
Stashak (S, 2)	1.0	1	0	0	0	1	0	3.09	Stinnett	1.0	0	0	0	0	1	0	5.14
Totals	9.0	6	0	0	2	5	0	4.07	Totals	9.0	10	3	3	2	4	0	4.15

Game Scores: Ramirez, W 53; Robinson 44.

Pitches-strikes: Ramirez, W 23-12; Poppen 89-55; Jay 15-10; Stashak 16-10; Robinson 88-55; Hedges 18-15; Short, W 16-10; Stinnett 8-6.

Groundouts-flyouts: Ramirez, W 0-3; Poppen 7-4; Jay 0-2; Stashak 1-1; Robinson 7-4; Hedges 4-0; Short, W 1-0; Stinnett 0-1.

Batters faced: Ramirez, W 6; Poppen 20; Jay 4; Stashak 4; Robinson 22; Hedges 7; Short, W 4; Stinnett 3.

Umpires: HP: Chase Eade. 1B: Cody Clark. 3B: Dave Martinez.

Weather: 83 degrees, clear.

Wind: 5 mph, L to R.

First pitch: 7:05 PM.

T: 2:30.

Att: 4,582.

Venue: Smokies Stadium.

July 30, 2018

Compiled by MLB Advanced Media

Copyright 2018 by Major League Baseball Advanced Media.

Chattanooga Lookouts Individual Statistics As of: 07/30/2018 09:42 PM EDT

W-L Record: 51-56

Choose a highlighted category to sort. NOTE: Rate stats do not use qualifiers.

BATTERS	AVG	G	AB	R	H	2B	3B	HR	RBI	TB	BB	IBB	SO	SB	CS	OBP	SLG	OPS	SF	SAC	HBP	DP	---GAMES BY POSITION---									
																							1B	2B	3B	SS	OF	C	E			
* Arraez, Luis	.247	23	89	10	22	4	0	0	4	26	6	1	9	2	0	.299	.292	.591	1	1	1	3	0	11	6	5	1	0	3			
Davis, Jaylin	.276	35	134	15	37	8	2	2	19	55	9	0	37	2	1	.338	.410	.748	1	0	4	3	0	0	0	0	29	0	2			
English, Tanner	.218	77	243	35	53	13	4	4	25	86	15	0	80	12	7	.269	.354	.623	3	4	3	0	0	0	0	0	75	0	2			
# Gore, Jordan	.241	18	58	11	14	2	1	1	10	21	8	0	9	0	0	.324	.362	.686	2	0	0	3	0	0	1	17	0	0	3			
Kerrigan, Jimmy	.192	35	130	14	25	3	0	3	9	37	8	0	46	0	3	.250	.285	.535	0	0	2	2	0	0	0	0	32	0	1			
* Kranson, Mitchell	.301	31	103	9	31	5	1	2	14	44	11	1	15	0	1	.368	.427	.795	2	0	1	3	8	0	5	0	0	14	1			
Navarreto, Brian	.240	73	271	27	65	15	0	4	23	92	6	0	40	0	0	.269	.339	.608	1	2	5	12	0	0	0	0	0	73	7			
Olson, Brian	.222	12	45	8	10	1	0	0	3	11	5	0	13	0	0	.300	.244	.544	0	1	0	1	0	0	0	0	0	0	12	0		
Paul, Chris	.265	84	309	45	82	22	1	6	45	124	20	1	68	2	0	.313	.401	.715	3	0	3	6	7	0	61	0	13	0	8			
* Perez, Alex	.251	59	203	26	51	8	1	0	26	61	34	0	48	2	0	.358	.300	.659	2	0	1	4	0	46	1	15	0	0	6			
Rooker, Brent	.278	101	396	57	110	28	4	20	67	206	39	2	121	5	1	.345	.520	.865	3	0	3	11	41	0	0	0	27	0	8			
* Walker, Ryan	.227	55	181	20	41	3	0	4	21	56	22	0	34	4	2	.317	.309	.626	0	0	2	6	0	35	15	3	6	0	9			
Wiel, Zander	.313	85	320	50	100	25	2	7	46	150	32	4	67	7	3	.382	.469	.851	3	0	6	5	38	0	0	0	28	0	1			
Other	.259	258	920	133	238	37	8	32	123	387	106	3	185	18	8	.342	.421	.763	10	0	16	20										
Team Total	.257	107	3552	480	912	179	24	86	443	1397	331	12	808	55	26	.326	.393	.719	31	10	49	85										

PITCHERS	W	L	ERA	G	GS	CG	SHO	SV	SVO	IP	H	R	ER	HR	HB	BB	IBB	SO	BK	WP	GO/AO	DP	WHIP	AVG	AB	TBF	SF	GF	HLD
* Clay, Sam	1	5	6.52	26	1	0	0	1	1	38.2	41	35	28	0	2	30	0	46	0	7	1.79	2	1.84	.270	152	186	1	7	2
* Crosby, Casey	1	0	9.00	4	0	0	0	0	0	4.0	3	4	4	0	0	11	0	4	0	2	0.33	0	3.50	.200	15	26	0	1	0
Eades, Ryan	4	3	4.47	26	3	0	0	0	2	56.1	62	33	28	5	1	17	0	63	0	2	0.79	4	1.40	.281	221	243	3	6	2
English, Tanner	0	0	18.00	1	0	0	0	0	0	1.0	2	2	2	1	0	0	0	0	0	0	0.50	0	2.00	.400	5	5	0	1	0
* Enns, Dietrich	0	5	6.00	6	5	0	0	0	0	33.0	35	23	22	4	0	7	0	30	0	3	0.74	0	1.27	.267	131	138	0	0	0
* Jay, Tyler	3	2	3.52	29	1	0	0	2	5	46.0	49	24	18	5	0	15	0	43	0	4	0.90	4	1.39	.274	179	200	3	12	4
LeBlanc, Randy	6	1	2.17	9	9	0	0	0	0	49.2	50	13	12	2	2	13	0	40	0	4	1.59	8	1.27	.270	185	201	1	0	0
* Marzi, Anthony	0	6	5.70	14	11	0	0	0	0	66.1	77	46	42	8	4	26	0	56	2	6	0.70	2	1.55	.282	273	306	3	0	0
Perez, Alex	0	0	0.00	1	0	0	0	0	0	1.0	1	0	0	0	0	0	0	0	0	0	0.00	0	1.00	.250	4	4	0	0	0
Poppen, Sean	4	5	3.63	12	9	1	0	0	0	62.0	55	29	25	7	2	18	0	56	0	1	1.45	10	1.18	.241	228	251	2	0	0
Ramirez, Williams	2	6	6.41	30	1	0	0	6	9	39.1	43	32	28	4	4	27	0	53	0	7	0.33	2	1.78	.281	153	187	2	15	4
* Rodriguez, Paco	3	1	4.26	19	3	0	0	0	0	25.1	20	13	12	0	1	16	0	19	1	4	1.45	4	1.42	.220	91	110	2	7	0
Stashak, Cody	1	1	3.09	27	2	0	0	2	2	43.2	35	16	15	4	0	13	0	60	1	3	0.50	5	1.10	.220	159	174	2	13	2
* Thorpe, Lewis	6	4	3.61	20	19	0	0	0	0	97.1	98	53	39	12	1	25	0	118	2	8	0.77	7	1.26	.257	382	414	5	0	0
Van Steensele, Todd	5	1	3.07	25	2	0	0	4	9	44.0	26	15	15	1	3	23	0	49	0	4	0.80	1	1.11	.169	154	184	2	9	3
* Vasquez, Andrew	1	0	1.64	12	0	0	0	0	0	22.0	18	9	4	1	2	3	0	41	0	1	0.83	0	0.95	.228	79	86	0	1	0
Other	8	11	3.72	74	25	0	0	7	9	196.0	193	97	81	12	10	73	1	240	2	20	1.25	16	1.36	.258	749	843	6	28	9
Team Total	51	56	4.07	107	107	1	5	24	39	925.0	918	496	418	82	37	333	1	1000	10	79	1.24	75	1.35	.259	3547	3969	33	106	26

KEY: * - lefthanded hitter/pitcher, # - switch hitter

SECOND HALF STANDINGS

Southern League North

	W	L	PCT	GB	Home	Away	Div	Streak	Last10
Birmingham Barons	21	17	.553	-	11-9	10-8	20-11	L3	5-5
Montgomery Biscuits	21	17	.553	-	6-12	15-5	8-10	W1	6-4
Jackson Generals	19	19	.500	2.0	11-9	8-10	8-10	L1	6-4
Tennessee Smokies	17	21	.447	4.0	10-8	7-13	14-13	L1	3-7
Chattanooga Lookouts	15	23	.395	6.0	8-12	7-11	6-12	W1	5-5

Southern League South

	W	L	PCT	GB	Home	Away	Div	Streak	Last10
Pensacola Blue Wahoos	25	12	.676	-	13-5	12-7	15-7	W1	6-4
Biloxi Shuckers	22	15	.595	3.0	10-4	12-11	8-9	L1	6-4
Mississippi Braves	20	17	.541	5.0	13-9	7-8	11-14	W3	6-4
Mobile BayBears	14	23	.378	11.0	6-12	8-11	11-10	L3	3-7
Jacksonville Jumbo Shrimp	14	24	.368	11.5	7-13	7-11	9-14	W3	4-6

OVERALL STANDINGS

Southern League North

	W	L	PCT	GB	Home	Away	Div	Streak	Last10
Jackson Generals	58	49	.542	-	31-24	27-25	28-30	L1	6-4
Montgomery Biscuits	58	50	.537	0.5	22-31	36-19	30-28	W1	6-4
Birmingham Barons	53	53	.500	4.5	28-26	25-27	40-35	L3	5-5
Tennessee Smokies	53	55	.491	5.5	26-27	27-28	34-33	L1	3-7
Chattanooga Lookouts	51	56	.477	7.0	28-27	23-29	28-34	W1	5-5

Southern League South

	W	L	PCT	GB	Home	Away	Div	Streak	Last10
Biloxi Shuckers	63	44	.589	-	33-16	30-28	34-28	L1	6-4
Pensacola Blue Wahoos	55	50	.524	7.0	28-25	27-25	37-28	W1	6-4
Mobile BayBears	51	54	.486	11.0	24-27	27-27	33-28	L3	3-7
Mississippi Braves	49	58	.458	14.0	28-29	21-29	29-41	W3	6-4
Jacksonville Jumbo Shrimp	42	64	.396	20.5	22-31	20-33	24-32	W3	4-6

Copyright 2018 by Major League Baseball Advanced Media.

Fort Myers Miracle

Individual Statistics As of: 07/29/2018 08:52 PM EDT

W-L Record: 48-57

Choose a highlighted category to sort. NOTE: Rate stats do not use qualifiers.

BATTERS	AVG	G	AB	R	H	2B	3B	HR	RBI	TB	BB	IBB	SO	SB	CS	OBP	SLG	OPS	SF	SAC	GI --GAMES BY POSITION--										
																					HBP	DP	1B	2B	3B	SS	OF	C	E		
* Blankenhorn, Travis	.237	95	338	41	80	19	4	9	44	134	26	0	102	5	4	.301	.396	.698	2	4	6	5	0	32	41	0	4	0	10		
Carrier, Shane	.138	25	87	8	12	0	0	4	13	24	5	0	31	1	2	.189	.276	.465	2	0	1	2	0	0	0	0	19	0	1		
* Contreras, Mark	.229	80	284	54	65	14	4	6	30	105	29	0	75	12	8	.319	.370	.689	1	1	9	3	0	0	0	0	70	0	3		
Cronin, Joe	.228	68	206	37	47	8	1	5	23	72	32	0	66	4	2	.346	.350	.695	2	1	6	2	6	18	14	28	4	0	10		
* De La Trinidad, Ernie	.571	2	7	3	4	0	0	1	5	7	1	0	1	1	1	.625	1.000	1.625	0	0	0	0	0	0	0	0	2	0	0		
* Diaz, Lewin	.224	79	294	21	66	11	3	6	35	101	10	1	56	1	0	.255	.344	.598	3	0	3	4	74	0	0	0	0	0	7		
* Grzelakowski, Taylor	.291	71	237	34	69	18	2	6	31	109	27	3	76	1	1	.367	.460	.827	1	1	2	2	12	0	0	0	16	22	3		
Hamilton, Caleb	.193	68	228	32	44	13	2	4	36	73	25	0	61	3	0	.271	.320	.591	4	0	1	6	2	0	14	0	0	52	8		
* Kirilloff, Alex	.381	34	139	24	53	14	2	3	28	80	6	0	23	1	2	.405	.576	.981	2	0	1	4	0	0	0	0	30	0	2		
Lewis, Royce	.302	15	63	15	19	4	0	1	12	26	6	0	12	2	2	.362	.413	.775	0	0	0	2	0	0	0	15	0	0	2		
Lopez, Brandon	.222	64	189	24	42	8	0	0	10	50	27	0	51	1	4	.321	.265	.586	1	8	1	3	0	2	11	51	0	0	10		
Rodriguez, Ben	.160	6	25	2	4	0	0	1	3	7	1	0	7	0	0	.192	.280	.472	0	0	0	1	6	0	0	0	0	0	0		
* Rortvedt, Ben	.248	32	109	16	27	2	0	3	17	38	16	1	19	0	0	.346	.349	.695	1	0	1	3	0	0	0	0	0	26	7		
Tademo, Victor	.000	2	5	1	0	0	0	0	0	0	1	0	4	0	0	.167	.000	.167	0	0	0	0	0	1	1	0	0	0	1		
Whitefield, Aaron	.176	43	148	23	26	4	0	2	7	36	11	0	42	11	5	.235	.243	.478	2	2	1	2	0	0	0	0	43	0	0		
Other	.261	307	1069	116	279	53	5	16	108	390	96	4	237	11	16	.327	.365	.692	8	14	13	13									
Team Total	.244	105	3428	451	837	168	23	67	402	1252	319	9	863	54	47	.314	.365	.680	29	31	45	52								88	

PITCHERS	W	L	ERA	G	GS	CG	SHO	SV	SVO	IP	H	R	ER	HR	HB	BB	IBB	SO	BK	WP	GO/AO	DP	WHIP	AVG	AB	TBF	SF	GF	HLD
Beeker, Clark	4	6	4.04	17	14	0	0	0	0	84.2	96	42	38	8	12	20	0	54	0	6	1.24	8	1.37	.292	329	371	3	1	0
Bray, Adam	0	0	1.02	9	0	0	0	1	1	17.2	10	2	2	0	1	6	0	17	0	0	1.13	3	0.91	.169	59	68	1	5	0
Cronin, Joe	0	0	0.00	2	0	0	0	0	0	1.1	2	0	0	0	0	0	0	0	0	0	1.00	0	1.50	.333	6	6	0	2	0
Cutura, Andro	3	6	4.89	15	13	1	0	0	1	70.0	83	43	38	2	2	21	0	58	0	10	1.65	4	1.49	.297	279	307	3	1	0
Davis, Colton	1	2	5.33	15	0	0	0	1	1	27.0	27	18	16	0	4	19	1	27	0	3	0.93	2	1.70	.255	106	131	1	4	1
Graterol, Brusdar	2	2	5.19	5	5	0	0	0	0	26.0	30	15	15	0	5	10	0	27	1	3	1.39	5	1.54	.303	99	115	1	0	0
Hackimer, Tom	2	4	6.20	16	0	0	0	3	5	24.2	26	18	17	0	11	16	1	21	0	2	1.56	3	1.70	.289	90	120	1	9	1
Jax, Griffin	1	1	3.52	9	8	0	0	0	0	53.2	58	27	21	2	3	5	0	40	0	5	1.79	7	1.17	.276	210	223	4	1	0
Lujan, Hector	3	3	2.78	28	0	0	0	2	5	55.0	55	22	17	3	3	19	0	48	2	3	0.80	5	1.35	.262	210	235	2	13	1
Mason, Ryan	8	3	3.27	28	0	0	0	5	9	55.0	56	21	20	5	6	9	2	47	1	4	1.44	7	1.18	.275	204	223	1	16	0
* Moran, Jovani	2	1	1.50	6	0	0	0	2	2	12.0	7	3	2	0	0	0	0	13	0	1	0.47	1	0.58	.167	42	42	0	4	0
* Robinson, Alex	1	2	4.10	19	0	0	0	3	3	26.1	21	15	12	2	3	17	0	33	0	5	1.09	0	1.44	.210	100	123	0	12	1
* Sammons, Bryan	0	0	11.57	2	2	0	0	0	0	7.0	13	11	9	0	1	7	0	6	0	3	1.50	0	2.86	.382	34	42	0	0	0
Wells, Tyler	8	4	2.80	16	16	1	0	0	0	86.2	60	28	27	6	2	17	0	82	0	3	0.55	3	0.89	.191	314	333	0	0	0
Other	8	18	3.97	102	30	0	0	8	15	263.0	277	145	116	22	16	82	6	243	3	22	1.06	18	1.37	.267	1036	1150	7	35	7
Team Total	48	57	3.77	105	105	2	7	25	42	902.2	908	441	378	55	77	284	11	781	7	70	1.37	79	1.32	.263	3458	3882	29	103	11

KEY: * - lefthanded hitter/pitcher, # - switch hitter

SECOND HALF STANDINGS

Florida State League North

	W	L	PCT	GB	Home	Away	Div	Streak	Last10
Dunedin Blue Jays	23	14	.622	-	10-5	13-9	14-11	W2	4-6
Clearwater Threshers	21	14	.600	1.0	14-5	7-9	17-9	L1	7-3
Lakeland Flying Tigers	20	14	.588	1.5	11-4	9-10	5-6	W1	5-5
Tampa Tarpons	19	17	.528	3.5	10-8	9-9	5-7	W2	6-4
Daytona Tortugas	18	19	.486	5.0	9-14	9-5	8-9	L1	5-5
Florida Fire Frogs	14	18	.438	6.5	4-12	10-6	8-15	L4	3-7

Florida State League South

	W	L	PCT	GB	Home	Away	Div	Streak	Last10
Charlotte Stone Crabs	20	14	.588	-	9-5	11-9	12-7	W3	7-3
Fort Myers Miracle	20	17	.541	1.5	7-8	13-9	11-8	W1	7-3
Palm Beach Cardinals	16	20	.444	5.0	8-9	8-11	10-11	L2	5-5
Jupiter Hammerheads	14	21	.400	6.5	7-12	7-9	10-7	L2	5-5
Bradenton Marauders	13	21	.382	7.0	6-13	7-8	6-11	W1	2-8
St. Lucie Mets	13	22	.371	7.5	7-14	6-8	8-13	L3	3-7

OVERALL STANDINGS

Florida State League North

	W	L	PCT	GB	Home	Away	Div	Streak	Last10
Lakeland Flying Tigers	56	48	.538	-	29-21	27-27	26-21	W1	5-5
Daytona Tortugas	55	48	.534	0.5	28-24	27-24	29-20	L1	5-5
Clearwater Threshers	53	50	.515	2.5	32-22	21-28	37-26	L1	7-3
Dunedin Blue Jays	54	51	.514	2.5	27-23	27-28	28-32	W2	4-6
Tampa Tarpons	54	52	.509	3.0	31-24	23-28	22-30	W2	6-4
Florida Fire Frogs	43	55	.439	10.0	18-28	25-27	22-35	L4	3-7

Florida State League South

	W	L	PCT	GB	Home	Away	Div	Streak	Last10
Palm Beach Cardinals	55	45	.550	-	27-20	28-25	34-27	L2	5-5
Charlotte Stone Crabs	54	47	.535	1.5	29-17	25-30	30-21	W3	7-3
Jupiter Hammerheads	55	49	.529	2.0	29-25	26-24	31-25	L2	5-5
Bradenton Marauders	48	51	.485	6.5	24-30	24-21	22-26	W1	2-8
Fort Myers Miracle	48	57	.457	9.5	25-24	23-33	25-30	W1	7-3
St. Lucie Mets	40	62	.392	16.0	24-34	16-28	18-31	L3	3-7

Cedar Rapids Kernels (58-48) 8, Quad Cities River Bandits (59-47) 0
July 30, 2018

	1	2	3	4	5	6	7	8	9	R	H	E
Cedar Rapids	3	2	0	3	0	0	0	0	0	8	11	0
Quad Cities	0	0	0	0	0	0	0	0	0	0	1	0

Cedar Rapids	AB	R	H	RBI	BB	SO	LOB	AVG	Quad Cities	AB	R	H	RBI	BB	SO	LOB	AVG
Maciel, RF	5	2	1	0	1	2	4	.281	Costes, LF	4	0	0	0	0	2	0	.211
Baddoo, CF	3	2	0	0	2	1	4	.248	Hensley, SS	4	0	1	0	0	0	0	.240
Miranda, 3B	5	2	3	5	0	1	0	.279	Shaver, 1B	4	0	0	0	0	1	1	.235
Jeffers, C	4	1	4	3	1	0	0	.261	Taylor, RF	2	0	0	0	1	2	0	.234
Arias, J, DH	3	0	0	0	2	1	3	.256	Angarita, 3B	3	0	0	0	0	0	1	.248
Pearson, LF	4	0	0	0	1	1	6	.264	Sierra, M, 2B	3	0	0	0	0	1	1	.230
Cabbage, 1B	5	0	1	0	0	0	4	.244	Papierski, C	2	0	0	0	1	0	1	.184
Davis, M, SS	4	1	2	0	1	1	0	.333	Lacroix, DH	3	0	0	0	0	1	1	.219
Montesino, 2B	5	0	0	0	0	2	4	.206	Mattix, CF	3	0	0	0	0	3	0	.204
Duran, J, P	0	0	0	0	0	0	0	.000	Rosado, P	0	0	0	0	0	0	0	.000
Finkel, P	0	0	0	0	0	0	0	.000	Feldmann, P	0	0	0	0	0	0	0	.000
Totals	38	8	11	8	8	9	25	.268	Castellanos, P	0	0	0	0	0	0	0	.000
									Collado, P	0	0	0	0	0	0	0	.000
									Totals	28	0	1	0	2	10	5	.246

BATTING

2B: Davis, M (2, Rosado); Jeffers 3 (4, Rosado, Castellanos, Castellanos); Miranda (22, Feldmann).

HR: Miranda (12, 1st inning off Rosado, 2 on, 0 out); Jeffers (1, 4th inning off Feldmann, 1 on, 1 out).

TB: Jeffers 10; Cabbage; Davis, M 3; Maciel; Miranda 7.

RBI: Miranda 5 (70); Jeffers 3 (5).

2-out RBI: Miranda; Jeffers.

Runners left in scoring position, 2 out: Cabbage 2; Pearson 3; Baddoo.

Team RISP: 4-for-15.

Team LOB: 11.

Cedar Rapids	IP	H	R	ER	BB	SO	HR	ERA	Quad Cities	IP	H	R	ER	BB	SO	HR	ERA
Duran, J (W, 6-4)	7.0	0	0	0	1	8	0	4.27	Rosado (L, 4-3)	1.2	5	5	5	4	1	1	4.63
Finkel	2.0	1	0	0	1	2	0	3.91	Feldmann	3.1	2	3	3	3	3	1	2.35
Totals	9.0	1	0	0	2	10	0	3.51	Castellanos	3.0	4	0	0	1	5	0	2.22
									Collado	1.0	0	0	0	0	0	0	2.28
									Totals	9.0	11	8	8	8	9	2	2.98

Game Scores: Duran, J 88; Rosado 12.

WP: Rosado.

Pitches-strikes: Duran, J 92-59; Finkel 28-19; Rosado 54-30; Feldmann 56-32; Castellanos 47-33; Collado 8-5.

Groundouts-flyouts: Duran, J 9-3; Finkel 2-1; Rosado 3-0; Feldmann 2-2; Castellanos 0-3; Collado 1-2.

Batters faced: Duran, J 22; Finkel 8; Rosado 14; Feldmann 15; Castellanos 14; Collado 3.

Inherited runners-scored: Feldmann 3-0.

Umpires: HP: Lance Seilhamer. 1B: Ty Kraus.

Weather: 79 degrees, partly cloudy.

Wind: 9 mph, L to R.

First pitch: 6:37 PM.

T: 2:50.

Att: 2,723.

Venue: Modern Woodmen Park.

July 30, 2018

Compiled by MLB Advanced Media

Copyright 2018 by Major League Baseball Advanced Media.

Cedar Rapids Kernels Individual Statistics As of: 07/30/2018 10:44 PM EDT

W-L Record: 58-48

Choose a highlighted category to sort. NOTE: Rate stats do not use qualifiers.

		GI																										---GAMES BY POSITION---									
BATTERS		AVG	G	AB	R	H	2B	3B	HR	RBI	TB	BB	IBB	SO	SB	CS	OBP	SLG	OPS	SF	SAC	HBP	DP	1B	2B	3B	SS	OF	C	E							
*	Arias, Jean Carlos	.256	76	293	35	75	11	9	5	29	119	12	1	66	6	6	.287	.406	.693	1	2	1	3	0	0	0	0	67	0	3							
*	Baddoo, Aki	.248	88	339	69	84	18	7	9	31	143	62	1	101	20	5	.364	.422	.786	2	2	1	4	0	0	0	0	76	0	1							
	Banuelos, David	.222	63	225	23	50	13	0	1	18	66	9	0	65	1	2	.251	.293	.544	4	2	1	2	0	0	0	0	58	3								
	Bechtold, Andrew	.227	86	300	39	68	17	0	2	26	91	42	0	88	5	0	.325	.303	.628	1	1	2	3	1	23	61	0	0	7								
*	Cabbage, Trey	.244	74	254	30	62	14	4	7	34	105	23	2	86	1	0	.311	.413	.724	3	0	3	3	29	0	2	0	33	0	8							
*	Davis, Michael	.333	12	39	10	13	2	0	3	5	24	3	1	10	0	0	.381	.615	.996	0	0	0	1	0	0	0	12	0	0	1							
	Jeffers, Ryan	.261	6	23	2	6	4	0	1	5	13	4	0	5	0	0	.370	.565	.936	0	0	0	0	0	0	0	0	0	3	0							
#	Maciel, Gabriel	.154	3	13	2	2	0	0	0	0	2	3	0	2	1	1	.313	.154	.466	0	0	0	0	0	0	0	0	3	0	0							
T #	Maciel, Gabriel	.281	71	292	46	82	10	0	1	16	95	33	0	52	15	6	.360	.325	.685	0	1	3	4	0	0	0	0	71	0	4							
	Miranda, Jose	.279	98	377	48	105	22	1	12	70	165	24	0	47	0	1	.327	.438	.765	6	0	6	14	0	49	40	1	0	0	9							
	Montesino, Ariel	.206	10	34	3	7	2	0	0	2	9	4	0	8	0	0	.289	.265	.554	0	0	0	0	0	4	1	5	0	0	3							
*	Pearson, Jacob	.264	55	197	37	52	8	3	4	24	78	22	0	43	5	4	.339	.396	.735	1	0	1	1	0	0	0	0	46	0	0							
*	Rinn, Robby	.306	47	183	25	56	12	1	3	21	79	15	0	28	0	0	.366	.432	.798	1	0	3	3	42	0	0	0	0	0	0							
	Other	.291	362	1305	188	380	78	10	38	205	592	117	5	310	33	11	.350	.454	.804	16	6	10	26														
	Team Total	.268	106	3582	511	960	201	35	85	470	1486	340	10	859	72	30	.333	.415	.748	35	13	28	60														
PITCHERS		W	L	ERA	G	GS	CG	SHO	SV	SVO	IP	H	R	ER	HR	HB	BB	IBB	SO	BK	WP	GO/AO	DP	WHIP	AVG	AB	TBF	SF	GF	HLD							
	Acosta, Melvi	1	4	2.70	15	3	0	0	3	4	36.2	40	16	11	2	2	9	0	26	0	1	1.93	5	1.34	.280	143	156	1	8	0							
	Balazovic, Jordan	5	2	3.74	9	8	0	0	0	0	45.2	42	19	19	3	1	14	0	60	0	5	1.24	1	1.23	.240	175	191	1	0	0							
	Colina, Edwar	4	3	3.06	15	14	0	0	0	0	70.2	55	26	24	2	2	43	0	60	0	10	1.23	9	1.39	.212	259	305	1	1	0							
	Dobnak, Randy	7	3	3.53	17	14	1	0	0	0	99.1	113	41	39	5	3	17	0	64	0	2	0.90	9	1.31	.290	390	415	2	1	1							
	Duran, Jhoan	1	0	0.00	1	1	0	0	0	0	7.0	0	0	0	0	0	1	0	8	0	0	2.25	0	0.14	.000	21	22	0	0	0							
T	Duran, Jhoan	6	4	4.27	16	16	0	0	0	0	71.2	69	41	34	6	3	29	0	79	0	4	1.75	4	1.37	.248	278	312	1	0	0							
	Enlow, Blayne	2	3	3.28	15	13	0	0	1	1	68.2	70	31	25	3	6	27	0	46	2	3	1.13	9	1.41	.270	259	295	2	1	1							
	Faucher, Calvin	4	3	2.30	25	0	0	0	2	4	43.0	35	16	11	3	0	27	2	44	1	5	0.98	4	1.44	.227	154	185	2	13	3							
	Finkel, Jared	4	3	3.91	27	0	0	0	2	6	48.1	50	28	21	3	7	16	0	34	1	8	1.52	6	1.37	.267	187	214	3	20	1							
*	Marnon, Kevin	2	0	2.29	9	0	0	0	2	2	19.2	14	6	5	1	1	5	0	25	0	3	0.78	1	0.97	.200	70	77	1	5	1							
	Martinez, Jose	0	3	4.80	27	0	0	0	4	4	50.2	45	29	27	5	5	20	1	48	1	7	1.20	5	1.28	.238	189	215	1	13	2							
	Molina, Derek	2	0	2.89	9	0	0	0	0	0	18.2	12	8	6	0	0	13	0	24	0	3	0.55	2	1.34	.179	67	80	0	4	0							
	Ober, Bailey	7	1	3.84	14	14	0	0	0	0	75.0	71	32	32	7	0	9	0	88	0	1	0.83	4	1.07	.249	285	294	0	0	0							
	Ramirez, Rickey	0	2	5.06	7	0	0	0	1	3	10.2	10	6	6	0	0	6	0	9	0	0	1.00	0	1.50	.256	39	45	0	5	0							
*	Watson, Tyler	4	4	4.37	12	11	1	1	0	0	57.2	66	37	28	6	1	23	0	55	0	10	1.68	5	1.54	.293	225	252	2	0	0							
	Other	15	17	3.53	91	28	0	0	11	15	268.0	226	121	105	18	19	108	0	282	1	25	1.11	26	1.25	.232	976	1118	8	33	1							
	Team Total	58	48	3.51	106	106	2	12	26	39	919.2	849	416	359	58	47	338	3	873	6	83	1.53	86	1.29	.247	3439	3864	24	104	10							

KEY: * - lefthanded hitter/pitcher, # - switch hitter

SECOND HALF STANDINGS

Midwest League Eastern										Midwest League Western									
	W	L	PCT	GB	Home	Away	Div	Streak	Last10		W	L	PCT	GB	Home	Away	Div	Streak	Last10
Bowling Green Hot Rods	22	15	.595	-	11-7	11-8	16-9	W2	4-6	Cedar Rapids Kernels	26	11	.703	-	14-6	12-5	17-8	W1	7-3
Dayton Dragons	18	19	.486	4.0	10-11	8-8	12-13	L1	6-4	Peoria Chiefs	22	13	.629	3.0	11-6	11-7	14-9		7-3
Lansing Lugnuts	18	19	.486	4.0	8-11	10-8	15-10	W1	5-5	Beloit Snappers	21	14	.600	4.0	8-6	13-8	13-10		4-6
Lake County Captains	17	19	.472	4.5	9-9	8-10	12-13	L1	5-5	Quad Cities River Bandits	19	17	.528	6.5	8-12	11-5	13-11	L1	6-4
West Michigan Whitecaps	17	19	.472	4.5	7-11	10-8	13-12	W4	5-5	Clinton LumberKings	18	18	.500	7.5	10-8	8-10	10-14	W1	4-6
South Bend Cubs	17	20	.459	5.0	6-12	11-8	12-13	L5	3-7	Kane County Cougars	18	18	.500	7.5	9-9	9-9	13-12	W1	7-3
Fort Wayne TinCaps	16	20	.444	5.5	8-10	8-10	13-12	L2	3-7	Wisconsin Timber Rattlers	16	20	.444	9.5	9-9	7-11	9-15	L1	4-6
Great Lakes Loons	13	24	.351	9.0	4-12	9-12	7-18	W1	5-5	Burlington Bees	11	23	.324	13.5	6-12	5-11	7-17	W2	6-4

OVERALL STANDINGS

Midwest League Eastern										Midwest League Western									
	W	L	PCT	GB	Home	Away	Div	Streak	Last10		W	L	PCT	GB	Home	Away	Div	Streak	Last10
Bowling Green Hot Rods	69	37	.651	-	36-16	33-21	53-29	W2	4-6	Peoria Chiefs	61	44	.581	-	33-20	28-24	46-35		7-3
Lansing Lugnuts	61	46	.570	8.5	30-23	31-23	51-32	W1	5-5	Quad Cities River Bandits	59	47	.557	2.5	30-25	29-22	44-38	L1	6-4
West Michigan Whitecaps	53	53	.500	16.0	31-24	22-29	44-39	W4	5-5	Cedar Rapids Kernels	58	48	.547	3.5	30-27	28-21	44-38	W1	7-3
South Bend Cubs	51	55	.481	18.0	27-26	24-29	41-41	L5	3-7	Clinton LumberKings	57	49	.538	4.5	31-24	26-25	44-38	W1	4-6
Dayton Dragons	49	56	.467	19.5	32-25	17-31	35-46	L1	6-4	Beloit Snappers	53	51	.510	7.5	24-23	29-28	41-39		4-6
Fort Wayne TinCaps	48	57	.457	20.5	29-24	19-33	41-42	L2	3-7	Kane County Cougars	53	52	.505	8.0	25-23	28-29	42-41	W1	7-3
Lake County Captains	46	60	.434	23.0	27-26	19-34	36-47	L1	5-5	Wisconsin Timber Rattlers	47	58	.448	14.0	29-25	18-33	31-50	L1	4-6
Great Lakes Loons	37	68	.352	31.5	17-30	20-38	28-53	W1	5-5	Burlington Bees	41	62	.398	19.0	21-30	20-32	34-47	W2	6-4

Copyright 2018 by Major League Baseball Advanced Media.

Elizabethton Twins

Individual Statistics As of: 07/29/2018 09:17 PM EDT

W-L Record: 22-13

Choose a highlighted category to sort. NOTE: Rate stats do not use qualifiers.

	GI																				--GAMES BY POSITION--									
	AVG	G	AB	R	H	2B	3B	HR	RBI	TB	BB	IBB	SO	SB	CS	OBP	SLG	OPS	SF	SAC	HBP	DP	1B	2B	3B	SS	OF	C	E	
BATTERS																														
* Akins, Jared	.333	7	33	11	11	2	1	1	5	18	0	0	6	1	1	.343	.545	.888	1	0	1	1	0	0	0	0	7	0	1	
* Burns, Colton	.167	14	42	9	7	2	0	2	6	15	7	0	15	0	0	.300	.357	.657	0	0	1	0	0	0	0	14	0	2		
* Casanova, Trevor	.300	22	90	15	27	9	0	1	9	39	8	0	25	1	1	.364	.433	.797	0	0	1	5	1	0	0	0	12	1		
Celestino, Gilberto	.250	1	4	0	1	0	0	0	1	0	0	1	0	0	.250	.250	.500	0	0	0	0	0	0	0	0	1	0	0		
Cosgrove, Andrew	.298	13	47	8	14	2	0	1	10	19	7	0	10	0	0	.400	.404	.804	0	0	1	1	0	0	0	0	13	2		
De La Torre, Ricky	.264	25	87	13	23	6	1	3	11	40	11	0	27	1	0	.363	.460	.823	1	0	3	2	0	0	0	25	0	11		
* Encarnacion, Yeltsin	.350	5	20	6	7	2	0	0	3	9	4	0	2	1	0	.458	.450	.908	0	0	0	0	0	0	5	0	0	2		
Helman, Michael	.405	11	37	8	15	0	1	2	7	23	3	0	3	6	1	.465	.622	1.087	1	0	2	0	0	6	0	1	1	0	3	
* Keirse, DaShawn	.333	18	75	16	25	5	3	0	11	36	8	0	10	3	0	.393	.480	.873	1	0	0	2	0	0	0	0	17	0	0	
* Larnach, Trevor	.278	10	36	5	10	2	0	0	11	12	7	0	6	2	0	.391	.333	.725	2	0	1	1	0	0	0	0	9	0	0	
* Marrero, Lean	.283	27	106	22	30	3	1	0	8	35	11	0	16	5	1	.367	.330	.697	0	0	3	3	0	0	0	0	27	0	1	
# Molina, Robert	.375	2	8	1	3	0	0	0	3	3	0	0	2	0	0	.375	.375	.750	0	0	0	0	1	0	0	0	0	0	0	
Robles, Alex	.320	32	128	15	41	6	0	1	26	50	10	0	18	2	1	.367	.391	.758	1	0	0	4	0	0	31	0	0	0	8	
# Severino, Yunion	.295	22	95	15	28	5	0	3	14	42	7	0	20	0	0	.340	.442	.782	1	0	0	3	0	21	0	1	0	0	5	
Webb, Tyler	.268	10	41	8	11	0	0	0	5	11	2	0	12	3	0	.302	.268	.571	0	0	0	0	0	0	0	0	10	0	0	
Weiss, Albee	.187	21	75	12	14	3	0	4	10	29	7	0	19	0	0	.262	.387	.649	1	0	1	3	0	0	0	0	19	0	2	
Williams, Chris	.278	34	126	28	35	5	0	11	36	73	26	2	28	2	0	.400	.579	.979	2	0	1	2	33	0	0	0	0	4		
Other	.379	50	177	45	67	10	0	5	30	92	29	0	29	3	2	.486	.520	1.006	0	1	8	3								
Team Total	.301	35	1227	237	369	62	7	34	205	547	147	2	249	30	7	.383	.446	.829	11	1	23	30							54	
PITCHERS																														
Cabezas, Andrew	W	L	ERA	G	GS	CG	SHO	SV	SVO	IP	H	R	ER	HR	HB	BB	IBB	SO	BK	WP	GO/AO	DP	WHIP	AVG	AB	TBF	SF	GF	HLD	
* Funderburk, Kody	0	3	3.13	6	4	0	0	0	0	23.0	18	10	8	2	3	8	0	23	0	2	1.20	4	1.13	.212	85	96	0	0	1	
Gamez, Juan	1	0	2.81	5	4	0	0	0	1	16.0	16	5	5	1	1	9	0	15	0	1	1.55	3	1.56	.281	57	69	1	1	0	
Garcia, Pedro	0	1	6.00	9	0	0	0	0	0	18.0	20	13	12	1	2	12	0	23	0	3	3.43	1	1.78	.274	73	88	1	5	0	
Garcia, Pedro	2	2	6.98	7	5	0	0	0	0	19.1	16	19	15	1	1	22	0	19	1	5	1.53	2	1.97	.229	70	96	2	1	0	
Gomez, Moises	2	0	3.48	9	0	0	0	0	0	20.2	17	16	8	4	0	10	0	26	0	4	1.40	1	1.31	.215	79	89	0	0	1	
Howell, Tanner	0	0	11.57	3	0	0	0	0	0	4.2	8	7	6	1	0	2	0	2	0	0	0.50	0	2.14	.381	21	24	1	2	0	
Lakso, Blair	4	0	2.55	8	0	0	0	0	1	17.2	15	6	5	1	0	10	0	24	0	4	0.69	0	1.42	.227	66	76	0	1	1	
* Neff, Zach	3	1	3.18	8	0	0	0	2	4	11.1	10	7	4	1	0	5	0	14	0	1	1.50	2	1.32	.233	43	49	1	8	0	
Palm, Tyler	2	1	4.50	6	6	0	0	0	0	26.0	38	13	13	0	2	5	0	24	0	2	1.44	7	1.65	.358	106	113	0	0	0	
Pinkerton, Seth	0	0	6.75	9	0	0	0	2	2	16.0	13	13	12	3	3	16	0	16	0	7	2.50	3	1.81	.232	56	76	1	4	0	
Quezada, Johan	1	1	3.24	8	0	0	0	1	1	16.2	11	6	6	0	2	7	0	15	0	2	1.18	1	1.08	.175	63	72	0	2	3	
Rapp, Brian	0	2	3.74	6	4	0	0	0	0	21.2	27	12	9	2	1	4	0	20	0	3	1.05	0	1.43	.293	92	97	0	0	0	
Schulfer, Austin	2	0	3.15	6	3	0	0	0	0	20.0	19	10	7	1	1	7	0	16	0	1	1.33	1	1.30	.253	75	85	1	1	0	
Suniaga, Carlos	1	1	6.30	6	4	0	0	0	0	20.0	27	17	14	1	0	8	0	16	0	0	2.07	2	1.75	.314	86	94	0	0	0	
Winder, Josh	2	0	3.66	5	5	0	0	0	0	19.2	19	9	8	0	0	5	0	18	0	1	0.73	2	1.22	.257	74	80	1	0	0	
Other	2	1	5.52	18	0	0	0	4	4	31.0	28	20	19	0	3	14	1	43	1	5	1.08	0	1.35	.226	124	142	1	10	0	
Team Total	22	13	4.48	35	35	0	2	9	13	301.2	302	183	150	19	19	144	1	314	2	41	1.69	29	1.48	.258	1170	1346	10	35	6	

KEY: * - lefthanded hitter/pitcher, # - switch hitter

Appalachian League East

	W	L	PCT	GB	Home	Away	Div	Streak	Last10
Princeton Rays	25	12	.676	-	16-5	9-7	16-2	W4	7-3
Bluefield Blue Jays	23	16	.590	3.0	14-8	9-8	14-10	L5	4-6
Danville Braves	20	18	.526	5.5	11-8	9-10	8-10	L1	5-5
Pulaski Yankees	17	22	.436	9.0	8-10	9-12	8-10	W1	4-6
Burlington Royals	11	27	.289	14.5	7-13	4-14	2-16	L1	4-6

Appalachian League West

	W	L	PCT	GB	Home	Away	Div	Streak	Last10
Elizabethton Twins	22	13	.629	-	10-6	12-7	12-7	L1	6-4
Kingsport Mets	19	18	.514	4.0	10-9	9-9	10-9	W1	4-6
Bristol Pirates	17	20	.459	6.0	8-7	9-13	8-9	W1	5-5
Johnson City Cardinals	17	20	.459	6.0	7-11	10-9	6-10	W1	5-5
Greeneville Reds	16	21	.432	7.0	8-11	8-10	8-9	L1	6-4

GCL Twins (21-14) 1, GCL Orioles (9-26) 0
July 30, 2018

	1	2	3	4	5	6	7	8	9	R	H	E
GCL Twins	0	0	0	0	1	0	0	x	x	1	2	0
GCL Orioles	0	0	0	0	0	0	x	x	x	0	4	2

Game called (rain) with 2 out in the top of the 7th and a 0-0 count on Kidany Salva.

GCL Twins	AB	R	H	RBI	BB	SO	LOB	AVG	GCL Orioles	AB	R	H	RBI	BB	SO	LOB	AVG
Lee, 2B	3	0	0	0	0	0	2	.273	Jones, CF	3	0	1	0	0	0	1	.308
Mack, 3B	2	0	0	0	1	0	0	.191	Fregia, SS	2	0	1	0	1	1	1	.240
Hale, DH	3	0	0	0	0	1	0	.257	Evans, 1B	3	0	0	0	0	1	3	.252
Nunez, RF	3	0	0	0	0	2	1	.206	Brown, LF	3	0	1	0	0	2	1	.212
Cavaness, LF	3	0	0	0	0	2	0	.182	Denning, DH	2	0	0	0	0	1	2	.171
Salva, C	3	1	0	0	0	2	0	.259	Montanez, C	2	0	0	0	0	0	2	.238
Snyder, 1B	2	0	1	0	0	0	0	.273	Ham, 2B	2	0	1	0	0	0	0	.223
Garry Jr., CF	1	0	1	1	0	0	0	.169	Truitt, RF	1	0	0	0	0	1	0	.171
Marte, Ag, SS	2	0	0	0	0	1	2	.214	Baez, C, 3B	2	0	0	0	0	0	1	.193
Berroa, P	0	0	0	0	0	0	0	.000	Rodriguez, L, P	0	0	0	0	0	0	0	.000
Stowell, P	0	0	0	0	0	0	0	.000	Sedlock, P	0	0	0	0	0	0	0	.000
Totals	22	1	2	1	1	8	5	.265	Totals	20	0	4	0	1	6	11	.215

BATTING

2B: Snyder (6, Rodriguez, L).

TB: Garry Jr.; Snyder 2.

RBI: Garry Jr. (3).

Runners left in scoring position, 2 out: Lee.

SF: Garry Jr..

Team RISP: 0-for-4.

Team LOB: 3.

BASERUNNING

SB: Garry Jr. (4, 2nd base off Rodriguez, L/Montanez).

FIELDING

DP: (Marte, Ag-Snyder).

GCL Twins	IP	H	R	ER	BB	SO	HR	ERA
Berroa (W, 1-0)	5.0	3	0	0	1	4	0	2.70
Stowell (S, 2)	1.0	1	0	0	0	2	0	3.71
Totals	6.0	4	0	0	1	6	0	3.17

BATTING

TB: Jones; Fregia; Brown; Ham.

Runners left in scoring position, 2 out: Jones; Montanez; Brown.

SAC: Truitt.

GIDP: Evans.

Team RISP: 0-for-7.

Team LOB: 4.

BASERUNNING

SB: Jones (3, 2nd base off Stowell/Salva).

FIELDING

E: Fregia (3, fielding); Ham (8, fielding).

GCL Orioles	IP	H	R	ER	BB	SO	HR	ERA
Rodriguez, L (L, 0-4)	5.0	2	1	0	1	5	0	4.40
Sedlock	1.2	0	0	0	0	3	0	1.35
Totals	6.2	2	1	0	1	8	0	4.44

Game Scores: Berroa 66; Rodriguez, L 66.

WP: Berroa.

Groundouts-flyouts: Berroa 6-2; Stowell 1-0; Rodriguez, L 5-5; Sedlock 1-0.

Batters faced: Berroa 18; Stowell 4; Rodriguez, L 19; Sedlock 5.

Umpires: HP: Mitch Trzeciak. 1B: Kenny Jackson.

Weather: 86 degrees, partly cloudy.

Wind: 10 mph, R to L.

First pitch: 1:03 PM.

T: 2:02 (1:27 delay).

Venue: Ed Smith Stadium.

July 30, 2018

Compiled by MLB Advanced Media

Copyright 2018 by Major League Baseball Advanced Media.

GCL Twins

Individual Statistics As of: 07/30/2018 03:08 PM EDT

W-L Record: 21-14

Choose a highlighted category to sort. NOTE: Rate stats do not use qualifiers.

GI ---GAMES BY POSITION---

BATTERS	AVG	G	AB	R	H	2B	3B	HR	RBI	TB	BB	IBB	SO	SB	CS	OBP	SLG	OPS	SF	SAC	HBP	DP	1B	2B	3B	SS	OF	C	E	
* Cavaness, Christian	.182	4	11	2	2	0	0	0	1	2	1	0	6	0	0	.250	.182	.432	0	0	0	0	0	0	0	0	4	0	0	
De La Cruz, Yeremi	.750	2	8	3	6	3	0	1	9	12	0	0	0	0	0	.750	1.500	2.250	0	0	0	0	0	0	0	0	0	1	0	
* Garry Jr., Willie Joe	.169	25	59	11	10	3	0	0	3	13	7	1	19	4	2	.286	.220	.506	1	1	3	1	0	0	0	0	20	0	2	
Hale, Austin	.257	18	35	5	9	1	0	1	5	13	2	0	7	0	0	.289	.371	.661	1	1	0	0	0	0	0	0	0	17	1	
* Herrera, Edgarr	.314	11	35	4	11	2	0	0	3	13	3	0	7	1	0	.368	.371	.740	0	1	0	0	0	0	0	0	9	0	0	
* Lee, Hunter	.273	8	22	6	6	2	0	1	4	11	5	0	4	0	1	.407	.500	.907	0	0	0	1	0	7	0	0	0	0	0	
* Mack, Charles	.191	14	47	3	9	2	0	0	0	11	7	1	11	1	0	.309	.234	.543	0	0	1	1	0	0	13	0	0	0	2	
# Marte, Agustin	.214	22	70	7	15	3	0	0	4	18	6	0	16	3	1	.276	.257	.533	0	2	0	1	0	16	0	5	0	0	4	
Nunez, Alberoni	.206	31	107	11	22	5	0	0	12	27	5	0	32	1	2	.239	.252	.491	1	2	0	3	0	0	0	0	31	0	1	
Perez, Yeison	.271	23	59	4	16	6	0	1	13	25	3	0	8	0	0	.317	.424	.741	0	0	1	0	3	0	0	0	0	14	1	
* Rivera, Erick	.243	11	37	5	9	1	0	0	3	10	5	1	13	1	1	.333	.270	.604	0	0	0	0	0	0	0	0	11	0	0	
# Salva, Kidany	.259	27	81	11	21	4	0	0	9	25	6	0	13	2	0	.337	.309	.646	1	0	4	1	8	0	0	0	0	16	2	
Smith, LaRon	.261	8	23	3	6	1	0	0	1	7	7	0	0	0	0	.433	.304	.738	0	0	0	1	1	0	0	0	1	0	0	
* Snyder, Gabe	.273	30	99	13	27	6	0	2	15	39	11	1	24	2	2	.357	.394	.750	2	0	3	1	29	0	0	0	0	0	4	
Urena, Estamy	.295	22	78	10	23	4	0	0	12	27	9	1	8	4	1	.368	.346	.714	0	0	0	4	0	15	6	2	0	0	6	
* Vasquez, Samuel	.215	25	65	15	14	3	0	0	3	17	8	0	14	1	1	.307	.262	.568	1	2	1	0	0	0	0	0	22	0	0	
Villalobos, Janigson	.323	22	65	4	21	3	1	0	13	26	7	0	10	1	1	.389	.400	.789	0	0	0	2	0	0	0	0	0	14	1	
Other	.308	75	273	51	84	8	1	2	33	100	30	0	49	12	4	.387	.366	.754	4	2	8	2								
Team Total	.265	35	1174	168	311	57	2	8	143	396	122	5	243	33	16	.342	.337	.679	11	11	21	18								38

PITCHERS	W	L	ERA	G	GS	CG	SHO	SV	SVO	IP	H	R	ER	HR	HB	BB	IBB	SO	BK	WP	GO/AO	DP	WHIP	AVG	AB	TBF	SF	GF	HLD
* Balan, Petru	1	2	1.15	10	0	0	0	0	0	15.2	14	4	2	0	1	8	0	15	0	1	1.90	3	1.40	.241	58	67	0	1	3
Benninghoff, Tyler	1	2	4.79	6	3	0	0	0	0	20.2	15	11	11	1	2	15	0	18	1	4	0.33	0	1.45	.205	73	90	0	0	0
* Bentley, Denny	0	1	4.22	7	0	0	0	1	2	10.2	13	6	5	2	1	2	0	15	0	2	0.78	1	1.41	.295	44	47	0	2	0
Berroa, Prelander	1	0	2.70	6	6	0	0	0	0	26.2	19	9	8	0	2	10	0	22	0	4	1.20	3	1.09	.202	94	108	0	0	0
Breek, Donny	1	0	2.05	6	4	0	0	0	0	22.0	10	5	5	0	2	11	0	25	0	1	1.05	1	0.95	.137	73	87	0	0	0
* Cha, Erik	1	0	1.35	8	0	0	0	1	2	13.1	13	8	2	1	0	2	0	8	0	2	4.67	2	1.13	.245	53	57	1	3	0
Cruz, Steven	0	2	3.50	7	2	0	0	1	1	18.0	9	9	7	0	3	16	0	23	1	4	1.73	1	1.39	.145	62	81	0	2	1
* Featherstone, Zach	0	0	9.00	3	1	0	0	0	0	3.0	4	3	3	0	0	4	0	3	0	1	2.00	0	2.67	.308	13	17	0	0	0
German, Osiris	2	2	2.51	12	0	0	0	2	4	14.1	16	6	4	1	0	3	0	13	0	1	1.17	1	1.33	.296	54	58	1	7	1
Grace, Regi	2	0	0.00	3	0	0	0	0	0	8.1	6	3	0	0	1	2	0	7	0	1	1.57	2	0.96	.194	31	34	0	0	0
Leach, Landon	0	0	3.07	5	5	0	0	0	0	14.2	13	7	5	1	1	8	0	10	0	5	1.73	3	1.43	.255	51	62	1	0	0
Marin, Andriu	3	0	4.67	6	6	0	0	0	0	27.0	28	16	14	1	0	6	0	27	1	0	1.17	2	1.26	.264	106	113	0	0	0
Montero, Michael	2	1	3.43	7	1	0	0	0	0	21.0	18	9	8	1	4	6	0	13	0	2	0.88	0	1.14	.231	78	90	2	0	0
Navas, Junior	0	0	0.00	3	0	0	0	1	1	4.0	5	0	0	0	0	1	0	5	0	0	1.50	1	1.50	.333	15	16	0	2	0
* Perez, J.T.	1	0	2.79	8	0	0	0	0	0	9.2	12	6	3	0	1	4	0	11	0	0	1.43	2	1.66	.308	39	45	1	2	2
Rimmel, Niklas	0	0	0.00	2	0	0	0	0	0	3.1	2	0	0	0	0	1	0	2	0	0	0.75	0	0.90	.182	11	12	0	0	0
Stowell, Dylan	1	0	3.71	9	0	0	0	2	2	17.0	18	7	7	1	1	5	0	15	0	1	1.12	1	1.35	.265	68	75	1	5	2
Teng, Kai-Wei	1	2	4.13	6	5	0	0	0	0	24.0	20	11	11	0	2	10	0	28	1	4	1.53	1	1.25	.220	91	103	0	0	0
Torres, Frandy	1	1	5.56	11	0	0	0	0	0	11.1	15	7	7	1	2	9	0	16	0	2	0.80	1	2.12	.319	47	60	1	4	1
Other	3	1	2.49	13	2	0	0	3	4	21.2	16	7	6	0	2	7	0	20	1	4	0.78	1	1.06	.208	77	86	0	7	2
Team Total	21	14	3.17	35	35	0	5	11	16	306.1	266	134	108	10	25	130	0	296	5	39	1.53	26	1.29	.234	1138	1308	8	35	12

KEY: * - lefthanded hitter/pitcher, # - switch hitter

Gulf Coast League East

	W	L	PCT	GB	Home	Away	Div	Streak	Last10
GCL Cardinals	23	10	.697	-	10-7	13-3	23-10	W1	7-3
GCL Mets	19	16	.543	5.0	9-8	10-8	19-16	L2	5-5
GCL Astros	17	16	.515	6.0	9-8	8-8	17-16		5-5
GCL Nationals	14	20	.412	9.5	7-10	7-10	14-20	W3	5-5
GCL Marlins	12	23	.343	12.0	6-11	6-12	12-23	L1	4-6

Gulf Coast League Northeast

	W	L	PCT	GB	Home	Away	Div	Streak	Last10
GCL Phillies East	19	13	.594	-	12-4	7-9	9-2	W3	5-5
GCL Braves	15	17	.469	4.0	5-11	10-6	6-5	W1	7-3
GCL Tigers East	15	17	.469	4.0	7-9	8-8	5-6	W1	5-5
GCL Yankees East	11	22	.333	8.5	7-9	4-13	3-10	L2	3-7

Gulf Coast League Northwest

	W	L	PCT	GB	Home	Away	Div	Streak	Last10
GCL Tigers West	23	10	.697	-	12-5	11-5	13-3	W2	7-3
GCL Yankees West	16	15	.516	6.0	8-7	8-8	9-4		5-5
GCL Phillies West	17	16	.515	6.0	10-5	7-11	6-10		4-6
GCL Blue Jays	15	16	.484	7.0	7-9	8-7	5-11	L1	4-6
GCL Pirates	13	18	.419	9.0	9-8	4-10	5-10	L1	5-5

Gulf Coast League South

	W	L	PCT	GB	Home	Away	Div	Streak	Last10
GCL Red Sox	21	14	.600	-	11-6	10-8	21-14	W1	6-4
GCL Twins	21	14	.600	-	11-7	10-7	21-14	W3	6-4
GCL Rays	19	16	.543	2.0	8-9	11-7	19-16	L1	7-3
GCL Orioles	9	26	.257	12.0	5-13	4-13	9-26	L3	1-9

DSL Twins (34-14) 9, DSL Mets1 (28-20) 4
July 30, 2018

	1	2	3	4	5	6	7	8	9	R	H	E
DSL Mets1	0	0	1	0	0	0	0	1	2	4	11	3
DSL Twins	0	4	0	1	1	0	0	3	x	9	12	1

DSL Mets1	AB	R	H	RBI	BB	SO	LOB	AVG
Sanchez, E, RF	4	2	2	0	1	0	0	.171
Valerio, F, 2B	5	0	3	1	0	0	2	.281
Rodriguez, E, DH	5	0	1	0	0	2	4	.362
Regnault, C	4	1	1	2	1	0	3	.322
Hernandez, A, CF	4	0	1	0	1	0	4	.241
Nunez, M, SS	4	0	1	1	0	1	3	.230
De La Rosa, LF	4	0	1	0	0	2	2	.253
Martinez, Jo, 1B	3	0	0	0	1	0	1	.238
Parra, 3B	4	1	1	0	0	1	1	.203
Diaz, E, P	0	0	0	0	0	0	0	.000
Rodriguez, R, P	0	0	0	0	0	0	0	.000
Rodriguez, M, P	0	0	0	0	0	0	0	.000
Angela, P	0	0	0	0	0	0	0	.000
Totals	37	4	11	4	4	6	20	.239

BATTING

2B: Regnault (12, Rodriguez); Nunez, M (5, Garcia); Parra (7, Feliz).

TB: Nunez, M 2; De La Rosa; Regnault 2; Hernandez, A; Sanchez, E 2; Rodriguez, E; Valerio, F 3; Parra 2.

RBI: Regnault 2 (32); Nunez, M (9); Valerio, F (13).

2-out RBI: Regnault.

Runners left in scoring position, 2 out: Hernandez, A 3; Nunez, M 2; Valerio, F.

GIDP: Hernandez, A.

Team RISP: 4-for-13.

Team LOB: 10.

BASERUNNING

PO: Hernandez, A (3rd base by Garcia).

FIELDING

E: Diaz, E (1, pickoff); Regnault 2 (4, throw, pickoff).

Pickoffs: Rodriguez, R 3 (Urdaneta at 1st base, Gomez at 1st base, Milla at 1st base).

DSL Mets1	IP	H	R	ER	BB	SO	HR	ERA
Diaz, E (L, 1-1)	2.0	4	4	2	1	2	0	3.00
Rodriguez, R	3.0	3	2	2	1	0	0	3.80
Rodriguez, M	2.2	5	3	3	1	2	0	4.73
Angela	0.1	0	0	0	0	0	0	2.49
Totals	8.0	12	9	7	3	4	0	3.01

Game Scores: Diaz, E 32; Rodriguez 59.

WP: Diaz, E; Rodriguez, R 2; Rodriguez, M 2; Rodriguez; Feliz.

Balk: Rodriguez, M.

HBP: Morales (by Rodriguez, R); Morales (by Rodriguez, M).

Groundouts-flyouts: Diaz, E 2-2; Rodriguez, R 2-3; Rodriguez, M 2-2; Angela 0-1; Rodriguez 6-2; Garcia 3-3; Feliz 1-0.

Batters faced: Diaz, E 11; Rodriguez, R 11; Rodriguez, M 15; Angela 1; Rodriguez 21; Garcia 14; Feliz 6.

Inherited runners-scored: Angela 2-0.

Umpires: HP: Derreck Pacheco. 1B: Julio Jose.

Weather: 90 degrees, sunny.

Wind: 1 mph, In from LF.

First pitch: 10:35 AM.

T: 3:10.

Venue: TBD.

July 30, 2018

Compiled by MLB Advanced Media

DSL Twins	AB	R	H	RBI	BB	SO	LOB	AVG
Morales, C	3	1	1	1	0	1	0	.308
Heredia, V, 1B	5	0	1	0	0	1	4	.356
Feliz, 3B	4	0	0	0	0	0	2	.306
Milla, CF	4	2	3	1	0	0	0	.320
Caceres, DH	2	1	0	0	2	0	1	.263
Santana, R, RF	4	2	2	1	0	0	1	.310
Urdaneta, SS	3	1	2	1	0	1	1	.316
Carrillo, LF	3	1	0	0	1	1	3	.280
Gomez, 2B	4	1	3	2	0	0	0	.286
Rodriguez, P	0	0	0	0	0	0	0	.000
Garcia, P	0	0	0	0	0	0	0	.000
Feliz, P	0	0	0	0	0	0	0	.000
Totals	32	9	12	6	3	4	12	.271

BATTING

2B: Morales (11, Diaz, E).

3B: Gomez (1, Diaz, E); Milla (2, Rodriguez, M).

TB: Milla 5; Gomez 5; Heredia, V; Santana, R 2; Urdaneta 2; Morales 2.

RBI: Urdaneta (11); Morales (16); Gomez 2 (10); Milla (18);

Santana, R (18).

2-out RBI: Morales; Gomez 2; Milla.

Runners left in scoring position, 2 out: Heredia, V 2; Carrillo.

SF: Urdaneta.

Team RISP: 6-for-13.

Team LOB: 5.

BASERUNNING

SB: Santana, R (9, 3rd base off Diaz, E/Regnault).

CS: Gomez (3, 2nd base by Rodriguez, R/Regnault); Milla (8, 2nd base by Rodriguez, R/Regnault).

PO: Urdaneta (1st base by Rodriguez, R); Gomez (1st base by Rodriguez, R); Milla (1st base by Rodriguez, R).

FIELDING

E: Feliz (14, fielding).

DP: (Feliz-Gomez-Heredia, V).

Pickoffs: Garcia (Hernandez, A at 3rd base).

DSL Twins	IP	H	R	ER	BB	SO	HR	ERA
Rodriguez (W, 3-1)	5.0	5	1	1	1	4	0	5.70
Garcia (H, 4)	3.0	3	1	0	3	1	0	3.60
Feliz	1.0	3	2	2	0	1	0	12.71
Totals	9.0	11	4	3	4	6	0	3.85

Copyright 2018 by Major League Baseball Advanced Media.

DSL Twins

Individual Statistics As of: 07/31/2018 02:29 AM EDT

W-L Record: 34-14

Choose a highlighted category to sort. NOTE: Rate stats do not use qualifiers.

GI ---GAMES BY POSITION---

BATTERS	AVG	G	AB	R	H	2B	3B	HR	RBI	TB	BB	IBB	SO	SB	CS	OBP	SLG	OPS	SF	SAC	HBP	DP	1B	2B	3B	SS	OF	C	E	
* Aguiar, Carlos	.226	30	93	18	21	4	3	2	23	37	12	1	26	6	5	.321	.398	.719	2	2	2	0	0	0	0	0	30	0	3	
Baez, Luis	.149	34	74	12	11	1	1	1	9	17	7	0	20	8	2	.264	.230	.494	1	0	5	1	0	0	0	0	29	0	1	
# Caceres, Jim	.263	35	114	27	30	3	4	3	17	50	20	0	16	10	4	.387	.439	.825	0	0	3	1	0	12	2	14	0	0	9	
* Carrillo, Brahiap	.280	30	93	21	26	3	5	0	13	39	14	0	23	7	2	.370	.419	.790	1	0	0	1	0	0	0	0	29	0	2	
Castro, Wilfri	.193	16	57	10	11	1	0	0	2	12	7	0	13	3	2	.333	.211	.544	0	1	5	1	0	0	0	0	0	14	1	
Feliz, Jesus	.306	33	124	16	38	10	4	3	21	65	3	0	21	7	5	.338	.524	.863	2	1	4	2	0	6	9	18	0	0	14	
* Gomez, Luis	.286	24	77	19	22	5	1	0	10	29	15	0	19	9	3	.402	.377	.779	0	1	0	0	0	4	4	12	2	0	4	
Heredia, Victor	.356	40	149	37	53	11	4	6	38	90	9	0	24	1	2	.391	.604	.995	7	0	4	1	38	0	0	0	0	1	4	
# Martinez, Francisco	.274	25	84	11	23	2	6	2	18	43	10	0	35	2	2	.347	.512	.859	1	0	0	1	0	0	0	0	10	0	3	
* Milla, Luis	.320	31	100	17	32	7	2	3	18	52	14	0	23	6	8	.400	.520	.920	1	2	0	2	0	0	0	0	31	0	1	
Morales, Jeferson	.308	35	117	28	36	11	3	0	16	53	26	0	15	12	8	.467	.453	.920	0	0	9	0	0	0	0	0	1	25	7	
Pena, Yelinson	.222	19	63	8	14	3	0	0	8	17	13	0	12	2	2	.355	.270	.625	0	0	0	0	0	0	15	0	0	0	10	
* Reyes, Felix	.077	6	13	0	1	0	0	0	0	1	1	0	4	0	0	.143	.077	.220	0	0	0	0	0	0	0	0	0	6	0	0
Roberto, Nelson	.167	16	54	4	9	1	3	0	5	16	2	0	32	1	1	.211	.296	.507	0	0	1	1	0	0	0	0	15	0	0	
# Santana, Ruben	.310	32	116	29	36	13	3	0	18	55	12	1	12	9	4	.379	.474	.853	2	1	2	1	2	12	1	1	15	0	5	
# Toribio, Sergio	.231	13	39	7	9	2	1	0	5	13	3	0	13	1	0	.286	.333	.619	0	1	0	2	1	0	0	0	0	11	2	
# Urdaneta, Nomar	.316	26	79	23	25	1	3	0	11	32	12	0	15	1	6	.429	.405	.834	2	1	5	1	0	16	0	4	0	0	5	
Valdez, Wander	.233	33	120	24	28	5	4	3	23	50	19	1	28	2	2	.345	.417	.762	1	0	2	1	13	0	22	0	0	0	2	
Team Total	.271	48	1566	311	425	83	47	23	255	671	199	3	351	87	58	.365	.428	.793	20	10	42	16								79

PITCHERS	W	L	ERA	G	GS	CG	SHO	SV	SVO	IP	H	R	ER	HR	HB	BB	IBB	SO	BK	WP	GO/AO	DP	WHIP	AVG	AB	TBF	SF	GF	HLD
Banks, Alex	0	1	18.00	4	1	0	0	0	1	4.0	9	8	8	0	2	4	0	3	1	2	0.14	0	3.25	.450	20	26	0	0	0
Bermudez, Jose	2	3	4.22	10	9	0	0	0	0	42.2	39	21	20	1	1	10	0	46	1	11	1.62	3	1.15	.242	161	172	0	0	0
* Carrillo, Brahiap	1	0	0.00	1	0	0	0	0	0	0.2	0	0	0	0	1	1	0	0	0	0	1.00	0	1.50	.000	2	4	0	1	0
Castro, Cristian	2	3	4.30	13	6	0	0	0	0	37.2	36	28	18	3	5	22	0	30	0	4	1.41	4	1.54	.255	141	170	1	3	0
Causado, Moises	0	0	0.00	3	0	0	0	1	1	3.2	2	0	0	0	0	3	0	2	0	0	2.00	0	1.36	.154	13	16	0	1	0
* De La Cruz, Luciano	5	0	4.94	15	0	0	0	2	4	31.0	32	20	17	2	1	16	0	36	0	3	1.22	1	1.55	.254	126	145	1	3	1
Escobar, Anthony	4	1	1.04	11	10	0	0	0	0	52.0	27	13	6	0	6	10	0	45	0	3	1.52	2	0.71	.148	183	199	0	0	0
Feliz, Rafael	0	1	12.71	5	0	0	0	0	1	5.2	11	10	8	1	0	2	0	5	0	2	3.00	1	2.29	.393	28	30	0	2	1
Garcia, Yeremi	1	0	3.60	9	0	0	0	1	2	15.0	19	7	6	0	0	8	0	11	0	4	1.14	2	1.80	.317	60	68	0	2	4
German, Giovahniey	1	0	14.14	8	0	0	0	0	0	7.0	12	11	11	2	4	5	0	3	0	4	0.56	1	2.43	.429	28	38	1	0	3
Guevara, Jose	1	1	0.87	12	0	0	0	4	4	20.2	16	3	2	0	1	9	0	25	2	1	1.40	1	1.21	.208	77	87	0	9	0
Guzman, Yoiby	1	0	5.76	14	0	0	0	1	2	25.0	24	23	16	1	2	15	0	30	0	9	3.90	2	1.56	.233	103	120	0	7	2
Martinez, Francisco	0	0	6.75	1	0	0	0	0	0	1.1	2	1	1	0	0	1	0	3	0	0	1.00	0	2.25	.333	6	7	0	1	0
Mateo, Yordin	3	1	3.35	11	8	0	0	1	1	37.2	33	18	14	2	2	15	1	28	0	5	1.08	2	1.27	.236	140	159	2	2	0
Moreno, Danny	0	0	1.62	12	0	0	0	4	4	16.2	8	4	3	0	2	2	0	17	0	2	1.69	0	0.60	.133	60	64	0	10	0
Perez, Bryant	2	0	0.00	5	0	0	0	0	0	10.0	3	1	0	0	1	4	0	16	0	2	0.63	0	0.70	.094	32	37	0	1	0
Rodriguez, Miguel	3	1	5.70	11	3	0	0	0	1	23.2	23	17	15	0	0	10	0	24	0	3	1.18	0	1.39	.253	91	105	2	1	0
Sanchez, Fernando	5	0	4.30	14	0	0	0	0	1	23.0	16	13	11	1	5	13	0	16	0	5	1.29	3	1.26	.200	80	98	0	4	2
* Toledo, Jesus	2	1	3.75	10	9	0	0	0	0	36.0	28	21	15	0	4	18	0	41	1	12	3.06	1	1.28	.201	139	164	1	0	0
Other	1	1	3.18	7	2	0	0	0	0	22.2	22	12	8	0	0	10	0	28	0	3	0.79	1	1.41	.242	91	103	2	1	0
Team Total	34	14	3.85	48	48	0	3	14	22	416.0	362	231	178	13	37	178	1	409	5	75	2.00	24	1.30	.229	1581	1812	10	48	13

KEY: * - lefthanded hitter/pitcher, # - switch hitter

Dominican Summer League South

	W	L	PCT	GB	Home	Away	Div	Streak	Last10
DSL Twins	34	14	.708	-	18-6	16-8	34-14		7-3
DSL Cardinals Blue	33	15	.688	1.0	18-7	15-8	33-15		7-3
DSL Mets1	28	20	.583	6.0	16-7	12-13	28-20		7-3
DSL Nationals	25	24	.510	9.5	13-11	12-13	25-24	W1	3-7
DSL Phillies Red	21	28	.429	13.5	15-10	6-18	21-28	W2	7-3
DSL Yankees	20	29	.408	14.5	11-14	9-15	20-29	W1	4-6
DSL Rockies	18	30	.375	16.0	9-14	9-16	18-30		3-7
DSL Angels	14	33	.298	19.5	10-14	4-19	14-33		2-8

Minor League Clips

Monday's top prospect performers

Mike Rosenbaum | MLB.com | July 31, 2018

Making his Twins organizational debut, Jhoan Duran was untouchable, firing seven hitless innings to help lead Class A Cedar Rapids over Quad Cities, 8-0.

Duran fans eighth batter

Minnesota's No. 22 prospect struck out eight and issued one walk while throwing 59 of 92 pitches for strikes. He retired the first 12 batters he faced before permitting a leadoff walk in the fifth inning. He ultimately faced one over the minimum in the outing, which tied for the longest of his career.

Acquired from Arizona, along with Gabriel Maciel and Ernie De La Trinidad last Friday in exchange for Eduardo Escobar, Duran, 20, had pitched to a 4.73 ERA with 71 strikeouts in 64 2/3 innings (15 starts) with Class A Kane County before the trade. The 6-foot-5, 175-pound right-hander was originally signed by the D-backs for just \$65,000 back in December 2014.

Maciel, No. 17 on the Twins' Top 30, went 1-for-5 and scored two runs out of the leadoff spot of the Kernels, while Jose Miranda (No. 28) finished 3-for-5 with a homer, double and five RBIs. The 20-year-old infielder is hitting .279 on the season, with 12 homers, 22 doubles and 70 RBIs in 98 games.

MLB Pipeline's Prospect Team of the Week

Jim Callis | MLB.com | July 30, 2018

MLB Pipeline's Prospect Team of the Week honors the best performances from the previous seven days. Any Minor Leaguer currently on an organization Top 30 Prospects list on our Prospect Watch is eligible.

When the White Sox traded Jose Quintana to the Cubs last July, they acquired not one but two Top 100 Prospects as part of a four-player package. Outfielder Eloy Jimenez monopolizes the headlines and ranks as the No. 3 prospect in baseball, though right-hander Dylan Cease is climbing the charts and sits at No. 45.

Cease might have been a first-round pick as a Georgia high schooler in 2014, but a right elbow injury that required Tommy John surgery derailed those plans. He has been brought along slowly since signing for \$1.5 million as a sixth-rounder, not topping 100 innings in a season until this season.

Cease has a 94-98 mph fastball that reaches triple digits as well as one of the best curveballs in the Minors, and both pitches were working on Wednesday. He recorded his best start of the season, retiring the first 20 batters while striking out 12 in seven shutout innings. That earned Cease his second Prospect Team of the Week acclaim of the year and improved his overall record to 11-2 with a 2.87 ERA, 124 strikeouts and a .199 opponent average in 100 1/3 innings between high Class A and Double-A.

1B: Brent Rooker, Chattanooga Lookouts (Double-A)

(Twins' No. 7 prospect)

.500/.606/.923, 7 G, 26 AB, 5 R, 13 H, 2 2B, 3 HR, 7 RBI, 7 BB, 3 SO

After joining Rafael Palmeiro as the only players to win the Southeastern Conference Triple Crown, Rooker has an outside chance to accomplish the feat in the Southern League. He had three homers and five multihit games last week and ranks first in the SL in RBI (67), second in homers (20) and sixth in batting (.277). Rooker is hitting .277/.343/.522 overall and .313/.398/.627 in the past two months.

OF: Alex Kirilloff, Fort Myers Miracle (high Class A)

(Twins' No. 2 prospect/MLB No. 31)

.556/.581/.889, 7 G, 27 AB, 9 R, 15 H, 6 2B, 1 HR, 8 RBI, 3 BB, 4 SO

Kirilloff continued his strong comeback after missing all of 2017 following Tommy John surgery, leading all Minor Leaguers with 15 hits while earning his second PTOW accolade of the year. He had five multihit games, extended his hitting streak to 13 contests and raised his season line to .350/.396/.596 with 16 homers in 99 contests between two Class A stops.