









SAN FRANCISCO GIANTS ORGANIZATIONAL REPORT

April 27, 2018

		SACRAMENTO RIVER CATS (AAA)	STANDINGS																																												
	<p>W2, 8-3 vs. Reno</p> <p>W: Andrew Suarez (2-0) L: Braden Shipley (2-2)</p> <p>It was a solid night on offense with 12 hits, including four home runs by IF Alen Hanson, OF Chris Shaw, IF Kyle Jenson, and OF Austin Slater.</p>	<table border="1"> <thead> <tr> <th>Team</th> <th>W</th> <th>L</th> <th>GB</th> <th>PL</th> </tr> </thead> <tbody> <tr> <td>SAC</td> <td>9</td> <td>11</td> <td>5.5</td> <td>3rd</td> </tr> <tr> <td>RIC</td> <td>12</td> <td>7</td> <td>--</td> <td>1st</td> </tr> <tr> <td>SJ</td> <td>13</td> <td>8</td> <td>--</td> <td>1st</td> </tr> <tr> <td>AUG</td> <td>14</td> <td>6</td> <td>--</td> <td>1st</td> </tr> <tr> <td>SK</td> <td>--</td> <td>--</td> <td>--</td> <td>--</td> </tr> <tr> <td>AZL1</td> <td>--</td> <td>--</td> <td>--</td> <td>--</td> </tr> <tr> <td>AZL2</td> <td>--</td> <td>--</td> <td>--</td> <td>--</td> </tr> <tr> <td>DSL</td> <td>--</td> <td>--</td> <td>--</td> <td>--</td> </tr> </tbody> </table>	Team	W	L	GB	PL	SAC	9	11	5.5	3rd	RIC	12	7	--	1st	SJ	13	8	--	1st	AUG	14	6	--	1st	SK	--	--	--	--	AZL1	--	--	--	--	AZL2	--	--	--	--	DSL	--	--	--	--
	Team	W	L	GB	PL																																										
SAC	9	11	5.5	3rd																																											
RIC	12	7	--	1st																																											
SJ	13	8	--	1st																																											
AUG	14	6	--	1st																																											
SK	--	--	--	--																																											
AZL1	--	--	--	--																																											
AZL2	--	--	--	--																																											
DSL	--	--	--	--																																											
	<p>RICHMOND FLYING SQUIRRELS (AA)</p> <p><i>Off Day</i></p>																																														
	<p>SAN JOSE GIANTS (High-A)</p> <p><i>Off Day</i></p>	<p>PITCHER OF THE DAY</p> <p>Sacramento LHP Andrew Suarez pitched masterfully going 7.0 innings, allowing three hits and one walk while striking out nine. His nine strikeouts were the most by a Sacramento pitcher this season</p>																																													
	<p>AUGUSTA GREENJACKETS (Low-A)</p> <p>W5, 8-7 at Greenville</p> <p>W: Aaron Phillips (1-0) L: Nick Duron (0-4) SV: Olbis Parra (2)</p> <p>Early run production gave Augusta an early 7-0 lead, highlighted by a two-run home run from IF Jacob Gonzalez.</p>																																														
	<p>SALEM-KEIZER VOLCANOES (Class-A Short Season)</p> <p><i>Season starts on June 15</i></p>	<p>PLAYER OF THE DAY</p> <p>Sacramento OF Austin Slater had a strong night at the plate going 3-for-4 with two RBI, and two runs. He clubbed a solo shot to right field in the 5th, his first of the season and raised his batting average to .358.</p>																																													
	<p>ARIZONA ROOKIE LEAGUE GIANTS 1</p> <p><i>Season starts mid-June</i></p>																																														
	<p>ARIZONA ROOKIE LEAGUE GIANTS 2</p> <p><i>Season starts mid-June</i></p>	<p>AWARDS</p> <p><u>Player of the Week</u> Mac Williamson April 5-15</p>																																													
	<p>DSL GIANTS</p> <p><i>Season starts mid-June</i></p>																																														

Sacramento River Cats (9-11) 8, Reno Aces (6-15) 3
April 26, 2018

	1	2	3	4	5	6	7	8	9	R	H	E
Reno	0	0	0	0	0	1	0	0	2	3	5	0
Sacramento	2	0	5	0	1	0	0	0	x	8	12	0

Reno	AB	R	H	RBI	BB	SO	LOB	AVG
Vargas, I, 2B	3	0	0	1	0	0	1	.233
Reinheimer, SS	3	1	0	0	1	2	0	.243
Puello, RF	4	0	0	0	0	3	1	.259
Brito, CF	4	1	2	0	0	0	0	.308
Decker, 1B	3	0	1	0	1	1	1	.259
Tomas, LF	4	0	1	2	0	2	1	.247
Perez, M, C	3	0	0	0	1	0	2	.294
Negron, 3B	3	0	0	0	0	2	1	.197
Shiple, P	2	1	1	0	0	1	1	.167
Hagens, P	1	0	0	0	0	0	0	.000
Totals	30	3	5	3	3	11	8	.248

Sacramento	AB	R	H	RBI	BB	SO	LOB	AVG
Duggar, CF	5	0	1	0	0	2	2	.275
Hanson, 2B	3	2	1	1	1	1	1	.424
Shaw, LF	3	2	2	1	1	0	0	.247
Slater, RF	4	2	3	2	0	0	1	.358
Jones, R, 3B	4	1	1	1	0	1	2	.270
Jensen, 1B	4	1	2	3	0	0	1	.197
Arnold, C	4	0	2	0	0	1	0	.133
d'Arnaud, C, SS	4	0	0	0	0	1	3	.254
Suarez, An, P	3	0	0	0	0	2	1	.000
Smith, W, P	0	0	0	0	0	0	0	.000
a-Gindl, PH	0	0	0	0	1	0	0	.000
Younginer, P	0	0	0	0	0	0	0	.000
Totals	34	8	12	8	3	8	11	.276

a-Walked for Smith, W in the 8th.

BATTING

3B: Shiple (1, Suarez, An).
TB: Shiple 3; Brito 2; Decker; Tomas.
RBI: Vargas, I (10); Tomas 2 (10).
2-out RBI: Tomas 2.
Runners left in scoring position, 2 out: Perez, M.
SF: Vargas, I.
GIDP: Decker.
Team RISP: 1-for-2.
Team LOB: 4.

FIELDING

DP: 2 (Reinheimer-Decker; Negron-Decker).

BATTING

2B: Slater (8, Shiple).
HR: Hanson (3, 1st inning off Shiple, 0 on, 1 out); Shaw (4, 1st inning off Shiple, 0 on, 1 out); Jensen (2, 3rd inning off Shiple, 2 on, 1 out); Slater (1, 5th inning off Shiple, 0 on, 0 out).
TB: Jensen 5; Arnold 2; Duggar; Hanson 4; Slater 7; Jones, R; Shaw 5.
RBI: Hanson (9); Shaw (13); Slater 2 (13); Jones, R (6); Jensen 3 (12).
Runners left in scoring position, 2 out: Jensen; Duggar.
GIDP: Jones, R; d'Arnaud, C.
Team RISP: 3-for-7.
Team LOB: 5.

FIELDING

DP: (Jones, R-Hanson-Jensen).

Reno	IP	H	R	ER	BB	SO	HR	ERA
Shiple (L, 2-2)	5.0	9	8	8	1	5	4	6.26
Hagens	3.0	3	0	0	2	3	0	5.00
Totals	8.0	12	8	8	3	8	4	6.22

Sacramento	IP	H	R	ER	BB	SO	HR	ERA
Suarez, An (W, 2-0)	7.0	3	1	1	1	9	0	1.08
Smith, W	1.0	0	0	0	0	1	0	0.00
Younginer	1.0	2	2	2	2	1	0	7.00
Totals	9.0	5	3	3	3	11	0	5.38

Game Scores: Shiple 7; Suarez, An 80.

Pitches-strikes: Shiple 82-55; Hagens 51-27; Suarez, An 85-63; Smith, W 7-5; Younginer 29-17.

Groundouts-flyouts: Shiple 3-3; Hagens 2-1; Suarez, An 6-3; Smith, W 1-1; Younginer 1-1.

Batters faced: Shiple 25; Hagens 12; Suarez, An 24; Smith, W 3; Younginer 7.

Umpires: HP: Roberto Ortiz. 1B: Bryan Fields. 2B: Alex Ziegler. 3B: Sean Allen.

Weather: 63 degrees, clear.

Wind: 14 mph, Out to RF.

First pitch: 7:07 PM.

T: 2:21.

Att: 5,436.

Venue: Raley Field.

April 26, 2018

Compiled by MLB Advanced Media

Copyright 2018 by Major League Baseball Advanced Media.

Sacramento River Cats Individual Statistics As of: 04/27/2018 12:33 AM EDT

W-L Record: 9-11

Choose a highlighted category to sort. NOTE: Rate stats do not use qualifiers.

GI ---GAMES BY POSITION---

BATTERS	AVG	G	AB	R	H	2B	3B	HR	RBI	TB	BB	IBB	SO	SB	CS	OBP	SLG	OPS	SF	SAC	HBP	DP	1B	2B	3B	SS	OF	C	E
Arnold, Jeff	.133	5	15	1	2	0	0	0	0	2	3	0	8	0	0	.278	.133	.411	0	0	0	1	0	0	0	0	0	5	0
Brown, Trevor	.176	6	17	1	3	1	0	0	2	4	2	0	2	0	0	.263	.235	.498	0	0	0	1	0	0	0	0	0	6	0
Calixte, Orlando	.224	16	49	5	11	2	1	0	4	15	5	0	12	1	0	.309	.306	.615	0	0	1	2	0	0	2	10	3	0	4
d'Arnaud, Chase	.254	17	63	13	16	5	1	3	12	32	7	0	21	3	1	.347	.508	.855	0	0	2	1	3	1	3	10	0	0	2
* Duggar, Steven	.275	17	69	12	19	5	0	0	4	24	9	0	22	3	2	.359	.348	.707	0	0	0	0	0	0	0	0	17	0	4
* Gindl, Caleb		1	0	0	0	0	0	0	0	0	1	0	0	0	0	1.000		1.000	0	0	0	0	0	0	0	0	0	0	0
# Gomez, Miguel	.091	3	11	1	1	0	0	0	1	1	0	0	4	0	0	.091	.091	.182	0	0	0	0	0	2	0	0	0	0	0
# Hanson, ALEN	.424	17	59	16	25	5	1	3	9	41	7	0	7	6	1	.493	.695	1.187	0	0	1	0	0	14	0	2	1	0	1
Jensen, Kyle	.197	17	61	8	12	1	0	2	12	19	10	0	25	0	0	.301	.311	.613	2	0	0	0	12	0	0	0	0	0	1
* Jones, Ryder	.270	16	63	5	17	4	0	0	6	21	5	0	16	1	1	.333	.333	.667	0	0	1	1	1	0	14	0	0	0	3
Perez, Eury	.250	4	16	1	4	1	0	0	1	5	0	0	2	0	0	.250	.313	.563	0	0	0	0	0	0	0	0	3	0	0
Rutledge, Josh	.059	6	17	0	1	0	0	0	0	1	1	0	8	0	1	.111	.059	.170	0	0	0	0	0	5	1	0	0	0	2
# Sanchez, Hector	.297	12	37	8	11	3	0	1	5	17	6	0	7	0	0	.409	.459	.869	0	0	1	0	0	0	0	0	0	12	0
# Schroder, Myles	.350	7	20	5	7	0	1	2	6	15	2	0	6	1	2	.391	.750	1.141	1	0	0	0	6	0	1	0	0	0	2
* Shaw, Chris	.247	18	73	8	18	3	0	4	13	33	5	0	30	0	0	.313	.452	.765	0	0	2	0	0	0	0	0	15	0	0
Slater, Austin	.358	14	53	13	19	8	2	1	13	34	5	0	6	1	0	.435	.642	1.077	1	0	3	2	0	0	0	0	13	0	0
Williamson, Mac	.487	11	39	13	19	3	0	6	16	40	7	0	5	0	0	.600	1.026	1.626	0	0	4	1	0	0	0	0	9	0	0
Team Total	.276	20	671	111	185	41	6	22	105	304	76	0	187	16	8	.360	.453	.813	4	3	15	9							21

PITCHERS	W	L	ERA	G	GS	CG	SHO	SV	SVO	IP	H	R	ER	HR	HB	BB	IBB	SO	BK	WP	GO/AO	DP	WHIP	AVG	AB	TBF	SF	GF	HLD
Beede, Tyler	1	1	3.75	2	2	0	0	0	0	12.0	10	7	5	1	5	6	0	12	0	1	1.22	1	1.33	.250	40	53	1	0	0
Flores, Jose	0	1	5.84	3	2	0	0	0	0	12.1	10	12	8	0	1	9	0	12	0	0	0.59	0	1.54	.208	48	59	1	0	0
Gomez, Roberto	0	0	1.59	4	0	0	0	1	1	5.2	5	1	1	0	0	2	0	2	0	0	0.78	0	1.24	.217	23	25	0	3	0
Gregorio, Joan	1	2	12.00	4	0	0	0	0	1	6.0	11	10	8	1	0	2	0	6	1	1	0.88	0	2.17	.355	31	34	1	0	0
Herb, Tyler	1	1	5.59	4	4	0	0	0	0	19.1	23	12	12	2	0	11	0	14	0	2	1.05	3	1.76	.303	76	87	0	0	0
Heston, Chris	0	0	2.70	1	1	0	0	0	0	3.1	3	1	1	0	0	2	0	5	0	0	1.50	0	1.50	.231	13	15	0	0	0
Kelly, Casey	1	2	10.80	4	4	0	0	0	0	13.1	19	16	16	3	0	11	0	14	0	4	0.92	2	2.25	.339	56	67	0	0	0
LaMarche, Will	0	0	27.00	1	0	0	0	0	0	1.0	3	3	3	1	0	2	0	1	0	0	2.00	0	5.00	.500	6	8	0	0	0
Law, Derek	0	0	8.44	4	0	0	0	2	2	5.1	8	5	5	1	1	2	0	4	0	0	2.33	2	1.88	.364	22	25	0	4	0
McNamara, Dillon	0	0	7.71	2	0	0	0	0	0	2.1	1	2	2	0	0	4	0	3	0	1	1.00	0	2.14	.143	7	12	1	1	0
* Menez, Conner	0	1	9.00	1	1	0	0	0	0	4.0	5	4	4	0	1	4	0	1	0	0	1.75	0	2.25	.294	17	22	0	0	0
* Okert, Steven	1	0	8.44	4	0	0	0	0	0	5.1	9	6	5	2	0	0	0	9	0	0	0.75	1	1.69	.360	25	25	0	1	0
* Parra, Manny	0	0	3.00	2	0	0	0	0	0	3.0	1	1	1	0	2	3	0	3	0	0	1.00	0	1.33	.111	9	15	1	1	0
Rodriguez, Dereck	0	0	4.97	3	3	0	0	0	0	12.2	17	10	7	3	2	6	0	11	0	0	1.00	0	1.82	.309	55	64	0	0	0
Rogers, Tyler	0	0	4.09	7	0	0	0	0	0	11.0	10	6	5	2	0	4	0	8	0	0	1.78	1	1.27	.233	43	47	0	2	1
Schroder, Myles	0	0	0.00	1	0	0	0	0	0	1.1	0	0	0	0	0	1	0	1	0	0	0.00	0	0.75	.000	4	5	0	1	0
* Smith, Will	0	0	0.00	5	0	0	0	0	0	4.2	1	0	0	0	0	0	0	7	0	0	0.75	0	0.21	.067	15	15	0	0	1
* Snelten, D.J.	1	1	4.00	6	0	0	0	0	0	9.0	6	5	4	0	0	5	0	7	0	0	1.33	1	1.22	.176	34	39	0	0	2
* Suarez, Andrew	2	0	1.08	3	3	0	0	0	0	16.2	10	4	2	0	0	7	0	16	0	0	1.13	3	1.02	.179	56	65	2	0	0
Valdez, Jose	0	2	3.60	6	0	0	0	0	0	10.0	5	4	4	1	0	9	0	16	0	2	0.33	0	1.40	.161	31	42	2	3	0
Younginer, Madison	1	0	7.00	6	0	0	0	0	0	9.0	14	8	7	1	1	7	0	9	0	2	0.70	0	2.33	.359	39	48	1	4	0
Team Total	9	11	5.38	20	20	0	0	3	4	167.1	171	117	100	18	13	97	0	161	1	13	1.27	14	1.60	.263	650	772	10	20	4

KEY: * - lefthanded hitter/pitcher, # - switch hitter

Augusta GreenJackets (14-6) 8, Greenville Drive (3-18) 7
April 26, 2018

	1	2	3	4	5	6	7	8	9	R	H	E
Augusta	0	2	3	2	0	0	0	0	1	8	10	1
Greenville	0	0	0	0	2	1	3	0	1	7	11	2

Augusta	AB	R	H	RBI	BB	SO	LOB	AVG	Greenville	AB	R	H	RBI	BB	SO	LOB	AVG
Ramos, DH	4	1	1	0	1	3	2	.274	Cedrola, LF	5	1	2	1	0	1	3	.400
Geraldo, M, SS	4	1	1	1	0	3	1	.258	Brannen, CF	4	2	1	1	1	1	2	.171
Angomas, LF	4	1	0	0	1	1	4	.260	Chatham, DH	5	1	1	0	0	1	4	.340
Kirby, 1B	5	0	1	1	0	1	3	.224	Castellanos, 1B	4	0	0	1	1	0	3	.259
Gonzalez, 3B	4	2	3	2	1	0	1	.243	1-Cubillan, PR	0	0	0	0	0	0	0	.000
Garcia, 2B	5	0	1	0	0	1	4	.232	Lozada, SS	5	0	1	2	0	2	2	.243
Riley, C	2	2	1	1	2	1	2	.400	Acosta, RF	5	0	3	1	0	0	2	.372
Baldwin, RF	4	1	1	1	0	0	5	.143	Suarez, 2B	5	1	2	0	0	2	4	.257
Ziegler, CF	4	0	1	1	0	2	3	.274	Rios, 3B	3	2	1	1	1	0	2	.231
Phillips, P	0	0	0	0	0	0	0	.000	Miranda, S, C	3	0	0	0	0	2	2	.194
Rivera, Ed, P	0	0	0	0	0	0	0	.000	Duron, P	0	0	0	0	0	0	0	.000
Parra, O, P	0	0	0	0	0	0	0	.000	De Jesus, P	0	0	0	0	0	0	0	.000
Totals	36	8	10	7	5	12	25	.242	Totals	39	7	11	7	3	9	24	.249

1-Ran for Castellanos in the 9th.

BATTING

2B: Geraldo, M (3, Duron); Kirby (5, Fisher).
3B: Riley (1, Duron).
HR: Gonzalez (2, 3rd inning off Duron, 1 on, 2 out).
TB: Garcia; Gonzalez 6; Ramos; Ziegler; Geraldo, M 2; Kirby 2; Baldwin; Riley 3.
RBI: Riley (9); Baldwin (2); Geraldo, M (8); Gonzalez 2 (13); Ziegler (8); Kirby (9).
2-out RBI: Riley; Baldwin; Gonzalez 2.
Runners left in scoring position, 2 out: Kirby 2; Ziegler; Baldwin.
GIDP: Angomas.
Team RISP: 3-for-14.
Team LOB: 7.

BATTING

2B: Cedrola (1, Phillips); Suarez 2 (4, Phillips, Parra, O); Rios (2, Phillips); Chatham (5, Rivera, Ed).
TB: Cedrola 3; Lozada; Chatham 2; Acosta 3; Suarez 4; Brannen; Rios 2.
RBI: Rios (2); Cedrola (1); Castellanos (7); Brannen (4); Lozada 2 (9); Acosta (3).
2-out RBI: Cedrola; Lozada 2; Acosta.
Runners left in scoring position, 2 out: Castellanos; Rios; Acosta; Suarez.
Team RISP: 5-for-20.
Team LOB: 9.

BASERUNNING

CS: Kirby (1, home by Fisher/Miranda, S).

BASERUNNING

SB: Cedrola (1, 3rd base off Phillips/Riley).

FIELDING

E: Gonzalez (5, fielding).

FIELDING

E: Duron (1, throw); Lozada (10, throw).
PB: Miranda, S (4).
DP: 2 (Castellanos-Lozada; Miranda, S-Suarez).

Augusta	IP	H	R	ER	BB	SO	HR	ERA	Greenville	IP	H	R	ER	BB	SO	HR	ERA
Phillips (W, 1-0)	5.0	5	2	2	0	6	0	3.60	Duron (L, 0-4)	4.0	6	7	5	3	4	1	9.00
Rivera, Ed	1.2	3	4	4	2	2	0	10.80	De Jesus	4.0	3	0	0	1	8	0	0.00
Parra, O (S, 2)	2.1	3	1	0	1	1	0	3.09	Fisher	1.0	1	1	1	1	0	0	3.48
Totals	9.0	11	7	6	3	9	0	2.76	Totals	9.0	10	8	6	5	12	1	5.34

Game Scores: Phillips 60; Duron 23.

WP: Phillips; Rivera, Ed; Parra, O.

HBP: Geraldo, M (by Duron); Miranda, S (by Rivera, Ed).

Pitches-strikes: Phillips 69-53; Rivera, Ed 43-25; Parra, O 37-25; Duron 82-49; De Jesus 66-46; Fisher 18-12.

Groundouts-flyouts: Phillips 4-5; Rivera, Ed 2-0; Parra, O 5-1; Duron 3-2; De Jesus 3-1; Fisher 1-0.

Batters faced: Phillips 20; Rivera, Ed 11; Parra, O 12; Duron 22; De Jesus 16; Fisher 4.

Inherited runners-scored: Parra, O 3-2.

Umpires: HP: Jude Koury. 1B: Scott Molloy.

Weather: 58 degrees, overcast.

Wind: 4 mph, Calm.

First pitch: 7:07 PM.

T: 3:09.

Att: 2,880.

Venue: Fluor Field at the West End.

April 26, 2018

Compiled by MLB Advanced Media

Copyright 2018 by Major League Baseball Advanced Media.

Augusta GreenJackets Individual Statistics As of: 04/27/2018 10:07 AM EDT

W-L Record: 14-6

Choose a highlighted category to sort. NOTE: Rate stats do not use qualifiers.

GI ---GAMES BY POSITION---

BATTERS	AVG	G	AB	R	H	2B	3B	HR	RBI	TB	BB	IBB	SO	SB	CS	OBP	SLG	OPS	SF	SAC	HBP	DP	1B	2B	3B	SS	OF	C	E
Abrams, Trevor	.250	2	8	1	2	1	0	0	0	3	0	0	3	0	0	.250	.375	.625	0	0	0	0	1	0	0	0	0	0	0
* Angomas, Jean	.260	16	50	6	13	3	1	0	12	18	7	0	6	0	2	.345	.360	.705	1	1	0	2	0	0	0	0	9	0	0
* Baldwin, Logan	.143	17	63	8	9	1	0	0	2	10	2	0	24	8	2	.182	.159	.341	0	1	1	1	0	0	0	0	17	0	1
Brown, Tyler	.200	4	10	3	2	0	0	0	2	2	2	0	2	1	0	.385	.200	.585	0	0	1	0	0	2	1	0	1	0	0
Calabrese, Rob	.200	9	30	3	6	0	1	2	7	14	4	0	9	1	1	.294	.467	.761	0	0	0	1	0	0	0	0	0	9	1
Garcia, Orlando	.232	18	69	8	16	3	1	0	5	21	7	0	28	2	1	.299	.304	.603	1	1	0	0	0	14	0	2	0	0	1
# Geraldo, Manuel	.258	18	66	12	17	3	0	1	8	23	8	0	16	3	3	.351	.348	.699	1	0	2	2	0	0	0	18	0	0	3
Gonzalez, Jacob	.243	19	74	14	18	6	0	2	13	30	5	0	24	1	1	.296	.405	.702	1	0	1	1	0	0	16	0	0	0	5
* Kirby, Ryan	.224	19	67	11	15	5	0	2	9	26	11	0	19	3	1	.346	.388	.734	1	0	2	1	17	0	0	0	0	0	1
* Matheny, Shane	.370	9	27	5	10	1	1	0	6	13	6	0	7	1	2	.500	.481	.981	1	0	2	0	0	4	3	0	0	0	1
Parra, Jeffrey	.129	11	31	1	4	1	0	0	2	5	6	0	15	0	0	.289	.161	.451	0	0	1	1	0	0	0	0	0	11	1
Ramos, Heliot	.274	18	73	14	20	3	1	2	6	31	4	0	19	1	5	.338	.425	.762	0	0	3	1	0	0	0	0	16	0	0
Riley, John	.400	6	20	5	8	2	1	1	9	15	4	0	5	1	0	.500	.750	1.250	0	0	0	2	2	0	0	0	0	1	0
Ziegler, Malique	.274	18	62	7	17	3	1	3	8	31	9	0	17	4	4	.384	.500	.884	0	2	2	0	0	0	0	0	18	0	0
Team Total	.242	20	650	98	157	32	7	13	87	242	75	0	194	26	22	.331	.372	.703	6	5	15	12							18

PITCHERS	W	L	ERA	G	GS	CG	SHO	SV	SVO	IP	H	R	ER	HR	HB	BB	IBB	SO	BK	WP	GO/AO	DP	WHIP	AVG	AB	TBF	SF	GF	HLD
Bahr, Jason	1	1	0.96	4	4	0	0	0	0	18.2	12	3	2	0	1	7	0	24	0	4	0.93	1	1.02	.188	64	73	0	0	0
Cave, Garrett	0	0	4.50	4	4	0	0	0	0	14.0	9	8	7	1	1	16	0	12	1	3	2.00	1	1.79	.196	46	65	2	0	0
Doval, Camilo	0	2	10.80	7	0	0	0	1	3	6.2	11	11	8	0	1	9	0	12	0	5	0.80	0	3.00	.344	32	42	0	4	0
* Gavin, John	2	0	1.37	4	4	0	0	0	0	19.2	10	4	3	2	0	7	0	24	0	2	0.94	2	0.86	.152	66	74	0	0	0
Gettman, CJ	2	0	1.64	5	0	0	0	0	0	11.0	6	2	2	1	0	3	0	11	0	2	1.20	0	0.82	.154	39	42	0	2	1
Lannoo, Peter	1	1	1.42	5	0	0	0	0	0	12.2	9	2	2	0	0	2	0	12	1	1	1.00	3	0.87	.205	44	47	0	0	2
* Marciano, Joey	1	0	1.06	3	3	0	0	0	0	17.0	10	4	2	0	0	1	0	19	0	0	0.45	0	0.65	.167	60	62	1	0	0
Marte, Jose	2	0	2.84	4	4	0	0	0	0	19.0	18	7	6	0	1	7	0	17	0	4	0.95	0	1.32	.250	72	80	0	0	0
Parra, Olbis	1	0	3.09	5	0	0	0	2	2	11.2	17	6	4	1	0	2	0	6	0	1	1.80	0	1.63	.354	48	53	1	3	0
Phillips, Aaron	1	0	3.60	1	1	0	0	0	0	5.0	5	2	2	0	0	0	0	6	0	1	0.80	0	1.00	.250	20	20	0	0	0
Rivera, Eduardo	0	2	10.80	5	0	0	0	0	1	10.0	12	12	12	3	2	4	0	17	0	2	0.33	0	1.60	.293	41	47	0	2	1
Rubio, Frank	0	0	1.74	6	0	0	0	3	3	10.1	10	2	2	0	2	2	0	16	0	1	1.50	1	1.16	.244	41	45	0	4	0
Russell, John	2	0	1.23	5	0	0	0	1	1	7.1	4	1	1	0	2	3	0	9	0	0	0.67	2	0.95	.174	23	28	0	2	0
Van Gorp, Franklin	1	0	0.00	4	0	0	0	2	2	10.0	2	0	0	0	0	1	0	13	0	1	0.89	0	0.30	.063	32	33	0	3	0
Team Total	14	6	2.76	20	20	0	2	9	12	173.0	135	64	53	8	10	64	0	198	2	27	1.30	10	1.15	.215	628	711	4	20	4

KEY: * - lefthanded hitter/pitcher, # - switch hitter