



CHICAGO WHITE SOX


MINOR LEAGUE REPORT

Chicago White Sox • Media Relations Department • 333 W. 35th Street • Chicago, IL 60616 • Phone: 312-674-5300 • Fax: 312-674-5847
Senior Director: Bob Beghtol • Assistant Director: Ray Garcia • Manager: Billy Russo • Coordinators: Joe Roti and Hannah Sundwall
© 2018 Chicago White Sox • whitesox.com • loswhitesox.com • whitesoxpressbox.com • @whitesox


ORGANIZATIONAL GAMES OF JULY 10, 2018

	CLASS AAA CHARLOTTE KNIGHTS	YESTERDAY: All-Star Break	WP: LP: SV:	RECORD: 40-49 PLACE: 3rd GA/GB: -11.5
LEAGUE: INTERNATIONAL WILL RESUME PLAY THURSDAY JULY 12 VS. DURHAM				

- The International League will play their All-Star game today ... RHP **Thyago Vieira** will represent Charlotte.

	CLASS AA BIRMINGHAM BARONS	YESTERDAY: L, 3-1 vs. Mississippi	WP: Zimmermann (2-0) LP: Flores (2-2) SV: Sobotka	RECORD: 10-9 PLACE: 3rd GA/GB: -2.0
LEAGUE: SOUTHERN TONIGHT'S OPPONENT: VS. MISSISSIPPI TONIGHT'S PROBABLE: TBD				


- RHP **Dylan Cease** and OF **Luis Basabe** have been selected to participate in the 2018 All-Star Futures Game on 7/15 at Nationals Park.
- Starter **Bernardo Flores** suffered his second loss of the season after allowing two runs on six hits with seven strikeouts over 7.0 IP ... recorded his fourth consecutive quality start.

	CLASS A WINSTON-SALEM DASH*	YESTERDAY: L, 8-4 at Salem	WP: Mata (6-2) LP: Battenfield (1-1) SV: McAvoy (1)	RECORD: 13-6 PLACE: 1st GA/GB: +0.5
LEAGUE: CAROLINA TONIGHT'S OPPONENT: AT SALEM TONIGHT'S PROBABLE: RHP LINCOLN HENZMAN (3-2, 2.50 ERA)				

- Starter **Blake Battenfield** suffered his first loss of the season after allowing a season-high seven runs on eight hits over 5.0 IP.
- **Gavin Sheets** extended his hitting streak to seven games ... is batting .400 (10-25) with four doubles and eight RBI during the streak.

	CLASS A KANNAPOLIS INTIMIDATORS	YESTERDAY: OFF-DAY	WP: LP: SV:	RECORD: 9-9 PLACE: T3rd GA/GB: -1.5
LEAGUE: SOUTH ATLANTIC TONIGHT'S OPPONENT: AT GREENSBORO TONIGHT'S PROBABLE: RHP ZACH LEWIS (2-2, 3.78 ERA)				

- Kannapolis had an off-day yesterday, will play tonight at Greensboro.

	ADVANCED ROOKIE GREAT FALLS VOYAGERS	YESTERDAY: W, 6-1 vs. Orem	WP: Moran (2-1) LP: Leon (1-1) SV: None	RECORD: 14-11 PLACE: 1st GA/GB: +1.0
LEAGUE: PIONEER TONIGHT'S OPPONENT: VS. OREM TONIGHT'S PROBABLE: RHP JONATHAN STIEVER (0-0, 3.27 ERA)				

- Starter **Spencer Moran** recorded his second win of the season after allowing one run on five hits over 7.0 IP.
- **Ramon Beltre** extended his hitting streak to five games ... is batting .500 (11-22) with two doubles and four RBI during the streak.
- **Logan Sowers** is batting .556 (10-18) with two doubles, one home run and seven RBI during his five-game hitting streak.

	ARIZONA ROOKIE LEAGUE WHITE SOX	YESTERDAY: L, 2-1 at AZL Mariners	WP: Hoffman (1-0) LP: Conway (2-1) SV: None	RECORD: 10-8 PLACE: 2nd GA/GB: -3.0
LEAGUE: ARIZONA TONIGHT'S OPPONENT: VS. AZL D-BACKS TONIGHT'S PROBABLE: LHP IAN CLARKIN (2-5, 7.31 ERA)				

- Starter **Brayan Herrera** did not factor into the decision after tossing 5.0 scoreless IP allowing two hits with four strikeouts.
- Reliever **Austin Conway** suffered his first loss of the season after allowing two runs on four hits over 1.2 IP.
- **Anderson Comas** extended his hitting streak to 11 games ... is batting .381 (16-42) with one double and 10 RBI during the streak.
- **Micah Coffey** is batting .444 (8-18) with one double and two RBI during his six-game hitting streak.

* Won the Carolina League Southern Division First-Half Title

Copyright 2018 by Major League Baseball Advanced Media.

Charlotte Knights Individual Statistics As of: 07/08/2018 03:56 PM EDT
 Choose a highlighted category to sort. NOTE: Rate stats do not use qualifiers.

W-L Record: 40-49

GI ---GAMES BY POSITION---

BATTERS	AVG	G	AB	R	H	2B	3B	HR	RBI	TB	BB	IBB	SO	SB	CS	OBP	SLG	OPS	SF	SAC	HBP	DP	1B	2B	3B	SS	OF	C	E
# Alvarez, Eddy	.279	64	201	32	56	22	2	4	23	94	25	0	49	4	2	.364	.468	.831	2	1	3	4	0	37	1	25	0	0	8
# Austin, Brett	.400	5	15	0	6	0	0	0	2	6	1	0	4	0	0	.438	.400	.838	0	0	0	0	0	0	0	0	0	5	0
Brett, Ryan	.077	6	13	0	1	0	0	0	0	1	1	0	5	1	0	.143	.077	.220	0	1	0	0	0	1	0	4	0	1	
Cordell, Ryan	.132	10	38	1	5	2	0	0	3	7	1	0	17	2	0	.150	.184	.334	1	0	0	1	0	0	0	10	0	0	
Elmore, Jake	.275	61	193	29	53	10	1	1	16	68	38	0	39	5	1	.402	.352	.754	3	1	5	8	0	17	13	14	12	0	2
Gameau, Dustin	.203	22	69	7	14	5	0	2	12	25	9	0	21	0	1	.304	.362	.666	0	0	1	0	0	0	0	0	1	20	3
# Gillaspie, Casey	.228	66	237	20	54	17	0	3	20	80	23	1	86	0	0	.294	.338	.631	2	0	0	2	64	0	0	0	0	0	5
Jimenez, Eloy	.293	12	41	4	12	1	0	2	4	19	5	0	5	0	1	.383	.463	.846	0	0	1	2	0	0	0	0	11	0	0
Leonard, Patrick	.216	78	278	23	60	15	2	5	25	94	22	1	93	1	1	.282	.338	.620	1	1	4	9	4	0	64	0	0	0	7
# May, Jacob	.248	69	262	23	65	12	0	2	27	83	18	0	63	14	10	.300	.317	.617	1	5	2	2	0	0	0	0	69	0	1
* Robbins, Mason	.286	51	189	20	54	9	3	2	24	75	8	0	41	3	1	.312	.397	.708	2	0	0	6	0	0	0	0	44	0	0
Rondon, Jose	.256	46	180	26	46	8	3	9	20	87	12	0	47	3	3	.304	.483	.787	1	0	1	4	0	0	0	46	0	0	7
* Skole, Matt	.243	73	263	34	64	19	1	9	25	112	36	0	78	1	1	.338	.426	.764	1	0	2	0	24	0	14	0	0	0	0
Thompson, Trayce	.206	10	34	2	7	2	0	0	3	9	3	0	14	0	0	.270	.265	.535	0	0	0	2	0	0	0	0	10	0	0
Zavala, Seby	.211	15	57	3	12	4	0	0	6	16	3	0	16	0	1	.258	.281	.539	1	0	1	2	0	0	0	0	0	11	0
Other	.227	238	860	93	195	35	2	16	79	282	73	1	209	19	8	.292	.328	.620	4	6	8	14							
Team Total	.240	89	2930	317	704	161	14	55	289	1058	278	3	787	53	30	.310	.361	.671	19	15	28	56							51

PITCHERS	W	L	ERA	G	GS	CG	SHO	SV	SVO	IP	H	R	ER	HR	HB	BB	IBB	SO	BK	WP	GO/AO	DP	WHIP	AVG	AB	TBF	SF	GF	HLD
Adams, Spencer	1	2	2.97	5	5	0	0	0	0	33.1	28	11	11	4	1	11	0	18	0	0	0.88	5	1.17	.231	121	133	0	0	0
* Bummer, Aaron	1	2	4.15	13	0	0	0	0	0	13.0	13	6	6	0	0	6	0	17	0	1	2.50	1	1.46	.255	51	57	0	2	4
Danish, Tyler	1	3	3.29	24	2	0	0	0	3	54.2	49	20	20	6	1	24	0	40	0	3	1.54	6	1.34	.239	205	231	0	2	2
Elmore, Jake	0	0	18.00	1	0	0	0	0	0	1.0	2	2	2	1	0	2	0	0	0	0	1.00	1	4.00	.500	4	6	0	1	0
Fulmer, Carson	3	5	5.80	9	9	0	0	0	0	45.0	51	30	29	7	1	32	0	41	0	9	0.70	5	1.84	.290	176	210	0	0	0
Gomez, Jeanmar	5	0	2.03	30	0	0	0	2	4	40.0	35	11	9	2	0	13	0	35	0	3	1.89	6	1.20	.240	146	161	0	9	4
* Guerrero, Jordan	1	0	3.60	2	2	0	0	0	0	10.0	10	4	4	0	0	5	0	6	0	0	1.30	1	1.50	.256	39	44	0	0	0
Hamilton, Ian	1	0	0.00	6	0	0	0	3	3	6.2	2	0	0	0	1	1	0	9	0	0	1.50	1	0.45	.095	21	23	0	6	0
Infante, Gregory	2	4	5.14	25	0	0	0	5	9	28.0	29	17	16	6	1	9	1	29	0	1	1.27	2	1.36	.274	106	118	1	17	1
Kopech, Michael	3	7	4.70	17	17	0	0	0	0	82.1	62	48	43	6	11	56	0	111	1	10	0.87	8	1.43	.211	294	369	6	0	0
Pinto, Ricardo	0	1	6.85	13	1	0	0	0	1	23.2	34	18	18	5	2	15	0	21	0	2	1.19	3	2.07	.337	101	118	0	2	2
Scahill, Rob	2	2	4.50	34	0	0	0	5	6	38.0	40	20	19	3	2	14	0	47	0	4	1.54	1	1.42	.267	150	169	1	14	7
Stephens, Jordan	3	3	3.69	11	11	0	0	0	0	61.0	58	28	25	5	4	17	0	55	0	3	0.61	4	1.23	.249	233	255	1	0	0
Vieira, Thyago	0	3	4.54	32	0	0	0	4	5	37.2	33	20	19	2	3	24	0	46	1	11	0.91	0	1.51	.232	142	171	1	17	3
Other	17	17	4.17	110	42	1	0	2	4	302.1	299	164	140	20	13	106	1	265	0	22	1.63	33	1.34	.260	1152	1291	16	18	13
Team Total	40	49	4.18	89	89	1	5	21	35	776.2	745	399	361	67	40	335	2	740	2	69	1.53	77	1.39	.253	2941	3356	26	88	36

KEY: * - lefthanded hitter/pitcher, # - switch hitter

Mississippi Braves (38-51) 3, Birmingham Barons (42-45) 1
July 10, 2018

	1	2	3	4	5	6	7	8	9	R	H	E
Mississippi	0	1	0	1	0	0	0	0	1	3	7	1
Birmingham	1	0	0	0	0	0	0	0	0	1	5	0

Mississippi	AB	R	H	RBI	BB	SO	LOB	AVG	Birmingham	AB	R	H	RBI	BB	SO	LOB	AVG
Lien, CF	4	0	1	0	0	0	0	.200	Booker, RF	4	1	2	1	0	2	2	.284
Didder, SS	2	0	0	0	1	1	1	.000	Basabe, Luis Alex, CF	4	0	1	0	0	1	1	.213
Marlette, 1B	4	1	1	1	0	2	2	.266	Delmonico, LF	3	0	0	0	1	0	0	.091
Jackson, A, C	4	0	1	0	0	2	0	.210	Collins, C	3	0	0	0	1	1	2	.250
Lago, 2B	4	1	2	0	0	0	2	.250	Michalczewski, 2B	4	0	1	0	0	2	3	.252
Demeritte, LF	4	1	1	1	0	1	2	.216	Mendick, SS	4	0	0	0	0	1	1	.228
Downes, RF	4	0	1	1	0	3	0	.200	Rose, 3B	3	0	0	0	1	1	0	.193
Valenzuela, DH	3	0	0	0	0	0	1	.285	Call, DH	3	0	0	0	1	1	0	.216
Salazar, 3B	3	0	0	0	0	1	0	.190	Barnum, 1B	3	0	1	0	0	1	2	.205
Zimmermann, P	0	0	0	0	0	0	0	.500	Flores, P	0	0	0	0	0	0	0	.000
Clouse, P	0	0	0	0	0	0	0	.000	Brennan, P	0	0	0	0	0	0	0	.000
Sobotka, P	0	0	0	0	0	0	0	.000	Totals	31	1	5	1	4	10	11	.240
Totals	32	3	7	3	1	10	8	.240									

BATTING**2B:** Lago 2 (13, Flores, Flores).**3B:** Downes (1, Flores).**HR:** Marlette (8, 4th inning off Flores, 0 on, 0 out); Demeritte (9, 9th inning off Brennan, 0 on, 2 out).**TB:** Marlette 4; Lien; Demeritte 4; Downes 3; Jackson, A; Lago 4.**RBI:** Downes (7); Marlette (24); Demeritte (37).**2-out RBI:** Downes; Demeritte.**Runners left in scoring position, 2 out:** Valenzuela; Marlette.**GIDP:** Lago.**Team RISP:** 2-for-9.**Team LOB:** 4.**BASERUNNING****SB:** Didder (1, 2nd base off Brennan/Collins).**CS:** Lien (5, 2nd base by Flores/Collins).**PO:** Lien (1st base by Flores).**FIELDING****E:** Lago (8, throw).**Outfield assists:** Downes (Barnum at 2nd base).

Mississippi	IP	H	R	ER	BB	SO	HR	ERA	Birmingham	IP	H	R	ER	BB	SO	HR	ERA
Zimmermann (W, 2-0)	6.1	5	1	1	3	6	1	1.45	Flores (L, 2-2)	7.0	6	2	2	0	7	1	1.67
Clouse (H, 5)	1.2	0	0	0	1	2	0	2.19	Brennan	2.0	1	1	1	1	3	1	3.42
Sobotka (S, 4)	1.0	0	0	0	0	2	0	2.25	Totals	9.0	7	3	3	1	10	2	4.26
Totals	9.0	5	1	1	4	10	1	3.69									

Game Scores: Zimmermann 59; Flores 65.**WP:** Zimmermann; Flores.**Balk:** Flores.**HBP:** Didder (by Flores).**Pitches-strikes:** Zimmermann 103-60; Clouse 25-13; Sobotka 10-7; Flores 91-63; Brennan 26-18.**Groundouts-flyouts:** Zimmermann 3-7; Clouse 1-2; Sobotka 0-0; Flores 8-1; Brennan 2-0.**Batters faced:** Zimmermann 26; Clouse 6; Sobotka 3; Flores 26; Brennan 8.**Inherited runners-scored:** Clouse 2-0.**Umpires:** HP: Tyler Jones. 1B: Brock Ballou. 3B: Edwin Moscoso.**Weather:** 89 degrees, clear.**Wind:** 8 mph, L to R.**First pitch:** 7:07 PM.**T:** 2:31.**Att:** 7,104.**Venue:** Regions Field.**July 10, 2018**

Compiled by MLB Advanced Media

Copyright 2018 by Major League Baseball Advanced Media.

Birmingham Barons

Individual Statistics As of: 07/10/2018 10:58 PM EDT

W-L Record: 42-45

Choose a highlighted category to sort. NOTE: Rate stats do not use qualifiers.

		GI																				--GAMES BY POSITION--									
BATTERS		AVG	G	AB	R	H	2B	3B	HR	RBI	TB	BB	IBB	SO	SB	CS	OBP	SLG	OPS	SF	SAC	HBP	DP	1B	2B	3B	SS	OF	C	E	
*	Barnum, Keon	.205	51	171	15	35	7	0	8	26	66	7	0	63	0	0	.240	.386	.626	0	0	1	7	48	0	0	0	0	0	2	
#	Basabe, Luis Alexander	.213	19	75	14	16	0	2	0	4	20	8	0	25	4	1	.289	.267	.556	0	1	0	1	0	0	0	0	18	0	0	
	Booker, Joel	.284	17	74	14	21	5	0	2	6	32	2	0	24	1	2	.312	.432	.744	0	1	1	1	0	0	0	0	17	0	1	
	Call, Alex	.216	17	51	4	11	2	0	2	4	19	7	0	18	0	1	.322	.373	.695	0	0	1	1	0	0	0	0	14	0	1	
*	Collins, Zack	.250	80	264	41	66	14	1	11	43	115	74	1	100	5	0	.412	.436	.847	5	1	2	3	0	0	0	0	0	47	5	
*	Delmonico, Nicky	.091	4	11	1	1	0	0	0	0	1	1	0	2	0	0	.167	.091	.258	0	0	0	2	0	0	0	0	3	0	0	
*	Fisher, Jameson	.233	72	240	25	56	11	2	5	21	86	31	1	87	2	3	.326	.358	.684	2	2	3	3	0	0	0	0	64	0	8	
*	Flete, Bryant	.256	55	176	21	45	10	1	1	19	60	23	1	47	3	5	.351	.341	.692	0	1	3	4	0	35	16	3	0	0	12	
	Gonzalez, Alfredo	.273	7	22	1	6	1	0	0	1	7	1	0	9	0	0	.304	.318	.623	0	0	0	0	0	0	0	0	0	0	7	0
	Mendick, Danny	.228	83	285	39	65	16	0	10	35	111	30	0	60	12	6	.306	.389	.695	5	1	4	6	0	0	0	83	0	0	11	
#	Michalczewski, Trey	.252	77	270	28	68	16	4	4	44	104	18	1	85	4	2	.305	.385	.690	8	1	6	6	0	49	27	0	0	0	8	
	Polo, Tito	.245	46	163	22	40	6	3	1	8	55	12	0	34	15	4	.313	.337	.650	0	2	4	5	0	0	0	0	45	0	2	
	Rose, Matt	.193	70	259	28	50	11	0	12	32	97	26	0	96	0	0	.269	.375	.644	0	0	1	4	24	0	46	1	0	0	14	
#	Schroeder, Casey	.000	2	7	2	0	0	0	0	0	0	2	0	3	0	0	.222	.000	.222	0	0	0	1	0	0	0	0	0	2	1	
	Other	.261	210	740	113	193	34	4	26	105	313	72	0	205	2	2	.329	.423	.751	11	1	8	16								
	Team Total	.240	87	2808	368	673	133	17	82	348	1086	314	4	858	48	26	.320	.387	.707	31	11	34	60							90	
PITCHERS		W	L	ERA	G	GS	CG	SHO	SV	SVO	IP	H	R	ER	HR	HB	BB	IBB	SO	BK	WP	GO/AO	DP	WHIP	AVG	AB	TBF	SF	GF	HLD	
	Brennan, Brandon	2	1	3.42	27	1	0	0	1	1	47.1	34	21	18	4	2	16	0	43	0	8	1.45	2	1.06	.194	175	193	0	8	5	
	Burr, Ryan	2	2	3.11	25	0	0	0	1	4	37.2	26	14	13	3	0	21	0	34	0	6	1.31	5	1.25	.197	132	155	2	7	6	
	Cease, Dylan	1	0	3.24	3	3	0	0	0	0	16.2	14	6	6	2	0	7	0	23	0	1	0.92	0	1.26	.230	61	69	1	0	0	
*	Clark, Brian	1	1	4.70	25	2	0	0	1	1	38.1	37	23	20	2	0	14	1	43	0	1	1.03	3	1.33	.257	144	161	2	7	4	
*	Clarkin, Jan	3	5	6.29	9	9	1	0	0	0	48.2	57	38	34	6	3	24	0	21	0	5	1.27	1	1.66	.295	193	221	1	0	0	
	Dunning, Dane	5	2	2.76	11	11	0	0	0	0	62.0	57	24	19	0	3	23	0	69	0	4	1.18	8	1.29	.243	235	262	0	0	0	
*	Flores, Bernardo	2	2	1.67	4	4	0	0	0	0	27.0	20	5	5	1	3	5	0	19	1	3	1.85	3	0.93	.213	94	104	0	0	0	
	Foster, Matt	0	1	2.70	6	0	0	0	0	0	6.2	6	5	2	1	0	5	0	5	0	0	0.75	0	1.65	.240	25	30	0	1	0	
	Hansen, Alec	0	4	6.04	5	5	0	0	0	0	22.1	22	18	15	3	0	17	0	23	1	3	0.48	1	1.75	.265	83	102	2	0	0	
	Johansen, Jake	1	2	4.44	17	0	0	0	1	2	26.1	33	18	13	0	2	9	0	18	0	2	1.25	1	1.59	.295	112	125	1	5	3	
	Lambert, Jimmy	2	1	4.50	3	3	0	0	0	0	16.0	19	8	8	2	0	4	0	18	0	3	1.00	1	1.44	.297	64	71	3	0	0	
	Ruiz, Jose	2	0	2.42	17	0	0	0	6	6	26.0	15	9	7	0	1	8	1	34	0	2	0.71	2	0.88	.170	88	99	0	9	0	
	Thompson, Zach	0	0	3.86	6	0	0	0	1	1	9.1	12	5	4	2	0	3	0	12	0	4	3.00	1	1.61	.300	40	43	0	4	1	
*	Tomshaw, Matt	4	4	5.16	13	13	1	0	0	0	75.0	94	47	43	6	3	9	0	63	0	2	0.87	4	1.37	.297	316	330	1	0	0	
*	Turner, Colton	5	2	0.75	15	0	0	0	3	3	24.0	16	6	2	0	0	6	0	23	1	1	1.00	3	0.92	.186	86	93	1	6	0	
	Other	12	18	4.91	106	36	0	0	13	16	271.1	312	164	148	23	8	107	0	278	2	20	1.03	21	1.54	.288	1084	1213	9	38	6	
	Team Total	42	45	4.26	87	87	2	6	27	34	754.2	774	411	357	55	25	278	2	726	5	65	1.32	56	1.39	.264	2932	3271	23	85	25	

KEY: * - lefthanded hitter/pitcher, # - switch hitter

**Salem Red Sox (43-44) 8, Winston-Salem Dash (54-35) 4
July 10, 2018**

	1	2	3	4	5	6	7	8	9	R	H	E
Winston-Salem	0	0	0	3	1	0	0	0	0	4	7	0
Salem	1	0	3	1	2	1	0	0	x	8	11	0

Winston-Salem	AB	R	H	RBI	BB	SO	LOB	AVG
Gonzalez, L, CF	5	2	2	0	0	1	2	.319
Rivera, SS	4	0	0	0	0	0	3	.301
Rutherford, DH	4	1	2	2	0	0	0	.304
Roman, 2B	3	1	0	0	1	0	1	.285
Sheets, 1B	2	0	1	1	1	0	0	.293
Forbes, 3B	4	0	1	0	0	1	2	.291
Yrizarri, LF	4	0	0	1	0	2	2	.236
Nolan, C	4	0	1	0	0	1	2	.184
Remillard, RF	3	0	0	0	0	2	1	.244
Battenfield, P	0	0	0	0	0	0	0	.000
Kubat, P	0	0	0	0	0	0	0	.000
Johnson, P	0	0	0	0	0	0	0	.000
Totals	33	4	7	4	2	7	13	.272

Salem	AB	R	H	RBI	BB	SO	LOB	AVG
Hill, LF	3	2	1	0	1	0	1	.244
Netzer, 2B	4	2	3	1	0	0	0	.298
Chatham, SS	4	0	0	0	0	0	3	.315
Dalbec, 3B	4	2	4	5	0	0	0	.260
Downs, 1B	4	0	0	0	0	3	2	.238
Madera, CF	4	0	0	0	0	1	0	.229
Scott, Ry, DH	4	0	0	0	0	2	0	.214
Kemp, RF	3	2	2	2	1	1	0	.191
Sciortino, C	4	0	1	0	0	2	1	.217
Mata, P	0	0	0	0	0	0	0	.000
McAvoy, P	0	0	0	0	0	0	0	.000
Totals	34	8	11	8	2	9	7	.255

BATTING

TB: Rutherford 2; Gonzalez, L 2; Sheets; Forbes; Nolan.
RBI: Rutherford 2 (57); Sheets (39); Yrizarri (37).
2-out RBI: Rutherford.
Runners left in scoring position, 2 out: Nolan; Rivera; Forbes; Gonzalez, L.
GIDP: Forbes.
Team RISP: 4-for-11.
Team LOB: 6.

FIELDING

Outfield assists: Remillard (Netzer at 2nd base).

BATTING

2B: Netzer (19, Battenfield).
HR: Dalbec 2 (21, 3rd inning off Battenfield, 2 on, 2 out; 5th inning off Battenfield, 1 on, 2 out); Kemp 2 (7, 4th inning off Battenfield, 0 on, 2 out; 6th inning off Kubat, 0 on, 2 out).
TB: Sciortino; Netzer 4; Hill; Dalbec 10; Kemp 8.
RBI: Netzer (35); Dalbec 5 (75); Kemp 2 (20).
2-out RBI: Dalbec 5; Kemp 2.
Runners left in scoring position, 2 out: Downs.
Team RISP: 2-for-4.
Team LOB: 4.

BASERUNNING

SB: Dalbec (3, 2nd base off Battenfield/Nolan).

FIELDING

PB: Sciortino (4).
DP: (Chatham-Netzer-Downs).

Winston-Salem	IP	H	R	ER	BB	SO	HR	ERA
Battenfield (L, 1-1)	5.0	8	7	7	1	5	3	5.32
Kubat	2.0	3	1	1	0	3	1	1.69
Johnson	1.0	0	0	0	1	1	0	3.68
Totals	8.0	11	8	8	2	9	4	3.60

Salem	IP	H	R	ER	BB	SO	HR	ERA
Mata (W, 6-2)	5.0	6	4	4	2	4	0	3.42
McAvoy (S, 1)	4.0	1	0	0	0	3	0	2.19
Totals	9.0	7	4	4	2	7	0	4.41

Game Scores: Battenfield 18; Mata 46.

WP: Battenfield; McAvoy 2.

HBP: Sheets (by McAvoy); Remillard (by McAvoy).

Pitches-strikes: Battenfield 92-58; Kubat 34-23; Johnson 18-11; Mata 79-49; McAvoy 56-31.

Groundouts-flyouts: Battenfield 4-2; Kubat 2-1; Johnson 1-1; Mata 7-1; McAvoy 8-0.

Batters faced: Battenfield 23; Kubat 9; Johnson 4; Mata 22; McAvoy 15.

Umpires: HP: Mike Snover. 1B: Mark Bass.

Weather: 89 degrees, partly cloudy.

Wind: 10 mph, Out to LF.

First pitch: 7:05 PM.

T: 2:27.

Att: 1,551.

Venue: Haley Toyota Field.

July 10, 2018

Compiled by MLB Advanced Media

Copyright 2018 by Major League Baseball Advanced Media.

Winston-Salem Dash Individual Statistics As of: 07/10/2018 09:37 PM EDT

W-L Record: 54-35

Choose a highlighted category to sort. NOTE: Rate stats do not use qualifiers.

BATTERS	GI																				---GAMES BY POSITION---									
	AVG	G	AB	R	H	2B	3B	HR	RBI	TB	BB	IBB	SO	SB	CS	OBP	SLG	OPS	SF	SAC	HBP	DP	1B	2B	3B	SS	OF	C	E	
Adolfo, Micker	.283	78	290	48	82	18	1	11	50	135	33	0	91	2	1	.368	.466	.834	3	0	8	3								
Duarte, Mikey	.111	6	9	1	1	0	0	0	0	1	1	0	2	1	1	.200	.111	.311	0	1	0	0	5	0	1	0	0	0	0	
Forbes, TiQuan	.291	74	265	43	77	12	4	5	36	112	15	0	42	4	6	.335	.423	.757	1	1	3	8	1	19	47	6	0	0	15	
Gonzalez, Daniel	.125	4	8	2	1	0	0	0	1	1	1	0	2	0	0	.222	.125	.347	0	0	1	0	0	0	0	0	0	4	1	
* Gonzalez, Luis	.319	16	72	14	23	8	0	1	9	34	4	0	11	1	1	.346	.472	.818	2	0	0	0	0	0	0	0	15	0	1	
Mercedes, Yermin	.268	57	198	24	53	16	0	6	29	87	24	1	42	3	0	.353	.439	.792	0	0	2	2	13	0	0	0	0	43	4	
Nolan, Nate	.184	46	152	16	28	7	1	3	20	46	16	0	73	0	0	.266	.303	.569	0	0	1	2	0	0	0	0	0	46	4	
Remillard, Zach	.244	69	246	34	60	11	2	8	31	99	14	0	65	3	4	.298	.402	.701	0	1	5	4	8	8	36	0	16	0	11	
Rivera, Laz	.301	17	73	17	22	9	1	3	9	42	2	0	14	3	1	.320	.575	.895	0	3	0	0	1	0	0	0	15	0	4	
Robert, Luis	.300	8	30	4	9	1	0	0	5	10	4	0	10	1	0	.389	.333	.722	1	1	1	0	0	0	0	0	8	0	0	
Roman, Mitch	.285	74	239	40	68	11	1	2	28	87	26	0	54	12	5	.352	.364	.716	6	2	2	1	0	62	0	10	0	0	9	
* Rutherford, Blake	.304	71	280	39	85	18	4	6	57	129	17	0	55	10	5	.344	.461	.805	3	0	2	5	0	0	0	0	66	0	3	
* Sheets, Gavin	.293	71	266	38	78	18	2	4	39	112	33	0	48	1	0	.375	.421	.796	2	0	3	2	69	0	0	0	0	0	4	
Yrizarri, Yeyson	.236	71	267	26	63	17	1	5	37	97	14	0	58	10	5	.287	.363	.650	2	1	6	6	0	0	7	58	7	0	17	
Other	.273	167	594	110	162	37	10	19	79	276	91	1	158	25	23	.375	.465	.840	4	6	9	6								
Team Total	.272	89	2989	456	812	183	27	73	430	1268	295	2	725	76	52	.343	.424	.767	24	16	42	40							87	
PITCHERS	W	L	ERA	G	GS	CG	SHO	SV	SVO	IP	H	R	ER	HR	HB	BB	IBB	SO	BK	WP	GO/AO	DP	WHIP	AVG	AB	TBF	SF	GF	HLD	
* Banks, Tanner	8	2	2.54	13	13	1	0	0	0	85.0	81	33	24	3	1	17	1	56	1	2	0.86	7	1.15	.253	320	345	3	0	0	
Battenfield, Blake	1	1	5.32	4	4	0	0	0	0	22.0	22	15	13	6	0	6	0	22	0	3	0.90	1	1.27	.268	82	90	1	0	0	
Dopico, Danny	0	3	4.10	20	4	0	0	3	3	37.1	30	20	17	2	2	18	0	45	0	5	0.64	5	1.29	.219	137	159	2	7	5	
Hasler, Drew	2	1	5.29	17	1	0	0	1	1	32.1	40	19	19	4	0	6	0	22	0	0	1.61	2	1.42	.301	133	141	1	1	2	
Henzman, Lincoln	0	1	7.20	4	0	0	0	0	1	5.0	9	5	4	0	0	2	0	0	0	0	1.00	2	2.20	.450	20	23	1	1	1	
Hickman, Blake	2	2	7.02	21	5	0	0	0	0	50.0	59	40	39	11	0	37	0	40	0	3	1.17	4	1.92	.295	200	240	3	7	2	
Johnson, Tyler	1	0	3.68	6	0	0	0	1	1	7.1	6	3	3	1	0	1	0	9	0	0	1.00	1	0.95	.222	27	28	0	6	0	
* Kubat, Kyle	3	1	1.69	22	1	0	0	1	1	48.0	41	11	9	1	0	5	1	41	0	0	1.46	3	0.96	.236	174	183	0	6	4	
Martinez, Luis	6	4	3.98	16	13	0	0	0	0	81.1	74	44	36	3	5	40	0	69	1	9	0.65	8	1.40	.241	307	358	5	0	1	
Morrison, Mike	4	2	3.66	24	0	0	0	5	5	32.0	23	16	13	2	0	21	3	31	0	3	0.66	2	1.38	.198	116	138	0	17	4	
* Parke, John	1	1	2.65	3	3	0	0	0	0	17.0	14	5	5	1	2	5	0	11	0	0	1.38	1	1.12	.226	62	70	0	0	0	
Peralta, Yelmison	0	0	6.00	6	0	0	0	1	1	9.0	7	6	6	2	0	6	0	12	0	0	0.56	0	1.44	.219	32	39	1	4	0	
Seitzer, Cameron	0	1	11.12	4	0	0	0	0	0	5.2	11	7	7	1	1	2	0	5	0	4	0.86	0	2.29	.379	29	32	0	1	1	
Walsh, Connor	0	0	3.60	5	0	0	0	1	1	5.0	6	2	2	0	0	2	0	9	0	2	1.33	0	1.60	.300	20	24	1	2	0	
Other	26	16	3.00	101	45	0	0	10	13	335.2	279	143	112	23	14	102	2	358	2	22	1.22	26	1.14	.226	1237	1373	6	36	6	
Team Total	54	35	3.60	89	89	1	6	23	27	772.2	702	369	309	60	25	270	7	730	4	53	1.25	62	1.26	.242	2896	3243	24	88	26	

KEY: * - lefthanded hitter/pitcher, # - switch hitter

Copyright 2018 by Major League Baseball Advanced Media.

Kannapolis Intimidators Individual Statistics As of: 07/09/2018 10:22 PM EDT

W-L Record: 48-37

Choose a highlighted category to sort. NOTE: Rate stats do not use qualifiers.

	GI																										---GAMES BY POSITION---									
	BATTERS	AVG	G	AB	R	H	2B	3B	HR	RBI	TB	BB	IBB	SO	SB	CS	OBP	SLG	OPS	SF	SAC	HBP	DP	1B	2B	3B	SS	OF	C	E						
Blackman, Tate	.258	80	283	39	73	12	1	9	43	114	36	2	97	3	3	.353	.403	.756	4	1	8	4	0	79	0	0	0	0	0	8						
* Brown, Nolan	.280	49	150	31	42	10	0	0	13	52	17	1	37	7	2	.358	.347	.705	3	1	3	1	0	0	0	0	0	43	0	0						
Cruz, Johan	.215	62	223	21	48	4	2	1	21	59	22	0	47	2	2	.289	.265	.554	2	4	2	2	0	0	43	20	0	0	15							
Curbelo, Luis	.262	34	126	18	33	11	1	1	14	49	10	0	31	0	0	.321	.389	.710	0	1	1	0	0	0	20	12	0	0	11							
* Dedelow, Craig	.268	80	317	37	85	24	5	5	45	134	18	3	69	0	2	.318	.423	.740	0	1	5	3	0	0	0	0	80	0	3							
* Frost, Tyler	.208	73	236	30	49	12	2	11	37	98	19	0	84	4	1	.277	.415	.692	1	3	4	3	0	0	0	0	68	0	3							
* Hickman, Michael	.236	43	157	15	37	8	1	1	18	50	11	0	55	0	2	.294	.318	.613	0	0	2	4	4	0	0	0	0	17	2							
* Mungo, JJ	.200	11	25	7	5	0	0	0	1	5	1	0	8	2	0	.310	.200	.510	0	0	3	2	0	3	2	0	3	0	0							
Perez, Carlos	.259	47	162	12	42	11	1	1	17	58	3	0	20	0	0	.274	.358	.632	2	1	1	5	0	0	0	0	0	34	3							
* Skoug, Evan	.207	57	198	28	41	9	1	5	22	67	25	0	70	4	0	.296	.338	.635	2	0	1	4	0	0	0	0	0	38	1							
Villa, Anthony	.262	56	183	20	48	16	0	3	25	73	21	0	64	1	0	.355	.399	.754	3	0	7	2	28	1	18	0	3	0	7							
* Yurchak, Justin	.255	68	235	37	60	15	1	1	28	80	37	0	44	0	1	.356	.340	.697	2	1	1	9	57	0	1	0	0	0	8							
Other	.318	134	522	83	166	34	5	14	55	252	33	0	119	18	7	.375	.483	.857	3	8	16	14														
Team Total	.259	85	2817	378	729	166	20	52	339	1091	253	6	745	41	20	.329	.387	.717	22	21	54	53														
PITCHERS	W	L	ERA	G	GS	CG	SHO	SV	SVO	IP	H	R	ER	HR	HB	BB	IBB	SO	BK	WP	GO/AO	DP	WHIP	AVG	AB	TBF	SF	GF	HLD							
Elliott, Jake	1	3	3.15	22	0	0	0	2	5	45.2	37	18	16	5	2	11	0	55	0	3	1.05	3	1.05	.226	164	181	3	6	4							
* Escorcia, Kevin	0	2	3.80	15	0	0	0	0	0	21.1	21	11	9	2	2	6	0	31	0	3	0.94	0	1.27	.253	83	93	1	6	0							
* Harrington, Drew	1	1	1.76	4	2	0	0	1	1	15.1	10	3	3	1	1	3	0	10	0	0	2.50	1	0.85	.182	55	59	0	1	0							
T * Harrington, Drew	4	4	5.51	15	8	0	0	1	1	49.0	57	34	30	8	6	13	0	35	0	4	1.74	4	1.43	.297	192	215	1	2	0							
Kincanon, Will	1	1	3.75	10	0	0	0	2	2	12.0	11	6	5	0	1	2	0	10	0	2	1.45	2	1.08	.234	47	51	1	9	1							
Ledo, Luis	4	1	4.95	19	1	0	0	0	2	36.1	33	22	20	5	1	22	0	35	0	5	0.97	1	1.51	.248	133	160	1	0	2							
Lewis, Zach	2	2	3.28	19	6	0	0	3	4	49.1	33	20	18	4	7	23	1	44	1	8	1.54	7	1.14	.196	168	201	1	5	0							
McClure, Kade	3	1	3.02	8	8	0	0	0	0	41.2	43	18	14	2	1	14	0	42	1	2	1.42	3	1.37	.265	162	180	2	0	0							
McRee, Aron	3	2	3.50	12	0	0	0	3	5	18.0	19	8	7	0	3	8	0	13	0	3	3.11	3	1.50	.279	68	80	0	8	0							
* Mockbee, Joe	0	0	1.13	6	0	0	0	1	1	8.0	3	1	1	0	0	3	0	9	0	0	2.50	0	0.75	.115	26	29	0	3	1							
Nin, Jose	2	3	1.64	19	0	0	0	3	3	22.0	18	7	4	2	0	7	0	18	0	0	1.17	0	1.14	.217	83	93	0	17	1							
* Perez, Andrew	0	0	0.00	2	0	0	0	0	0	4.0	2	0	0	0	1	1	0	3	0	0	3.50	1	0.75	.143	14	16	0	0	1							
Quijada, Jhoan	0	2	4.38	9	3	0	0	0	0	39.0	42	21	19	5	2	7	0	21	1	0	1.07	4	1.26	.276	152	161	0	3	0							
* Rigler, Parker	6	3	4.03	17	17	0	0	0	0	89.1	79	44	40	7	7	38	0	81	1	2	0.64	8	1.31	.237	333	382	4	0	0							
Solozano, Yosmer	1	5	4.85	20	7	0	0	0	1	55.2	50	33	30	4	3	25	3	43	0	7	1.65	5	1.35	.244	205	235	1	2	1							
Other	24	11	2.26	76	41	3	1	9	10	274.2	233	97	69	17	12	56	1	281	1	21	1.23	16	1.05	.224	1038	1116	3	22	1							
Team Total	48	37	3.13	85	85	3	7	24	34	732.1	634	309	255	54	43	226	5	696	5	56	1.57	54	1.17	.232	2731	3037	17	82	12							

KEY: * - lefthanded hitter/pitcher, # - switch hitter

**Great Falls Voyagers (14-11) 6, Orem Owlz (8-17) 1
July 10, 2018**

	1	2	3	4	5	6	7	8	9	R	H	E
Orem	1	0	0	0	0	0	0	0	0	1	5	1
Great Falls	4	0	1	0	0	1	0	0	x	6	11	0

Orem	AB	R	H	RBI	BB	SO	LOB	AVG
Soto, 2B	4	0	2	0	0	0	0	.214
Maitan, SS	4	0	0	0	0	1	4	.255
Williams, N, CF	4	1	0	0	0	1	4	.156
Del Valle, RF	4	0	1	0	0	1	0	.341
Millard, 3B	4	0	2	1	0	1	0	.304
Roper, DH	3	0	0	0	1	2	2	.358
Menendez, 1B	3	0	0	0	0	0	2	.267
Barnes, C	2	0	0	0	1	0	0	.188
Sala, LF	2	0	0	0	1	1	0	.160
Leon, P	0	0	0	0	0	0	0	.000
Murrah, P	0	0	0	0	0	0	0	.000
Cole, P	0	0	0	0	0	0	0	.000
Alvarado, P	0	0	0	0	0	0	0	.000
Totals	30	1	5	1	3	7	12	.261

Great Falls	AB	R	H	RBI	BB	SO	LOB	AVG
Dawkins, CF	4	1	2	1	1	2	4	.293
Beltre, R, SS	5	1	1	0	0	1	4	.306
Sowers, LF	5	1	2	2	0	1	2	.359
Destino, RF	5	0	1	0	0	1	3	.238
Zangari, DH	4	2	2	3	0	1	1	.220
Fitzpatrick, 1B	2	0	1	0	2	0	1	.219
Feliz, M, 3B	4	0	1	0	0	1	3	.219
Troutwine, C	3	1	0	0	1	0	4	.229
Galusky, 2B	3	0	1	0	1	1	1	.278
Moran, P	0	0	0	0	0	0	0	.000
Ramsey, P	0	0	0	0	0	0	0	.000
Totals	35	6	11	6	5	8	23	.268

BATTING

2B: Soto (4, Moran).
TB: Del Valle; Millard 2; Soto 3.
RBI: Millard (17).
2-out RBI: Millard.
Runners left in scoring position, 2 out: Roper.
GIDP: Menendez.
Team RISP: 2-for-8.
Team LOB: 5.

FIELDING

E: Murrah (2, pickoff).

BATTING

2B: Sowers (4, Leon).
HR: Dawkins (2, 1st inning off Leon, 0 on, 0 out); Zangari 2 (4, 1st inning off Leon, 1 on, 1 out; 3rd inning off Leon, 0 on, 1 out).
TB: Fitzpatrick; Galusky; Sowers 3; Dawkins 5; Zangari 8;
 Feliz, M; Beltre, R; Destino.
RBI: Dawkins (11); Sowers 2 (14); Zangari 3 (8).
2-out RBI: Sowers.
Runners left in scoring position, 2 out: Troutwine; Sowers 2;
 Feliz, M; Destino; Dawkins 2.
Team RISP: 2-for-14.
Team LOB: 10.

BASERUNNING

SB: Galusky (2, 2nd base off Leon/Barnes).

FIELDING

DP: 2 (Galusky-Beltre, R-Fitzpatrick; Galusky-Beltre, R).

Orem	IP	H	R	ER	BB	SO	HR	ERA
Leon (L, 1-1)	2.2	7	5	5	1	2	3	5.87
Murrah	3.0	3	1	1	2	2	0	8.56
Cole	1.0	1	0	0	2	1	0	4.15
Alvarado	1.1	0	0	0	0	3	0	7.50
Totals	8.0	11	6	6	5	8	3	6.27

Great Falls	IP	H	R	ER	BB	SO	HR	ERA
Moran (W, 2-1)	7.0	5	1	1	3	4	0	3.14
Ramsey	2.0	0	0	0	0	3	0	6.91
Totals	9.0	5	1	1	3	7	0	4.54

Game Scores: Leon 9; Moran 67.

WP: Leon.

Pitches-strikes: Leon 62-40; Murrah 60-37; Cole 28-14; Alvarado 16-12; Moran 85-50; Ramsey 23-14.

Groundouts-flyouts: Leon 3-3; Murrah 5-1; Cole 2-0; Alvarado 0-1; Moran 11-2; Ramsey 2-0.

Batters faced: Leon 16; Murrah 14; Cole 6; Alvarado 4; Moran 27; Ramsey 6.

Inherited runners-scored: Murrah 1-0; Cole 2-0; Alvarado 3-0.

Umpires: HP: Rene Gallegos. 1B: Bobby Tassone.

Weather: 88 degrees, clear.

Wind: 20 mph, L to R.

First pitch: 7:03 PM.

T: 2:42.

Att: 1,202.

Venue: Centene Stadium at Legion Park.

July 10, 2018

Compiled by MLB Advanced Media

Copyright 2018 by Major League Baseball Advanced Media.

Great Falls Voyagers Individual Statistics As of: 07/10/2018 11:58 PM EDT
 Choose a highlighted category to sort. NOTE: Rate stats do not use qualifiers.

W-L Record: 14-11

GI ---GAMES BY POSITION---

BATTERS		AVG	G	AB	R	H	2B	3B	HR	RBI	TB	BB	IBB	SO	SB	CS	OBP	SLG	OPS	SF	SAC	HBP	DP	1B	2B	3B	SS	OF	C	E	
#	Alfaro, Jhoandro	.194	10	31	3	6	1	0	0	6	7	2	0	4	1	0	.278	.226	.504	1	1	2	2	0	0	0	0	0	10	1	
	Beltre, Ramon	.306	18	72	11	22	2	2	2	10	34	4	0	12	1	0	.342	.472	.814	0	0	0	1	0	2	7	9	0	0	5	
	Dawkins, Ian	.293	22	92	21	27	4	0	2	11	37	3	0	15	7	1	.327	.402	.729	1	0	2	3	0	0	0	0	21	0	0	
*	Destino, Alex	.238	22	84	8	20	6	3	1	11	35	5	0	16	0	1	.289	.417	.706	0	0	1	2	0	0	0	0	22	0	2	
	Estes, Jay	.176	13	34	6	6	2	0	1	2	11	1	0	7	0	1	.200	.324	.524	0	0	0	0	0	0	0	0	11	0	0	
	Feliz, Maiker	.219	10	32	6	7	1	0	2	6	14	4	0	5	0	0	.306	.438	.743	0	0	0	1	0	0	9	0	0	0	3	
	Fitzpatrick, Ryan	.219	13	32	4	7	1	0	0	1	8	4	0	7	0	0	.405	.250	.655	0	0	6	1	13	0	0	0	0	0	0	
	Galusky, Jimmy	.278	13	36	3	10	1	0	0	2	11	4	0	9	2	1	.366	.306	.671	0	1	1	0	0	7	0	4	0	0	2	
	Gonzalez, Romy	.259	17	58	9	15	5	1	1	10	25	8	0	15	4	0	.348	.431	.780	0	0	0	1								
	McGinnis, Adam	.276	10	29	8	8	3	0	3	6	20	3	0	7	0	0	.364	.690	1.053	0	0	1	0	0	0	0	0	0	0	6	0
#	Moniot, Travis	.217	9	23	3	5	1	0	0	3	6	6	1	4	1	0	.379	.261	.640	0	1	0	2	0	5	3	2	0	0	3	
	Nunez, Amado	.259	16	58	11	15	7	0	0	6	22	4	0	17	1	0	.306	.379	.686	0	0	0	0	8	8	0	0	0	0	5	
	Sosa, Lenyn	.314	21	86	15	27	4	1	2	15	39	1	0	10	0	1	.318	.453	.772	1	0	0	3	0	3	7	11	0	0	2	
	Sowers, Logan	.359	23	78	15	28	4	0	3	14	41	12	0	23	1	0	.451	.526	.976	0	0	1	1	0	0	0	0	23	0	0	
	Troutwine, Gunnar	.229	10	35	5	8	1	0	1	4	12	5	0	7	0	0	.325	.343	.668	0	0	0	1	0	0	0	0	0	10	1	
	Zangari, Corey	.220	10	41	7	9	0	0	4	8	21	2	0	10	0	0	.256	.512	.768	0	0	0	2	6	0	0	0	0	0	2	
	Team Total	.268	25	821	135	220	43	7	22	115	343	68	1	168	18	5	.333	.418	.751	3	3	14	20							33	
PITCHERS		W	L	ERA	G	GS	CG	SHO	SV	SVO	IP	H	R	ER	HR	HB	BB	IBB	SO	BK	WP	GO/AO	DP	WHIP	AVG	AB	TBF	SF	GF	HLD	
	Arobio, Vince	1	2	4.50	9	0	0	0	0	0	10.0	7	7	5	1	0	5	0	9	0	1	3.20	0	1.20	.189	37	42	0	2	0	
	Bilous, Jason	0	1	4.85	5	5	0	0	0	0	13.0	16	8	7	0	2	5	0	10	0	1	1.40	3	1.62	.320	50	57	0	0	0	
	Burns, Wyatt	1	0	6.08	6	0	0	0	0	0	13.1	21	10	9	2	0	0	0	7	0	0	2.88	2	1.58	.368	57	59	1	0	2	
	Comito, Chris	1	3	6.23	5	5	0	0	0	0	26.0	36	21	18	3	2	6	0	16	0	3	1.32	2	1.62	.343	105	118	2	0	0	
	Heuer, Codi	0	0	4.97	5	5	0	0	0	0	12.2	19	8	7	2	1	1	0	10	0	1	1.25	0	1.58	.345	55	58	1	0	0	
	Johnson, Nick	0	1	1.00	8	0	0	0	1	3	9.0	7	3	1	0	0	2	0	9	0	0	2.17	0	1.00	.212	33	37	0	5	0	
	Maynard, Jack	1	1	3.97	6	0	0	0	0	1	11.1	17	5	5	1	0	3	0	13	0	0	2.33	1	1.76	.340	50	53	0	1	0	
	McCormick, Michael	3	0	3.27	6	0	0	0	1	2	11.0	12	4	4	0	2	1	0	11	0	1	1.56	0	1.18	.267	45	49	0	3	0	
*	Minier, Greg	1	1	6.28	5	0	0	0	0	0	14.1	18	11	10	2	0	2	0	13	0	2	0.93	2	1.40	.310	58	60	0	0	0	
	Moran, Spencer	2	1	3.14	5	5	0	0	0	0	28.2	27	15	10	2	0	11	0	24	0	1	0.88	2	1.33	.248	109	122	1	0	0	
*	Perez, Andrew	1	0	1.42	4	0	0	0	0	0	6.1	3	1	1	0	0	0	0	7	0	0	1.40	0	0.47	.136	22	22	0	1	0	
	Perez, Devon	0	0	4.50	1	0	0	0	1	1	2.0	3	1	1	0	0	1	0	1	0	2	0.67	0	2.00	.333	9	10	0	1	0	
*	Portland, Matt	0	0	8.44	2	1	0	0	0	0	5.1	11	6	5	1	0	2	0	8	0	1	1.67	0	2.44	.407	27	29	0	0	0	
	Ramsey, Lane	2	0	6.91	6	0	0	0	0	0	14.1	23	13	11	0	0	3	0	12	0	1	2.88	1	1.81	.348	66	69	0	2	0	
*	Sousa, Bennett	1	0	0.00	8	0	0	0	3	3	12.0	3	0	0	0	0	0	0	17	0	1	2.00	0	0.25	.073	41	41	0	7	0	
	Stiever, Jonathan	0	0	3.27	4	4	0	0	0	0	11.0	4	4	4	2	1	4	0	18	0	0	2.50	0	0.73	.111	36	41	0	0	0	
*	Weston, Drew	0	1	7.88	6	0	0	0	0	1	8.0	6	8	7	3	0	3	0	8	0	1	1.00	0	1.13	.214	28	33	2	3	0	
	Team Total	14	11	4.54	25	25	0	1	6	11	208.1	233	125	105	19	8	49	0	193	0	16	2.00	13	1.35	.281	828	900	7	25	2	

KEY: * - lefthanded hitter/pitcher, # - switch hitter

AZL Mariners (7-11) 2, AZL White Sox (10-8) 1
July 10, 2018

	1	2	3	4	5	6	7	8	9	R	H	E
AZL White Sox	0	0	0	0	0	1	0	0	0	1	7	1
AZL Mariners	0	0	0	0	0	0	0	0	2	2	7	1

Two out when winning run scored.

AZL White Sox	AB	R	H	RBI	BB	SO	LOB	AVG	AZL Mariners	AB	R	H	RBI	BB	SO	LOB	AVG
Quinteiro, 2B	4	1	2	0	0	0	0	.345	Joseph, L, LF	4	0	1	0	0	0	1	.343
Weaver, LF	4	0	1	0	0	0	3	.255	Branton, 3B	4	0	3	0	0	0	1	.400
Mieses, CF	4	0	1	0	0	0	1	.299	Sheaffer, C	4	0	0	0	0	1	5	.154
Delgado, SS	4	0	0	0	0	1	2	.222	Contreras, D, 1B	4	0	1	0	0	2	3	.167
Greene, C	3	0	0	0	1	1	0	.271	Ochoa, CF	3	1	0	0	1	1	2	.155
Coffey, 3B	3	0	1	0	0	1	0	.262	Perez, N, DH	3	0	0	0	1	3	1	.161
Coronado, DH	3	0	1	0	0	0	1	.182	Rosario, R, RF	4	1	1	0	0	0	1	.125
Mendoza, H, 1B	3	0	0	0	0	0	1	.316	Gamboa, SS	3	0	0	0	0	1	1	.094
Comas, RF	3	0	1	0	0	1	0	.327	a-Garcia, J, PH	1	0	0	0	0	0	2	.235
Herrera, B, P	0	0	0	0	0	0	0	.000	Izturis Jr., 2B	4	0	1	2	0	1	0	.183
Soto, P	0	0	0	0	0	0	0	.000	Espino, P	0	0	0	0	0	0	0	.000
Mercedes, P	0	0	0	0	0	0	0	.000	Espinal, P	0	0	0	0	0	0	0	.000
Conway, P	0	0	0	0	0	0	0	.000	Hoffman, P	0	0	0	0	0	0	0	.000
Totals	31	1	7	0	1	4	8	.238	Totals	34	2	7	2	2	9	17	.225

BATTING

2B: Weaver (3, Espino).

TB: Comas; Quinteiro 2; Weaver 2; Mieses; Coronado; Coffey.

Runners left in scoring position, 2 out: Delgado; Mendoza, H.

GIDP: Coronado.

Team RISP: 0-for-5.

Team LOB: 4.

BASERUNNING

SB: Quinteiro (7, 2nd base off Espino/Sheaffer).

CS: Greene (1, 2nd base by Espino/Sheaffer).

FIELDING

E: Quinteiro (3, throw).

AZL White Sox	IP	H	R	ER	BB	SO	HR	ERA
Herrera, B	5.0	2	0	0	0	4	0	1.44
Soto (H, 1)	1.0	1	0	0	0	1	0	5.00
Mercedes (H, 1)	1.0	0	0	0	1	0	0	0.00
Conway (BS, 1)(L, 2-1)	1.2	4	2	2	1	4	0	2.13
Totals	8.2	7	2	2	2	9	0	3.51

a-Grounded out for Gamboa in the 9th.

BATTING

TB: Rosario, R; Izturis Jr.; Contreras, D; Branton 3; Joseph, L.

RBI: Izturis Jr. 2 (5).

2-out RBI: Izturis Jr. 2.

Runners left in scoring position, 2 out: Ochoa; Sheaffer; Contreras, D 2.

Team RISP: 1-for-8.

Team LOB: 8.

BASERUNNING

SB: Joseph, L (2, 3rd base off Conway/Greene); Branton (8, 2nd base off Conway/Greene).

FIELDING

E: Sheaffer (2, throw).

DP: 2 (Branton-Izturis Jr.-Contreras, D; Gamboa-Izturis Jr.).

AZL Mariners	IP	H	R	ER	BB	SO	HR	ERA
Espino	6.0	4	1	1	1	3	0	4.07
Espinal	2.0	3	0	0	0	1	0	2.51
Hoffman (W, 1-0)	1.0	0	0	0	0	0	0	1.35
Totals	9.0	7	1	1	1	4	0	3.87

Game Scores: Herrera, B 70; Espino 66.

Balk: Espino.

Groundouts-flyouts: Herrera, B 8-4; Soto 0-2; Mercedes 1-2; Conway 1-0; Espino 6-6; Espinal 1-0; Hoffman 3-0.

Batters faced: Herrera, B 18; Soto 4; Mercedes 4; Conway 10; Espino 22; Espinal 7; Hoffman 3.

Umpires: HP: Shin Koishizawa. 1B: Benjamin Engstrand.

Weather: 90 degrees, cloudy.

Wind: 12 mph, In from LF.

First pitch: 6:58 PM.

T: 2:22.

Venue: Peoria Stadium.

July 10, 2018

Compiled by MLB Advanced Media

Copyright 2018 by Major League Baseball Advanced Media.

AZL White Sox

Individual Statistics As of: 07/11/2018 12:32 AM EDT

W-L Record: 10-8

Choose a highlighted category to sort. NOTE: Rate stats do not use qualifiers.

BATTERS	AVG	G	AB	R	H	2B	3B	HR	RBI	TB	BB	IBB	SO	SB	CS	OBP	SLG	OPS	SF	SAC	HBP	---GAMES BY POSITION---									
																						GI	DP	1B	2B	3B	SS	OF	C	E	
* Abbott, Sam	.200	11	30	5	6	3	0	0	4	9	7	1	13	0	0	.385	.300	.685	0	0	2	1	10	0	0	0	0	0	1		
* Coffey, Micah	.262	17	61	10	16	4	0	0	12	20	11	1	19	1	1	.375	.328	.703	0	1	0	2	0	0	17	0	0	0	1		
# Colina, Jose	.333	4	6	2	2	1	0	0	0	3	1	0	0	0	0	.429	.500	.929	0	0	0	0	0	0	0	0	0	2	1		
* Comas, Anderson	.327	13	49	6	16	1	0	0	10	17	1	0	9	3	0	.346	.347	.693	1	0	1	1	0	0	0	0	13	0	1		
Coronado, Anthony	.182	8	22	2	4	1	0	0	2	5	2	0	7	1	0	.269	.227	.497	1	0	1	1	0	0	0	0	5	0	0		
Delgado, Lency	.222	12	45	13	10	2	0	1	5	15	3	1	13	2	0	.327	.333	.660	0	0	4	0	0	0	0	11	0	0	3		
* Greene, Ty	.271	13	48	7	13	2	0	0	3	15	4	0	9	1	1	.340	.313	.652	0	0	1	0	0	0	0	0	0	0	11	0	
Guerrero, Josue	.094	9	32	0	3	1	0	0	3	4	1	0	15	0	0	.118	.125	.243	1	0	0	0	0	0	0	0	6	0	0		
Madrigal, Nick	.000	1	1	1	0	0	0	0	0	0	0	0	0	0	0	.667	.000	.667	0	0	2	0	0	0	0	1	0	0	1		
Maldonado, Kelvin	.094	11	32	3	3	0	0	0	1	3	0	0	9	0	0	.121	.094	.215	0	0	1	0	0	7	0	2	0	0	1		
* Mendoza, Harvin	.316	10	38	4	12	3	1	0	9	17	3	0	3	1	2	.381	.447	.828	0	0	1	0	9	0	0	0	0	0	0		
* Mieses, Luis	.299	18	77	10	23	7	2	1	15	37	1	0	10	2	0	.304	.481	.784	1	0	0	2	0	0	0	0	18	0	0		
# Nova, Brayant	.107	10	28	4	3	1	1	0	2	6	4	0	13	0	0	.219	.214	.433	0	0	0	0	0	7	3	0	0	0	3		
* Ortiz, Gabriel	.143	8	21	1	3	0	0	0	2	3	1	0	3	0	0	.182	.143	.325	0	0	0	0	0	0	0	0	0	3	0		
Quinteiro, Camilo	.345	18	58	17	20	2	0	0	5	22	18	0	17	7	0	.513	.379	.892	0	1	2	0	0	9	1	6	0	0	3		
Sanchez, Kleyder	.077	11	26	3	2	1	0	0	2	3	2	0	3	0	0	.200	.115	.315	0	2	2	0	0	0	0	0	0	8	0		
Weaver, Cabera	.255	15	51	6	13	3	0	0	3	16	6	0	19	2	1	.367	.314	.680	0	0	3	0	0	0	0	0	15	0	0		
Team Total	.238	18	625	94	149	32	4	2	78	195	65	3	162	20	5	.328	.312	.640	4	4	20	7							21		

PITCHERS	W	L	ERA	G	GS	CG	SHO	SV	SVO	IP	H	R	ER	HR	HB	BB	IBB	SO	BK	WP	GO/AO	DP	WHIP	AVG	AB	TBF	SF	GF	HLD
* Acosta, Hector	0	0	13.50	2	0	0	0	0	0	1.1	2	2	2	0	0	1	0	0	0	0	0.33	0	2.25	.333	6	7	0	0	0
Acosta, Nelson	1	0	2.00	5	0	0	0	0	0	9.0	8	2	2	0	0	2	0	8	0	0	1.57	1	1.11	.235	34	36	0	0	2
* Clarkin, Jan	0	0	9.64	2	1	0	0	0	0	4.2	8	5	5	1	0	1	0	7	0	1	1.33	0	1.93	.381	21	23	0	0	0
Conway, Austin	2	1	2.13	7	0	0	0	0	1	12.2	11	3	3	0	0	5	1	14	0	2	1.44	2	1.26	.239	46	52	0	3	1
Cooper, Jacob	0	1	5.40	6	0	0	0	0	1	6.2	4	6	4	0	2	6	0	10	0	1	4.00	0	1.50	.174	23	32	0	2	1
* Fernandez, Rigo	1	0	2.84	5	0	0	0	2	2	12.2	9	5	4	0	1	8	0	14	0	3	1.10	2	1.34	.209	43	53	1	3	1
* Harrington, Drew	1	0	0.00	1	0	0	0	0	1	0.1	2	1	0	0	0	1	0	0	0	0	2.00	0	9.00	.500	4	5	0	0	0
Herrera, Braylan	2	1	1.44	5	5	0	0	0	0	25.0	19	5	4	0	1	2	0	17	0	0	1.82	0	0.84	.198	96	101	0	0	0
Kiel, Hunter	0	0	1.42	5	0	0	0	1	2	6.1	2	1	1	0	0	6	0	14	0	1	5.00	0	1.26	.100	20	27	0	2	1
* Lara, Bryan	0	0	7.94	5	0	0	0	0	0	5.2	12	5	5	0	1	3	0	5	0	0	1.33	1	2.65	.414	29	35	1	3	0
Love, Carter	1	0	3.86	4	0	0	0	0	0	11.2	11	5	5	1	0	2	0	12	0	2	2.29	0	1.11	.239	46	48	0	0	0
Mercedes, Felix	0	0	0.00	1	0	0	0	0	0	1.0	0	0	0	0	0	1	0	0	0	0	0.50	0	1.00	.000	3	4	0	0	1
Perez, Devon	0	2	0.00	5	0	0	0	2	3	9.1	10	2	0	0	0	0	0	18	0	2	0.80	1	1.07	.278	36	37	0	5	0
Pineda, Ramon	0	1	12.79	4	0	0	0	0	0	6.1	8	10	9	2	2	1	0	6	0	2	0.75	0	1.42	.296	27	31	1	0	1
* Soto, Aaron	1	0	5.00	5	4	0	0	0	0	18.0	20	10	10	2	1	1	0	17	0	1	1.00	0	1.17	.274	73	75	0	0	1
Thompson, Sean	0	1	3.00	4	3	0	0	0	0	12.0	12	7	4	2	0	4	0	12	0	0	1.75	2	1.33	.261	46	50	0	0	0
* Varnell, Taylor	1	1	2.49	5	5	0	0	0	0	21.2	13	12	6	1	2	8	0	30	0	1	1.53	0	0.97	.163	80	91	0	0	0
Team Total	10	8	3.51	18	18	0	0	5	10	164.1	151	81	64	9	10	52	1	184	0	16	1.91	9	1.24	.239	633	707	3	18	9

KEY: * - lefthanded hitter/pitcher, # - switch hitter