










Minnesota Twins Minor League Report Thursday, September 6, 2018

Team	Level	Record	Yesterday's Scores	Streak/Last 10
 Rochester Red Wings	Triple-A	**64-76; 19.0 GB 4th in International League North	No Playoffs – Season has ended	L1, 5-5
 Chattanooga Lookouts	Double-A	**29-39; 12.0 GB 5th in Southern League North	No Playoffs – Season has ended	W1, 5-5
 Fort Myers Miracle	High-A	Playoffs: 2-0 40-29; - - -GB T-1st in Fla. State League South	W, 3-1 vs. Palm Beach	W1, 6-4
 C. Rapids Kernels	Low-A	45-25; +4.0 GB 1st in Midwest League Eastern	Postponed at Beloit	L2, 8-2
 Elizabethton Twins	Rookie	**Finals : 2-0 39-27; +7.0 G 1st in App. League West	W, 2-1 vs. Princeton	App Championship (2-0)
 GCL Twins	Rookie	**32-24; 1.5 GB 3rd in GCL South	No Playoffs – Season has ended	W2, 7-3
 DSL Twins	DSL	**50-22; 1.0 GB 2nd in DSL South	No Playoffs- Season Has ended	W1, 7-3

International League North

	W	L	PCT	GB	Home	Away	Div	Streak	Last10
Lehigh Valley IronPigs	84	56	.600	-	43-27	41-29	57-32	W1	7-3
Scranton/Wilkes-Barre RailRiders	73	65	.529	10.0	39-29	34-36	48-41	W2	6-4
Pawtucket Red Sox	66	73	.475	17.5	34-35	32-38	40-49	L2	5-5
Rochester Red Wings	64	76	.457	20.0	29-41	35-35	44-45	L1	5-5
Syracuse Chiefs	64	76	.457	20.0	35-35	29-41	40-49	W4	7-3
Buffalo Bisons	61	77	.442	22.0	33-35	28-42	38-51	L11	0-10

International League South

	W	L	PCT	GB	Home	Away	Div	Streak	Last10
Durham Bulls	79	60	.568	-	40-30	39-30	39-29	W1	7-3
Gwinnett Stripers	70	69	.504	9.0	40-29	30-40	35-33	L1	6-4
Norfolk Tides	69	71	.493	10.5	36-34	33-37	31-38	L1	2-8
Charlotte Knights	64	75	.460	15.0	34-36	30-39	32-37	W1	5-5

International League West

	W	L	PCT	GB	Home	Away	Div	Streak	Last10
Toledo Mud Hens	73	66	.525	-	36-34	37-32	37-32	L1	7-3
Columbus Clippers	73	67	.521	0.5	40-30	33-37	35-34	W1	4-6
Indianapolis Indians	73	67	.521	0.5	40-30	33-37	36-33	W1	4-6
Louisville Bats	61	76	.445	11.0	32-38	29-38	30-39	L1	5-5

SECOND HALF STANDINGS

Southern League North

	W	L	PCT	GB	Home	Away	Div	Streak	Last10
Montgomery Biscuits	42	28	.600	-	18-17	24-11	22-18	L1	8-2
Jackson Generals	36	34	.514	6.0	19-16	17-18	25-25	L1	6-4
Birmingham Barons	34	36	.486	8.0	16-19	18-17	25-21	W2	4-6
Tennessee Smokies	31	37	.456	10.0	17-16	14-21	23-24	W1	3-7
Chattanooga Lookouts	29	39	.426	12.0	16-19	13-20	13-20	W1	5-5

Southern League South

	W	L	PCT	GB	Home	Away	Div	Streak	Last10
Biloxi Shuckers	40	30	.571	-	24-11	16-19	21-19	L2	5-5
Pensacola Blue Wahoos	39	30	.565	0.5	22-13	17-17	24-20	L1	6-4
Mississippi Braves	38	30	.559	1.0	21-13	17-17	22-22	W1	6-4
Mobile BayBears	29	39	.426	10.0	13-20	16-19	21-21	W1	3-7
Jacksonville Jumbo Shrimp	27	42	.391	12.5	12-23	15-19	19-25	L1	4-6

OVERALL STANDINGS

Southern League North

	W	L	PCT	GB	Home	Away	Div	Streak	Last10
Montgomery Biscuits	79	61	.564	-	34-36	45-25	44-36	L1	8-2
Jackson Generals	75	64	.540	3.5	39-31	36-33	45-45	L1	6-4
Tennessee Smokies	67	71	.486	11.0	33-35	34-36	43-44	W1	3-7
Birmingham Barons	66	72	.478	12.0	33-36	33-36	45-45	W2	4-6
Chattanooga Lookouts	65	72	.474	12.5	36-34	29-38	35-42	W1	5-5

Southern League South

	W	L	PCT	GB	Home	Away	Div	Streak	Last10
Biloxi Shuckers	81	59	.579	-	47-23	34-36	47-38	L2	5-5
Pensacola Blue Wahoos	69	68	.504	10.5	37-33	32-35	46-41	L1	6-4
Mississippi Braves	67	71	.486	13.0	36-33	31-38	40-49	W1	6-4
Mobile BayBears	66	70	.485	13.0	31-35	35-35	43-39	W1	3-7
Jacksonville Jumbo Shrimp	55	82	.401	24.5	27-41	28-41	34-43	L1	4-6

Fort Myers Miracle (2-0) 3, Palm Beach Cardinals (0-2) 1
September 5, 2018

	1	2	3	4	5	6	7	8	9	R	H	E
Fort Myers	0	0	2	0	0	1	0	0	0	3	12	2
Palm Beach	0	0	1	0	0	0	0	0	0	1	9	1

Fort Myers	AB	R	H	RBI	BB	SO	LOB	AVG	Palm Beach	AB	R	H	RBI	BB	SO	LOB	AVG
Lewis, SS	5	0	0	0	0	0	0	.111	Robertson, SS	4	0	1	0	0	1	0	.125
Kirilloff, RF	5	1	5	0	0	0	0	.778	Lopez, I, 2B	4	0	2	1	0	0	1	.333
Miranda, 3B	5	1	2	2	0	0	3	.375	Carlson, RF	4	0	0	0	1	3	3	.250
Costello, 1B	5	0	0	0	0	3	6	.125	Montero, E, 3B	4	0	1	0	0	1	2	.500
Hamilton, C	4	0	1	0	0	2	0	.250	Capel, CF	4	0	0	0	0	0	4	.000
Blankenhorn, 2B	3	1	0	0	0	1	0	.000	Billings, LF	4	0	1	0	0	0	1	.143
Carrier, DH	3	0	3	0	1	0	0	1.000	Godoy, C	4	0	2	0	0	1	1	.286
Contreras, LF	3	0	0	1	0	1	3	.000	Trosclair, 1B	3	1	1	0	1	0	2	.143
Whitefield, CF	4	0	1	0	0	0	1	.286	Myers, DH	4	0	1	0	0	0	3	.200
Beeker, P	0	0	0	0	0	0	0	.000	Oxnevad, P	0	0	0	0	0	0	0	.000
Phillips, P	0	0	0	0	0	0	0	.000	Latcham, P	0	0	0	0	0	0	0	.000
Lujan, P	0	0	0	0	0	0	0	.000	Patterson, P	0	0	0	0	0	0	0	.000
Bray, P	0	0	0	0	0	0	0	.000	Dobzanski, P	0	0	0	0	0	0	0	.000
Totals	37	3	12	3	1	7	13	.269	Totals	35	1	9	1	2	6	17	.209

BATTING

2B: Carrier 2 (2, Oxnevad, Latcham).
HR: Miranda (1, 3rd inning off Oxnevad, 1 on, 2 out).
TB: Kirilloff 5; Whitefield; Carrier 5; Hamilton; Miranda 5.
RBI: Miranda 2 (3); Contreras (1).
2-out RBI: Miranda 2.
Runners left in scoring position, 2 out: Costello 4; Contreras; Whitefield.
SF: Contreras.
Team RISP: 0-for-6.
Team LOB: 10.

BASERUNNING

CS: Hamilton (1, 2nd base by Oxnevad/Godoy); Whitefield (1, 2nd base by Oxnevad/Godoy).
PO: Whitefield (1st base by Oxnevad).

FIELDING

E: Miranda (1, fielding); Lewis (1, fielding).
DP: (Lewis-Blankenhorn-Costello).

Fort Myers	IP	H	R	ER	BB	SO	HR	ERA
Beeker	4.1	5	1	1	2	4	0	2.08
Phillips (W, 1-0)	2.2	1	0	0	0	2	0	0.00
Lujan (H, 1)	1.0	2	0	0	0	0	0	0.00
Bray (S, 1)	1.0	1	0	0	0	0	0	0.00
Totals	9.0	9	1	1	2	6	0	1.00

BATTING

TB: Billings; Godoy 2; Montero, E; Myers; Robertson; Trosclair; Lopez, I 2.
RBI: Lopez, I (1).
Runners left in scoring position, 2 out: Carlson 2; Myers 2; Trosclair.
SAC: Robertson.
SF: Lopez, I.
GDP: Capel.
Team RISP: 0-for-6.
Team LOB: 11.

FIELDING

E: Montero, E (1, fielding).
Outfield assists: Carlson (Kirilloff at 2nd base).
Pickoffs: Oxnevad (Whitefield at 1st base).

Palm Beach	IP	H	R	ER	BB	SO	HR	ERA
Oxnevad (L, 0-1)	4.2	8	2	2	1	3	1	3.86
Latcham	1.1	1	1	1	0	1	0	6.75
Patterson	2.0	2	0	0	0	2	0	0.00
Dobzanski	1.0	1	0	0	0	1	0	0.00
Totals	9.0	12	3	3	1	7	1	3.18

Game Scores: Beeker 53; Oxnevad 41.

WP: Oxnevad.

HBP: Blankenhorn (by Latcham).

Pitches-strikes: Beeker 74-46; Phillips 34-22; Lujan 14-10; Bray 16-10; Oxnevad 76-55; Latcham 22-14; Patterson 28-22; Dobzanski 23-14.

Groundouts-flyouts: Beeker 5-5; Phillips 1-2; Lujan 1-2; Bray 0-2; Oxnevad 4-2; Latcham 1-2; Patterson 1-1; Dobzanski 2-1.

Batters faced: Beeker 22; Phillips 8; Lujan 5; Bray 4; Oxnevad 21; Latcham 6; Patterson 8; Dobzanski 5.

Inherited runners-scored: Phillips 3-0; Latcham 2-0.

Umpires: HP: Matt Carlyon. 1B: Robert Nunez. 2B: Emil Jimenez. 3B: Mike Carroll.

Weather: 87 degrees, partly cloudy.

Wind: 13 mph, L to R.

First pitch: 6:34 PM.

T: 2:40.

Att: 602.

Venue: Roger Dean Chevrolet Stadium.

September 5, 2018

Compiled by MLB Advanced Media

FSL Playoffs:

TEX Semifinals

Clearwater 7, Daytona 6
Final (Clearwater Leads Series 1-0)

Fort Myers 3, Palm Beach 1
Final (Fort Myers Leads Series 1-0)

Daytona 6, Clearwater 5
Final (Series Tied 1-1)

**Fort Myers 3, Palm Beach 1
Final (Fort Myers Wins Series 2-0)**

Clearwater @ Daytona, 7:05PM (Series Tied 1-1)

@ Fort Myers, TBD (Series Tied -)

@ Fort Myers, TBD (Series Tied -)

Fort Myers @ , TBD (Series Tied -)

Fort Myers @ , TBD (Series Tied -)

Fort Myers @ , TBD (Series Tied -)

September 4

W - Russ, Addison (1-0, 0.00), L - Diaz, Carlos (0-1, 9.00)

W - Cutura, Andro (1-0, 1.29), L - Walsh, Jake (0-1, 5.40)

September 5

W - Hunter, Brian (1-0, 0.00), L - Requena, Alejandro (0-1, 20.25)

W - Phillips, Alex (1-0, 0.00), L - Oxnevad, Ian (0-1, 3.86)

September 6

TEX Championship Series

September 7

September 8

September 9

September 10

September 11

Fort Myers Miracle

As of 09/06/2018 01:19 AM GMT

W-L Record: 2-0

GI ---GAMES BY POSITION-

BATTERS	AVG	G	AB	R	H	2B	3B	HR	RBI	BB	IBB	SO	SB	CS	OBP	SLG	OPS	SF	SAC	HBP	DP	1B	2B	3B	SS	OF	C	E
* Blankenhorn, Travis	.000	2	7	1	0	0	0	0	0	0	0	3	0	0	.125	.000	.125	0	0	1	0	0	2	0	0	0	0	1
Carrier, Shane	1.000	1	3	0	3	2	0	0	0	1	0	0	0	0	1.000	1.667	2.667	0	0	0	0	0	0	0	0	0	0	0
* Contreras, Mark	.000	1	3	0	0	0	0	0	1	0	0	1	0	0	.000	.000	.000	1	0	0	0	0	0	0	0	1	0	0
* Costello, Ryan	.125	2	8	1	1	0	0	0	1	1	0	3	0	0	.222	.125	.347	0	0	0	0	2	0	0	0	0	0	0
* De La Trinidad, Ernie	.000	1	3	0	0	0	0	0	0	0	0	3	0	0	.000	.000	.000	0	0	0	0	0	0	0	0	1	0	0
Hamilton, Caleb	.250	1	4	0	1	0	0	0	0	0	0	2	0	1	.250	.250	.500	0	0	0	0	0	0	0	0	0	1	0
* Kirilloff, Alex	.778	2	9	2	7	0	0	1	1	0	0	0	0	0	.778	1.111	1.889	0	0	0	0	0	0	0	0	2	0	0
Lewis, Royce	.111	2	9	1	1	0	0	0	0	0	0	0	1	0	.111	.111	.222	0	0	0	0	0	0	0	2	0	0	1
Miranda, Jose	.375	2	8	1	3	1	0	1	3	0	0	0	0	0	.375	.875	1.250	0	0	0	0	0	0	2	0	0	0	1
* Rinn, Robby	.000	1	3	0	0	0	0	0	0	0	0	3	0	0	.000	.000	.000	0	0	0	0	0	0	0	0	0	0	0
* Rortvedt, Ben	.000	1	3	0	0	0	0	0	0	0	0	2	0	0	.000	.000	.000	0	0	0	0	0	0	0	0	0	1	0
Whitefield, Aaron	.286	2	7	0	2	0	0	0	0	0	0	0	0	1	.286	.286	.571	0	0	0	0	0	0	0	0	2	0	0
Total-All Batters	.269	2	67	6	18	3	0	2	6	2	0	17	1	2	.296	.403	.699	1	0	1	0							3

GI

PITCHERS	W-L	ERA	G	GS	CG	SHO	SV	SVO	IP	H	R	ER	HR	HB	BB	IBB	SO	BK	WP	GO/AO	DP	WHIP	AVG	AB	TBF	SF	GF	HLD
Beeker, Clark	0-0	2.08	1	1	0	0	0	0	4.1	5	1	1	0	0	2	0	4	0	0	0.83	0	1.62	.278	18	22	1	0	0
Bray, Adam	0-0	0.00	1	0	0	0	1	1	1.0	1	0	0	0	0	0	0	0	0	0	0.00	0	1.00	.250	4	4	0	1	0
Cutura, Andro	1-0	1.29	1	1	0	0	0	0	7.0	4	1	1	0	0	2	0	9	0	0	1.40	0	0.86	.160	25	27	0	0	0
Lujan, Hector	0-0	0.00	1	0	0	0	0	0	1.0	2	0	0	0	0	0	0	0	0	0	0.50	0	2.00	.400	5	5	0	0	1
Mason, Ryan	0-0	0.00	1	0	0	0	1	1	2.0	1	0	0	0	0	0	0	1	0	0	4.00	1	0.50	.143	7	7	0	1	0
Phillips, Alex	1-0	0.00	1	0	0	0	0	0	2.2	1	0	0	0	0	0	0	2	0	0	0.33	1	0.37	.125	8	8	0	0	0
Total-All Pitchers	2-0	1.00	2	2	0	0	2	2	18.0	14	2	2	0	0	4	0	16	0	0	0.95	2	1.00	.209	67		1	2	1

KEY: * - lefthanded hitter/pitcher, # - switch hitter

SECOND HALF STANDINGS

Midwest League Eastern										Midwest League Western									
	W	L	PCT	GB	Home	Away	Div	Streak	Last10		W	L	PCT	GB	Home	Away	Div	Streak	Last10
Bowling Green Hot Rods	43	27	.614	-	22-13	21-14	37-21	W2	7-3	Cedar Rapids Kernels	45	25	.643	-	24-11	21-14	36-22	L2	8-2
Lansing Lugnuts	37	33	.529	6.0	19-16	18-17	34-24	L4	5-5	Quad Cities River Bandits	41	29	.586	4.0	18-17	23-12	35-23	W5	7-3
Great Lakes Loons	36	33	.522	6.5	17-17	19-16	30-27	L1	7-3	Beloit Snappers	37	32	.536	7.5	16-18	21-14	29-28	W2	5-5
West Michigan Whitecaps	33	36	.478	9.5	16-19	17-17	29-29	W2	4-6	Kane County Cougars	37	32	.536	7.5	21-13	16-19	32-26	L1	4-6
Fort Wayne TinCaps	32	37	.464	10.5	16-17	16-20	29-29	L2	5-5	Peoria Chiefs	37	32	.536	7.5	21-13	16-19	29-28	L6	3-7
Lake County Captains	31	38	.449	11.5	16-18	15-20	26-32	W5	6-4	Wisconsin Timber Rattlers	37	33	.529	8.0	18-16	19-17	30-28	W1	7-3
South Bend Cubs	30	39	.435	12.5	13-23	17-16	25-32	W1	4-6	Clinton LumberKings	30	39	.435	14.5	16-20	14-19	22-35	W2	4-6
Dayton Dragons	27	43	.386	16.0	15-20	12-23	21-37	L2	3-7	Burlington Bees	20	45	.308	22.5	13-21	7-24	16-39	L6	2-8

OVERALL STANDINGS

Midwest League Eastern										Midwest League Western									
	W	L	PCT	GB	Home	Away	Div	Streak	Last10		W	L	PCT	GB	Home	Away	Div	Streak	Last10
Bowling Green Hot Rods	90	49	.647	-	47-22	43-27	74-41	W2	7-3	Quad Cities River Bandits	81	59	.579	-	40-30	41-29	66-50	W5	7-3
Lansing Lugnuts	80	60	.571	10.5	41-28	39-32	70-46	L4	5-5	Cedar Rapids Kernels	77	62	.554	3.5	40-32	37-30	63-52	L2	8-2
West Michigan Whitecaps	69	70	.496	21.0	40-32	29-38	60-56	W2	4-6	Peoria Chiefs	76	63	.547	4.5	43-27	33-36	61-54	L6	3-7
Fort Wayne TinCaps	64	74	.464	25.5	37-31	27-43	57-59	L2	5-5	Kane County Cougars	72	66	.522	8.0	37-27	35-39	61-55	L1	4-6
South Bend Cubs	64	74	.464	25.5	34-37	30-37	54-60	W1	4-6	Beloit Snappers	69	69	.500	11.0	32-35	37-34	57-57	W2	5-5
Great Lakes Loons	60	77	.438	29.0	30-35	30-42	51-62	L1	7-3	Clinton LumberKings	69	70	.496	11.5	37-36	32-34	56-59	W2	4-6
Lake County Captains	60	79	.432	30.0	34-35	26-44	50-66	W5	6-4	Wisconsin Timber Rattlers	68	71	.489	12.5	38-32	30-39	52-63	W1	7-3
Dayton Dragons	58	80	.420	31.5	37-34	21-46	44-70	L2	3-7	Burlington Bees	50	84	.373	28.0	28-39	22-45	43-69	L6	2-8

**Elizabethton Twins (2-0) 2, Princeton Rays (0-2) 1
September 5, 2018**

	1	2	3	4	5	6	7	8	9	R	H	E
Princeton	0	0	1	0	0	0	0	0	0	1	6	0
Elizabethton	0	0	0	1	0	0	0	1	x	2	5	1

Princeton	AB	R	H	RBI	BB	SO	LOB	AVG
Palomaki, 2B	3	0	0	0	1	0	2	.167
Gregorio, DH	4	0	1	1	0	1	1	.143
Hollis, 3B	4	0	0	0	0	0	2	.143
Franco, SS	4	0	0	0	0	0	2	.125
Witherspoon, CF	4	0	2	0	0	0	0	.500
Pena, T, RF-LF	4	0	0	0	0	2	2	.000
Alvarez, R, C	3	0	1	0	0	0	1	.286
Byrd, 1B	3	1	1	0	0	1	1	.333
Diaz, P, LF	2	0	1	0	0	1	0	.500
a-Leon, PH	1	0	0	0	0	0	1	.000
Brundage, RF	0	0	0	0	0	0	0	.333
Baz, P	0	0	0	0	0	0	0	.000
Moore, P	0	0	0	0	0	0	0	.000
German, P	0	0	0	0	0	0	0	.000
Costanzo, P	0	0	0	0	0	0	0	.000
Totals	32	1	6	1	1	5	12	.219

Elizabethton	AB	R	H	RBI	BB	SO	LOB	AVG
Severino, 2B	3	1	0	0	0	2	2	.250
Marrero, LF	3	0	1	0	0	1	2	.375
Celestino, CF	3	1	2	1	1	1	0	.333
Williams, 1B	3	0	0	0	1	0	2	.286
Robles, 3B	4	0	0	0	0	1	4	.250
Keirse, RF	4	0	1	1	0	2	3	.250
De La Torre, DH	1	0	0	0	2	0	0	.000
Molina, C	2	0	0	0	0	1	3	.000
Encarnacion, SS	3	0	1	0	0	2	0	.571
Berroa, P	0	0	0	0	0	0	0	.000
Palm, P	0	0	0	0	0	0	0	.000
Totals	26	2	5	2	4	10	16	.281

a-Grounded into a double play for Diaz, P in the 7th.

BATTING

2B: Witherspoon (1, Palm).
TB: Alvarez, R; Gregorio; Diaz, P; Byrd; Witherspoon 3.
RBI: Gregorio (1).
Runners left in scoring position, 2 out: Franco 2; Gregorio; Pena, T.
GIDP: Leon.
Team RISP: 1-for-6.
Team LOB: 5.

BASERUNNING

SB: Palomaki (1, 2nd base off Berroa/Molina).

FIELDING

PB: Alvarez, R (1).
DP: (Byrd).

Princeton	IP	H	R	ER	BB	SO	HR	ERA
Baz	5.2	4	1	1	2	7	0	1.59
Moore (L, 0-1)	1.2	0	1	1	1	2	0	5.40
German	0.1	1	0	0	1	1	0	0.00
Costanzo	0.1	0	0	0	0	0	0	0.00
Totals	8.0	5	2	2	4	10	0	4.76

BATTING

2B: Keirse (1, Baz); Celestino (1, German).
TB: Keirse 2; Encarnacion; Marrero; Celestino 3.
RBI: Keirse (1); Celestino (1).
2-out RBI: Keirse.
Runners left in scoring position, 2 out: Marrero 2; Molina; Keirse.
SAC: Marrero.
Team RISP: 2-for-7.
Team LOB: 7.

BASERUNNING

CS: Marrero (1, 2nd base by Baz/Alvarez, R).

FIELDING

E: Molina (1, throw).
DP: (Encarnacion-Williams).

Elizabethton	IP	H	R	ER	BB	SO	HR	ERA
Berroa	5.0	4	1	1	1	4	0	1.80
Palm (W, 1-0)	4.0	2	0	0	0	1	0	0.00
Totals	9.0	6	1	1	1	5	0	2.50

Game Scores: Baz 66; Berroa 61.

WP: Baz; Berroa.
IBB: Williams (by German).
HBP: Molina (by Baz); Severino (by Moore).
Groundouts-flyouts: Baz 4-2; Moore 1-0; German 0-0; Costanzo 0-0; Berroa 7-0; Palm 7-0.
Batters faced: Baz 23; Moore 6; German 3; Costanzo 1; Berroa 20; Palm 13.
Inherited runners-scored: Moore 1-0; German 1-1; Costanzo 2-0.
Umpires: HP: Colin Baron. 1B: Clay Williams. 2B: Thomas O'Neil. 3B: Adam Pierce.
Weather: 87 degrees, clear.
Wind: 1 mph, Varies.
First pitch: 7:02 PM.
T: 2:31.
Att: 603.
Venue: Joe O'Brien Field.
September 5, 2018

Compiled by MLB Advanced Media

Appalachian League East

	W	L	PCT	GB	Home	Away	Div	Streak	Last10
Princeton Rays	44	22	.667	-	27-10	17-12	28-10	W4	8-2
Bluefield Blue Jays	42	26	.618	3.0	23-11	19-15	22-16	W2	6-4
Danville Braves	33	35	.485	12.0	18-17	15-18	18-20	W1	3-7
Pulaski Yankees	32	36	.471	13.0	17-17	15-19	17-19	W1	3-7
Burlington Royals	25	43	.368	20.0	12-21	13-22	9-29	L2	7-3

Appalachian League West

	W	L	PCT	GB	Home	Away	Div	Streak	Last10
Elizabethton Twins	39	27	.591	-	19-13	20-14	25-13	L1	8-2
Kingsport Mets	33	35	.485	7.0	19-15	14-20	21-17	L2	4-6
Bristol Pirates	31	37	.456	9.0	17-16	14-21	15-21	L1	3-7
Johnson City Cardinals	31	37	.456	9.0	13-20	18-17	17-21	W2	5-5
Greeneville Reds	28	40	.412	12.0	12-21	16-19	16-22	L4	3-7

Playoffs:

TEX Semifinals

Game	Result	Date	Winner	Score
Bluefield 12, Princeton 7 Final	(Bluefield Leads Series 1-0)	August 31	W - Medina, Nicolas	(1-0, 0.00), L - Baz, Shane (0-1, 33.75)
Elizabethton 7, Kingsport 3 Final	(Elizabethton Leads Series 1-0)	August 31	W - Winder, Josh	(1-0, 1.50), L - Taveras, Willy (0-1, 4.50)
Princeton 7, Bluefield 3 Final	(Series Tied 1-1)	September 1	W - Moore, Steffon	(1-0, 4.50), L - Galva, Claudio (0-1, 8.10)
Kingsport 7, Elizabethton 6 Final	(Series Tied 1-1)	September 1	W - Hickey, Mitch	(1-0, 10.80), L - Funderburk, Kody (0-1, 6.23)
Princeton 6, Bluefield 5 Final	(Princeton Wins Series 2-1)	September 2	W - German, Francisco	(1-0, 0.00), L - Wilson, Brad (0-1, 0.00)
Elizabethton 5, Kingsport 2 Final	(Elizabethton Wins Series 2-1)	September 2	W - Rapp, Brian	(1-0, 2.45), L - Nunez, Dedniel (0-1, 6.23)
TEX Championship Series				
Elizabethton 7, Princeton 4 Final	(Elizabethton Leads Series 1-0)	September 4	W - Schulfer, Austin	(1-0, 5.14), L - Sanchez, Rodolfo (0-1, 10.80)
Elizabethton 2, Princeton 1 Final	(Elizabethton Wins Series 2-0)	September 5	W - Palm, Tyler	(1-0, 0.00), L - Moore, Steffon (1-1, 4.91)

Elizabethton Twins

As of 09/06/2018 01:40 AM GMT

W-L Record: 2-0

GI ---GAMES BY POSITION---

BATTERS	AVG	G	AB	R	H	2B	3B	HR	RBI	BB	IBB	SO	SB	CS	OBP	SLG	OPS	SF	SAC	HBP	DP	1B	2B	3B	SS	OF	C	E
* Akins, Jared	.250	1	4	0	1	0	0	0	0	0	0	2	0	0	.250	.250	.500	0	0	0	0	0	0	0	0	1	0	0
* Arias, Jean Carlos	.250	1	4	1	1	0	0	1	2	0	0	2	0	0	.250	1.000	1.250	0	0	0	0	0	0	0	0	0	0	0
* Casanova, Trevor	.000	1	5	0	0	0	0	0	0	0	0	3	0	0	.000	.000	.000	0	0	0	1	0	0	0	0	0	1	0
Celestino, Gilberto	.333	2	6	2	2	1	0	0	1	2	0	1	0	0	.556	.500	1.056	0	0	1	0	0	0	0	0	2	0	0
De La Torre, Ricky	.000	1	1	0	0	0	0	0	0	2	0	0	0	0	.667	.000	.667	0	0	0	0	0	0	0	0	0	0	0
* Encarnacion, Yeltsin	.571	2	7	1	4	0	0	0	0	0	0	2	1	0	.571	.571	1.143	0	0	0	0	0	0	0	2	0	0	0
* Keirse, DaShawn	.250	1	4	0	1	1	0	0	1	0	0	2	0	0	.250	.500	.750	0	0	0	0	0	0	0	0	1	0	0
* Marrero, Lean	.375	2	8	0	3	1	0	0	0	0	0	2	0	1	.375	.500	.875	0	1	0	0	0	0	0	0	2	0	0
# Molina, Robert	.000	1	2	0	0	0	0	0	0	0	0	1	0	0	.333	.000	.333	0	0	1	0	0	0	0	0	0	1	1
Robles, Alex	.250	2	8	1	2	1	0	0	1	0	0	1	0	0	.250	.375	.625	0	0	0	1	0	0	2	0	0	0	0
# Severino, Yunior	.250	2	8	2	2	0	0	0	1	0	0	4	0	0	.333	.250	.583	0	0	1	0	0	2	0	0	0	0	0
Williams, Chris	.286	2	7	2	2	0	0	1	2	2	2	1	0	0	.444	.714	1.159	0	0	0	0	2	0	0	0	0	0	0
Total-All Batters	.281	2	64	9	18	4	0	2	8	6	2	21	1	1	.370	.438	.807	0	1	3	2						1	

GI

PITCHERS	W-L	ERA	G	GS	CG	SHO	SV	SVO	IP	H	R	ER	HR	HB	BB	IBB	SO	BK	WP	GO/AO	DP	WHIP	AVG	AB	TBF	SF	GF	HLD
Berroa, Prelander	0-0	1.80	1	1	0	0	0	0	5.0	4	1	1	0	0	1	0	4	0	1	7.00	0	1.00	.211	19	20	0	0	0
Blank, Jacob	0-0	0.00	1	0	0	0	1	1	2.0	0	0	0	0	0	2	0	5	0	0	1.00	0	1.00	.000	6	8	0	1	0
Palm, Tyler	1-0	0.00	1	0	0	0	0	0	4.0	2	0	0	0	0	0	0	1	0	0	3.50	1	0.50	.154	13	13	0	1	0
Schulfer, Austin	1-0	5.14	1	1	0	0	0	0	7.0	8	4	4	1	1	0	0	6	0	1	1.20	0	1.14	.308	26	27	0	0	0
Total-All Pitchers	2-0	2.50	2	2	0	0	1	1	18.0	14	5	5	1	1	3	0	16	0	2	3.00	1	0.94	.219	64		0	2	0

KEY: * - lefthanded hitter/pitcher, # - switch hitter

Gulf Coast League East

	W	L	PCT	GB	Home	Away	Div	Streak	Last10
GCL Cardinals	40	16	.714	-	18-10	22-6	40-16	W8	9-1
GCL Astros	27	28	.491	12.5	15-12	12-16	27-28	L2	3-7
GCL Marlins	25	31	.446	15.0	14-14	11-17	25-31	W1	7-3
GCL Mets	24	31	.436	15.5	12-16	12-15	24-31	W1	4-6
GCL Nationals	23	33	.411	17.0	12-16	11-17	23-33	L5	2-8

Gulf Coast League Northeast

	W	L	PCT	GB	Home	Away	Div	Streak	Last10
GCL Phillies East	30	24	.556	-	17-10	13-14	16-5	L2	5-5
GCL Tigers East	26	28	.481	4.0	12-15	14-13	9-11	W2	5-5
GCL Braves	22	32	.407	8.0	7-20	15-12	10-11	L2	3-7
GCL Yankees East	19	35	.352	11.0	11-16	8-19	6-14	W1	5-5

Gulf Coast League Northwest

	W	L	PCT	GB	Home	Away	Div	Streak	Last10
GCL Tigers West	37	16	.698	-	19-7	18-9	18-8	W4	8-2
GCL Phillies West	30	24	.556	7.5	18-9	12-15	11-15	L1	6-4
GCL Pirates	27	25	.519	9.5	14-13	13-12	13-13	L1	7-3
GCL Yankees West	25	27	.481	11.5	13-12	12-15	14-11	L1	5-5
GCL Blue Jays	24	29	.453	13.0	13-14	11-15	9-18	W1	2-8

Gulf Coast League South

	W	L	PCT	GB	Home	Away	Div	Streak	Last10
GCL Red Sox	33	22	.600	-	19-8	14-14	33-22	L2	6-4
GCL Rays	33	23	.589	0.5	17-11	16-12	33-23	W3	7-3
GCL Twins	32	24	.571	1.5	19-9	13-15	32-24	W2	6-4
GCL Orioles	13	42	.236	20.0	9-19	4-23	13-42	L10	0-10

Dominican Summer League South

	W	L	PCT	GB	Home	Away	Div	Streak	Last10
DSL Cardinals Blue	51	21	.708	-	27-9	24-12	51-21	L1	8-2
DSL Twins	50	22	.694	1.0	26-10	24-12	50-22	W1	7-3
DSL Mets1	47	25	.653	4.0	27-9	20-16	47-25	W2	7-3
DSL Nationals	36	36	.500	15.0	20-16	16-20	36-36	W1	5-5
DSL Phillies Red	31	40	.437	19.5	20-16	11-24	31-40	L1	5-5
DSL Yankees	29	42	.408	21.5	15-20	14-22	29-42	W3	5-5
DSL Rockies	22	50	.306	29.0	10-26	12-24	22-50	L5	2-8
DSL Angels	21	51	.292	30.0	14-22	7-29	21-51	L6	1-9

Minor League Clips

Elizabethton wins back-to-back Appy League titles

Mike Rosenbaum | MLB.com | September 5, 2018

Make it back-to-back Appalachian League titles for the Elizabethton Twins.

The Minnesota Twins' Rookie-level affiliate pushed across a run in the bottom of the eighth inning to edge Princeton, 2-1, and complete a two-game sweep in the best-of-three Appalachian League finals. It was the 12th Appy championship in Elizabethton franchise history.

Princeton struck first in the contest, as Rays No. 30 prospect Osmy Gregorio plated Vincent Byrd in the third inning with a one-out single for Princeton's third hit in the frame.

Elizabethton responded with its first run of the game in the following inning.

Twins No. 14 prospect Gilberto Celestino opened the frame with a leadoff single, advanced to second on a ground out to shortstop and then put Elizabethton on the board when he scored on DaShawn Keirse Jr.'s two-out double.

The score remained tied until the eighth inning, when Celestino plated what was ultimately the game-winning run for Elizabethton with a one-out double. The 19-year-old outfielder was the lone Twins player to collect multiple hits in the contest, finishing 2-for-3 with a walk.

Elizabethton starter Prelander Berroa received a no-decision but was solid, allowing one earned run on four hits in five innings. Tyler Palm, a 6-foot-9 right-hander, permitted just two hits and faced one over the minimum over four scoreless frames out of the bullpen to earn to win.

Rays No. 6 prospect Shane Baz (No. 93 overall) started for Princeton and turned in his best performance since joining Tampa Bay from the Pirates as the PTBNL in the Chris Archer Trade Deadline blockbuster. The 19-year-old right-hander worked a career-high 5 2/3 innings, allowing one earned run on four hits and one walk while striking out seven.

Wednesday's top prospect performers

Mike Rosenbaum | MLB.com | September 5, 2018

After authoring one of the better offensive campaigns during the Minor League regular season, Alex Kirilloff is carrying his team deep into the Florida State League playoffs.

The Twins' No. 2 prospect (No. 30 overall) didn't make an out and recorded a career-high five hits as he powered Class A Advanced Fort Myers over Palm Beach, 3-1, and into the Florida State League finals. He finished 5-for-5 and also scored once in the victory.

Kirilloff's perfect night at the dish comes one day after the 20-year-old outfielder connected on a solo homer as part of a 2-for-4 performance in the series opener, also a 3-1 victory. What's more, the 2016 first-rounder's torrid start in the postseason follows a regular season in which he batted .348/.392/.578 with 71 extra-base hits (20 HR, 7 3B, 44 2B) and 101 RBIs in 130 games between two levels.

Jose Miranda's (No. 29) two-run home run in the third inning started the scoring for the Miracle and ultimately proved the difference. The 20-year-old infielder finished 2-for-5 at the plate and drove in three runs during the two-game series. Overall, Miranda hit .264/.319/.417 with 16 home runs, 27 doubles and 82 RBIs in 131 games this season between Fort Myers and Class A Cedar Rapids.

E-Twins go back-to-back, win 12th title

Gerard Gilberto | MiLB.com | September 5, 2018

For the ninth time in his 32-year tenure as Elizabethton manager, Ray Smith can call himself a champion.

"When we won the division series, [Smith] was like, 'OK, it's just another game.' So we were interested to see how he would react," said Tyler Palm, who allowed four hits over final innings of scoreless relief. "He walked in [the locker room] and said, 'Hey, is this the Appalachian League champions?' And we all went nuts."

On Wednesday, Twins No. 14 prospect Gilberto Celestino scored the tying run and doubled home the go-ahead run in a 2-1 victory over Princeton that clinched the Appy League crown. It was the second straight title for Elizabethton, which leads all Minor League franchises with 12 championships since its inception in 1974.

"I haven't really won anything my whole life, so this means, literally, the world to me," said Palm, a 23-year-old undrafted free agent out of Oakland University.

Beginning with a seventh-inning double play, Palm recorded five consecutive outs before being greeted by league MVP Wander Franco as he returned for his fourth inning of relief in the ninth. The 6-foot-9, 226-pound right-hander got the Rays' fourth-ranked prospect to line to Celestino in center field before nailing down the final two outs on a grounder and a popup to secure the title.

"I'm a big sinker guy, throwing fastballs and stuff, but I came out throwing sliders," Palm said. "They kept putting good swings on it, but I kept hammering them and, luckily, I have a great defense bailing me out."

Prelander Berroa, an 18-year-old right-hander, had just one appearance on the circuit before being tabbed as the E-Twins' starter in Game 2 of the best-of-3 Finals. The early innings quickly developed into a duel with Rays No. 6 prospect Shane Baz, but Berroa was the first to blink.

Princeton's Osmey Gregorio singled to center in the third to open the scoring. It was the only blemish on Berroa's record as he allowed four hits and a walk with four strikeouts over five innings before handing the ball to Palm, who took over in a tie game, courtesy of Celestino.

"[Berroa] did phenomenal," said Palm, who was slated to start before a late change. "If he were to get in a tight situation or something, I would come in for him, but he did his job and I did my job. But we just had an all-around great team effort."

Celestino, a 19-year-old who was acquired in the deadline deal that sent right-hander Ryan Pressly to the Astros, lined a base hit off the glove of first baseman Vincent Byrd leading off the fourth. Baz seemed to stem the rally with two quick outs before DaShawn Keirsej snuck a ground ball down the third base line for an RBI double.

The teams swapped zeros until Twins second baseman Yuniur Severino was plunked to start the eighth before being sacrificed to second by Lean Marrero. The P-Rays brought in reliever Steffon Moore to pitch to Celestino, who dropped a double into right to plate Severino with the go-ahead run.

"Big-time players make big-time plays," Palm said. "I honestly think I can give up a hit to the wall and [Celestino] can somehow find a way to catch it ... and he's just a great hitter."

Celestino batted .266/.308/.349 with four homers and 21 RBIs in 27 regular-season games with Elizabethton. He made it as high as Double-A Corpus Christi in the Astros organization but went 0-for-8 in three games before returning to Class A Short Season Tri-City.

Baz, MLB.com's No. 93 overall prospect, went 5 2/3 innings and gave up a run on four hits and two walks with seven strikeouts..

Kirilloff carries Miracle to FSL Finals **Chris Bumbaca | MiLB.com | September 5, 2018**

Alex Kirilloff had no issues adjusting to the Florida State League following a midseason promotion. But opposing pitchers could not have prepared themselves for the latest phenomenon:

Playoff Kirilloff.

The Twins' second-ranked prospect produced his first career five-hit game -- all singles -- and scored a run as Fort Myers beat Palm Beach, 3-1, to complete a two-game sweep and advance to the FSL Championship Series.

"It's been great," Kirilloff said. "We're all excited right now. We're playing good baseball and we want to keep it going heading into the next series."

MLB.com's No. 30 overall prospect said the last time he had five hits in a game must have been during his high school career. As the hits piled up Wednesday, Kirilloff kept the same approach by individualizing every at-bat.

"I think I've tried to do it my whole life," he said. "But I think I've gotten better at it, particularly this year. I think it's something I've grown into lately and it's helped me out a lot."

After losing the 2017 season to Tommy John surgery, Kirilloff has more than made up for it this year. The Pittsburgh-area native batted .348 with a .970 OPS during the regular season between Class A Cedar Rapids and Fort Myers. Once he joined the Miracle, he turned up the heat, hitting .362 with seven homers and 45 RBIs in 65 games. In Tuesday's series opener, he clubbed a homer in his first postseason plate appearance.

"Just for me, I want to help my team win and then do anything possible to put us in a better position to do so," the 2016 first-round pick said. "That's just my goal all the time and just help us keep winning ballgames."

Twins No. 29 prospect Jose Miranda opened the scoring in Game 2 with a two-run homer to left-center field in the third following Kirilloff's second knock of the game, a line drive to the opposite field. In the ninth, the 20-year-old legged out an infield single for his fifth hit.

Mark Contreras provided an insurance run in the sixth with a sac fly of his own for the Miracle. Alex Phillips (1-0) got the win in relief, allowing one hit and striking out two over 2 2/3 scoreless innings.

Irving Lopez plated the Cardinals' lone run with a sacrifice fly in the third.

In other FSL playoff action
Tortugas 6, Threshers 5

Reds No. 3 prospect Taylor Trammell reached base three times and delivered a two-run single in a four-run second inning as Daytona squared the other semifinal series. Clearwater plated four in the first but trailed by the end of the second. Relievers Brian Hunter, Joel Kuhnel and Ryan Hendrix combined on five scoreless innings for the Tortugas, yielding a hit and a walk while fanning six. The decisive third game is Thursday in Daytona, with a spot in the Championship Series on the line. Gameday box score.

Cedar Rapids Kernels have playoff game postponed at Beloit **Jeff Johnson | The Gazette | September 5, 2018**

BELOIT, Wis. — The Cedar Rapids Kernels and Beloit Snappers had the first game of their Midwest League Western Division semifinal playoff series postponed by rain Wednesday.

The teams will attempt to play again Thursday night at 6 at Pohlman Field. The remainder of the best-of-3 series will be Friday night at Veterans Memorial Stadium in Cedar Rapids.

Game 2 will begin at 6 p.m. If a Game 3 is needed, it would follow.

Both of Friday's games will be seven innings.

Cedar Rapids and Beloit ended the regular season with a three-game series at Pohlman Field, in which the Snappers won the final two games to clinch their playoff spot. The finale Monday night was delayed by rain for over six hours..

Celestino delivers E-Twins a championship **Allen LaMountain | Elizabethton Star | September 5, 2018**

Centerfielder Gilberto Celestino has been hot of late, but no hit was bigger than the one he delivered on Wednesday night at Joe O'Brien Field. Celestino doubled home Yunion Severino to give the Elizabethton Twins a 2-1 lead in a game they would win over Princeton by that margin to capture the Appalachian League championship for the second season in a row, and 12th overall.

"We have a very good staff here that know how to teach these guys and they were able to showcase their ability," Twins manager Ray Smith said. "I'm very proud. We were able to promote guys. We sent up 14 guys and got some guys from GCL that helped us. You know, I'm happy for these guys."

Princeton (2-4) took a 1-0 lead behind righthander Shane Baz and Baz held it for as long as he was in there. Baz went 5.2 innings and ended up being charged with a run, but was dominant with seven strikeouts and two walks as well as four hits.

The Rays scored in the third when first baseman Vincent Byrd and left fielder Pedro Diaz singled to open the inning against 18-year-old Prelander Berroa. After an infield popup from Jake Palomaki, designated hitter Osmy Gregorio doubled in Byrd but left two runners in scoring position.

Third baseman Connor Hollis then ripped a shot down the third base line that Twins third baseman Alex Robles caught with a dive to his right. Robles popped right up and fired to first with neither runner advancing.

“I just kind of reacted to it,” Robles said. “It took a little hop so as soon as I caught it I knew I had time to make a good throw. Berroa did a great job giving them just one run and the rest you know how the game went. This is the closest team I have been on and everyone is great friends and has each other’s back. I am so happy at this moment.”

Berroa went five innings giving up one run (earned) on four hits. He struck out four and walked one and Smith said of his performance, “He pitched beyond his age. He is only 18 with a good power arm. And he didn’t back off, and believe me Princeton has a good club with balance and power and pitching. So it was good that Berroa was able to hold them at bay and give our bats a chance to do something.”

The Twins (4-1 playoffs) got even in the fourth when Celestino led off with a single to right and two outs later DeShawn Keirse, Jr. delivered a run-scoring double down the third base line with Celestino scoring from first.

The next three innings were dominated by pitching as Tyler Palm (1-0) went four scoreless innings giving up just two hits. Palm, a starter called on for long relief in this one was up to the task saying, “I have been there before so they trust me to come out and do the job and I knew I could pull it off. I knew we could pull it off if I looked at it one pitch at a time, and I trust in my team.”

Palm went 2-2 as a starter this season with a 4.06 earned run average with 45 strikeouts against just 11 walks, but certainly came up big in this one.

“One of the reasons we started Berroa was we were thinking about having jitters,” Smith said. “But we felt we could bail him out with Palm. We didn’t want to bring the young kid into a hornets’ nest and we knew Palm could come in that situation.”

The final rally came when Severino was hit by a pitch from reliever Steffon Moore (0-1) who took the loss. Lean Marrero bunted Severino to second and Celestino’s double plated Severino and Palm pitched a one, two, three ninth to clinch it.