



# SAN DIEGO PADRES 2018 GAME NOTES

San Diego Padres (63-94) @ San Francisco Giants (72-85)

Tuesday, September 25, 2018 • 7:15 p.m. PST • AT&T Park • San Francisco, CA

LHP Robbie Erlin (4-7, 4.33) vs. RHP Chris Stratton (10-10, 4.88)

Game 158 • Home Game 80 • [FM 97.3](#) • [XEMO 860](#) • [FSSD](#)

[padrespressbox](#) [@PadresPR](#) [@Padres](#) [padres](#) San Diego Padres [Padres pronunciations](#)

**THE PENULTIMATE SERIES:** The Padres defeated the San Francisco Giants 5-0 last night @ AT&T Park, pushing their record this season vs. SF to 7-10...it was the first time this season in which the Friars have won the 1st game of a series opposite the Giants (1st time since July 20, 2017 @ SF)...starter **Bryan Mitchell** worked a career-high 8.2 innings and fanned a career-high 7 batters...he did not allow a single run, making it the 4th start he's ever made in which he didn't allow a run, and Erlin joined **Eric Lauer** as the only Padres this season to work 8.2 innings in a game (Lauer did so on July 10 vs. LAD)...**Jose Pirela** homered last night for the 1st time since July 7 @ ARI, and his 3-hit effort was his 10th of the season and his 1st since Aug. 23 @ COL.

**GO FOR ROBBIE:** **Robbie Erlin** is set to make his career-high 12th start of the season, surpassing his 11 starts in 2014...his 1.04 bb/9 ip this year is the best in a single season in his career, and among those who've made at least 38 appearances in '18, his 1.04 ratio ranks 3rd-best in the majors (behind WSH's Sean Doolittle and CLE's Dan Otero).

**2 W ROBBIE:** If **Robbie Erlin** is credited with the win today, he'll have been victorious in consecutive appearances for the 2nd time in his career (first: May 11-17, 2014)...with his last win coming against SF on Sept. 19 @ Petco Park, a win tonight would make it the first time in his career in which he's won consecutive starts against any 1 club.

**STREAKIN':** A Padres win today would give SD 3-straight team wins against the Giants, tying their longest winning streak vs. SF this season (April 13-15)...they haven't won consecutive games @ AT&T Park since they won 4-straight from April 29-July 21, 2017.

**ROOKIE STARTERS VS. NON-ROOKIE STARTERS:** Padres rookie starters this year have made 64 starts, owning a 5.09 ERA (174 er, 307.2 ip) with 119 bb, 280 so, 53 hr and a 17-25 record...Padres non-rookie starters, meanwhile, have a 5.22 ERA (284 er, 490.0 ip), with 65 homers, 189 strikeouts and a 21-40 record in 93 starts.

**AT&T SUBSCRIBERS:** The Padres have logged 68 hits @ AT&T Park this season, 2nd-most of any visiting club behind COL's 82...their 6 homers tie with CIN, MIL and PIT for the most of any team @ SF...since the inception of the 2017 season, the Padres have hit 19 homers and logged 171 hits, the most HR and hits @ AT&T of any visiting team.

**HE'S A THRILL AND HIS NAME HAPPENS TO BE WIL:** **Wil Myers** is riding a season-high 5-game hitting spree, hitting .400 (8-for-20) with 3 2b, 1 hr, 4 rbi and 2 bb in that time.

**YOU SHALL NOT PASS:** Padres relievers have allowed the 3rd-fewest walks of any NL club this year (193) ahead of just LAD (192) and WSH (183).

**LINE DRIVES:** The Padres have 192 line drive hits vs. left-handed pitchers this year, which ranks 4th-most in the ML...the Giants have logged 209 such hits vs. LHP, the 2nd-most behind CIN (210)...SD have logged 366 line-drive hits vs. righties, which tie with COL for the fewest in the majors.

**AGAINST THE SHIFT:** San Diego batters have hit .324 against the shift this season, which is the 5th highest mark in the majors in such situations.

**OH, HAPPY DAY!:** Join the Padres in wishing **Javy Guerra** a wonderful 23rd birthday!

**DON WELKE ON DECK CLASSIC:** The Padres have renamed the annual prospect game the "Don Welke On Deck Classic" in honor of the late Vice President of Scouting Operations, who passed away last week at the age of 75...this year's contest will take place on Thursday, September 27 @ Petco Park, in which top prospects from the organization will take on prospects from the Texas Rangers' organization.

### Padres at a glance...

Overall Record.....	63-94
NL West Standing.....	(-25.0, 5th)
Home.....	29-49
Road.....	34-45
Day.....	19-28
Night.....	44-66
Current Streak.....	W1
All-Time Record.....	3,674-4,295-2
All-Time at Home.....	1,989-1,997-1
All-Time at Petco Park.....	620-592
All-Time on Road.....	1,685-2,298-1
2018 vs. SF.....	7-10
2018 vs. SF at home.....	4-5
2018 vs. SF on road.....	3-5
All-Time vs. SF.....	397-453
All-Time vs. SF at home.....	215-213
All-Time vs. SF on road.....	182-240

### Padres record when...

March.....	0-3
April.....	10-17
May.....	15-13
June.....	12-15
July.....	5-20
August.....	12-15
September.....	9-11
Vs. LHSP.....	17-37
Vs. RHSP.....	46-57
Series Opener.....	18-33
Series Opener at Home.....	4-21
Series Opener on Road.....	14-12
By Series.....	13-30-7
By Home Series.....	7-15-3
By Road Series.....	6-15-4
Rubber Games.....	7-12
Sweeps/Were Swept.....	2-9
Scored First.....	42-26
Opponent Scored First.....	21-68
1-run games.....	19-19
1 or 2 run games.....	28-35
Comeback Wins.....	29-35
Last AB Wins.....	12-18
Walkoff Wins.....	5-6
Extra Innings.....	3-10
Led After 6.....	45-5
Led After 7.....	49-6
Led After 8.....	51-5
Tied After 6.....	11-10
Tied After 7.....	10-8
Tied After 8.....	8-9
Behind After 6.....	7-79
Behind After 7.....	4-79
Behind After 8.....	4-79
Division Games.....	25-46
Vs. Other Divisions.....	38-48
Vs. A.L. Teams.....	7-13
Vs. N.L. Teams.....	56-81
Vs. A.L. West.....	7-13
Vs. N.L. East.....	15-17
Vs. N.L. Central.....	16-18
Vs. N.L. West.....	25-46
Hit 0 HR.....	14-42
Hit 1+ HR.....	49-52
Hit 2+ HR.....	28-15
Scored 3 or Fewer Runs.....	15-66
Scored 4 or More Runs.....	48-28
Scored 5 or More Runs.....	39-9
Allowed 3 or Fewer Runs.....	46-12
Allowed 4 or More Runs.....	17-82
Allowed 5 or More Runs.....	9-66
More Hits than Opponent.....	43-13
Fewer Hits than Opponent.....	15-72
Committed No Errors.....	44-44
Committed 1 or More Errors.....	19-50
Before All-star Game.....	40-59
After All-star Game.....	23-35
Starter Goes at least 5 inn.....	57-55
Starter Goes at least 6 inn.....	29-24
Starter Goes at least 7 inn.....	11-7

### Upcoming schedule and probable starters

Day	Date	Time (PST)	Opp.	Padres starter	Opposing starter	Television
Wed	9/26	7:15 p.m.	@ SF	TBA	RHP Casey Kelly (0-2, 2.89)	FSSD
Thurs	9/27	OFF DAY				

## STARTING PITCHER NOTES

**#41 LHP Robbie Erlin (4-7, 4.33)**

[@robbieerlin27](#)

**HURLIN' ERLIN:** 27-year-old **Robbie Erlin** is set to make his career-high 12th start of the season (surpassing his 11 starts made in 2014) and the 37th start of his career today against the Giants...it'll be his 39th overall appearance this season, having made 27 appearances out of the SD bullpen.

**LAST TIME OUT:** Earned his first career win vs. SF in his last outing on 9/19 vs. the Giants at Petco Park, tossing 5.0 IP of three-run ball.

- Had been saddled with the loss in a career-high-tying four consecutive outings from 8/26-9/14 (also: April 15-30, 2014)...became the third Padre this season to be tagged with the loss in four straight starts (also, Luis Perdomo and Clayton Richard).
- Is now 1-3 with a 5.64 ERA (19 ER, 30.1 IP) in his eight career appearances (five starts) vs. the Giants.

**FIRST AND FOREMOST:** In the 1st inning of his 10 starts, he has posted a 0.82 ERA (1 ER, 11.0 IP) while limiting the opposition to a .114 average...in the second inning, opponents are hitting .446 and Erlin has posted a 13.50 ERA (17 ER, 11.1 IP).

**GOING FOR 2-STRAIGHT W'S:** If Erlin is credited with the win today, he'll have been credited with a win in consecutive appearances for the 2nd time in his career (first: May 11-17, 2014)...with his last win coming against the Giants on Sept. 19 @ Petco Park, a win tonight would make it the first time in his career in which he's won consecutive starts against the same opponent.

**HOME VS. AWAY:** Has posted a 3.02 ERA (20 ER, 59.2 IP) with an opponent slash line of .243/.264/.353 at Petco Park...on the road, he has posted a 6.09 ERA and opponents are slashing .306/.319/.483.

**BE SUPPORTIVE:** Has received three runs of support or more in just three of his starts...among all ML pitchers who have made at least 11 starts, his 25 total runs of support are the eighth fewest.

**ERLIN'S ARSENAL:** This season, he's relied on five pitches: four seamer (30.4%), sinker (29.7%), curve (18.3%), changeup (16.9%) and slider (4.6%).

**SPIN RATE:** His curveball this season has an average spin rate of 2475 rpm (revolutions per minute), which is the highest spin rate of any pitch in a single season in his career.

**FEW FREE PASSES:** Has walked just 12 of the 418 batters he has faced this season...his 1.04 walks per nine innings this season is the third-best mark of any pitcher this year who has made at least 38 appearances.

**RISPY BUSINESS:** In his last nine starts since August 2, opposing bats have hit .357 vs. Robbie with RISP (15-for-42)...in his career, opponents are hitting .300 (61-for-203) with RISP.

### Robbie's 2018 Day-By-Day (as a starter)

Date/Opp.	Dec.	ERA	IP	H	R	ER	BB	SO	HR	PIT
4/16 vs. LAD	L (0-1)	15.00	3.0	7	6	5	2	4	1	70
5/21 vs. WSH	L (0-2)	14.14	4.0	7	6	6	0	2	2	56
8/2 @ CHC	W (1-2)	9.00	5.0	2	1	1	1	4	0	79
8/9 @ MIL	ND (1-2)	7.41	5.0	7	4	2	1	3	0	85
8/15 vs. LAA	ND (1-2)	6.26	6.0	8	2	2	0	2	0	89
8/21 @ COL	W (2-2)	6.11	5.0	5	3	3	0	6	1	60
8/26 @ LAD	L (2-3)	6.34	4.2	8	4	4	1	3	1	94
9/1 vs. COL	L (2-4)	6.39	5.1	7	4	4	1	7	1	85
9/8 @ CIN	L (2-5)	7.46	3.0	8	7	7	0	0	1	52
9/14 vs. TEX	L (2-6)	6.80	5.1	6	2	1	0	6	0	72
9/19 vs. SF	W (3-6)	6.66	5.0	5	3	3	2	3	0	81

### '18 Summary (starting and in relief)

**Record/ERA:**..... 4-7, 4.33 ERA (50 er, 104.0 ip), 38 g (11 gs)  
**vs. LHB:** .....261 (31-for-119)  
**vs. RHB:** .....276 (77-for-279)  
**HOME:** .....1-3, 3.02 ERA (20 er, 59.2 ip)  
**ROAD:** .....3-4, 6.09 ERA (30 er, 44.1 ip)

HIGHS	2018 Season Highs	Career Highs
innings	6.0 ip, 5/28 vs. MIA	7.2 ip, 9/20/13 vs. LAD
runs	7, 9/8 at CIN	9, 7/17/13 @ WSH
earned runs	7, 9/8 at CIN	8, 4/25/14 @ WSH
hits	8 (3x), last: 9/8 at CIN	13, 4/25/14 @ WSH
walks	2, 4/16 vs. LAD	4, 2x, last: 5/6/14 vs. KC
strikeouts	7, 9/1 vs. COL	7, 7x, last: 9/1/18 vs. COL

### Robbie vs. SF

**Career:** 1-3, 5.64 ERA (19 ER, 30.1 IP), 8 g (5 gs)  
**2018:** 1-0, 5.06 ERA (6 ER, 10.2 IP), 4 g (1 gs)  
**Petco Park:** 1-1, 4.12 ERA (9 ER, 19.2 IP), 4 g (3 gs)  
**AT&T Park:** 0-2, 8.44 ERA (10 ER, 10.2 IP), 4 g (2 gs)

**GOOD 'PENMANSHIP:** Prior to making nine consecutive starts since 8/2, he worked primarily out of the bullpen earlier this season, making 18 scoreless appearances out of his 27 relief outings and posting a 2.05 ERA (12 er, 52.2 ip) with 44 strikeouts against four walks...Erlin has made five separate long relief outings of at least 3.1 ip, including a career-high scoreless 5.2 ip of relief on May 28 vs. MIA.

**GIVE ME A BREAK:** In his career, Erlin has posted a 4.63 ERA before the All-Star Break...he's posted a 4.23 mark in his career post-All-Star Break...this season, he had a 3.83 ERA prior to the break, and he's fostered a 4.86 ERA since.

**LONGEST TENURED PADRE:** Erlin was originally acquired by the Padres along with RHP Joe Wieland from the Texas Rangers in exchange for RHP Mike Adams on July 31, 2011...he made his ML debut on April 30, 2013 at CHC...he is the longest tenured pitcher who has appeared for the Padres at the big league level.

**LONG ROAD BACK:** Began the 2016 season with El Paso (AAA) but did not pitch in a game before being called up by SD on April 8, 2016, making three starts before undergoing season-ending Tommy John surgery on his left elbow on May 17, 2016.

## BULLPEN NOTES

**#54 Colten Brewer • LHP** [coltenbrewer\\_54](#)  **0-0, 8.10 ERA, 0 SV, 0 SVO, 9 APP.**

**last outing:** 9/23 at LAD (0.0 ip, 3 h, 4 r, 4 er, bb) **vs. LHB:** .412 (7-17) • **vs. RHB:** .438 (7-16)  
**season-high ip:** 1.0 (5x, last: 9/22 at LAD) **current scoreless streak:** 0.0 IP (0 g)

- Has held opponents scoreless in six of his nine appearances to begin his ML career...gave up a career-high four earned runs on three hits Sunday at LAD...made his MLB debut on April 12 vs. SF.
- Pitched to a 3-4 record and a 3.75 ERA in 37 games for El Paso this year with 63 strikeouts against 15 walks.
- Has relied on four pitches this season: Cutter (61.8%), Curve (23%), Four Seamer (9.9%), Slider (5.3%).

**#65 José Castillo • LHP** [65josecastillo](#)  **2-3, 3.03 ERA, 0 SV, 1 SVO, 34 APP.**

**last outing:** 9/21 at LAD (1.0 ip, so) **vs. LHB:** .143 (6-42) • **vs. RHB:** .171 (14-82)  
**season-high ip:** 2.0 (2x, last: 7/30 vs. SF) **current scoreless streak:** 2.0 IP (2 g)

- Has allowed just one earned run in 13 games and 13.1 IP vs. the NL West (0.68 ERA), while he has yet to allow a run in 5.0 IP vs. SF.
- Has four appearances in which he struck out each batter faced in at least 1.0 IP.
- Opponents are hitting just .161 (20-for-124) against him this season and .207 (6-for-29) with RISP.
- This season, he's relied on two primary pitches: four seamer (54.9%) and slider (44.7%).

**#43 Miguel Diaz • RHP** **0-0, 5.17 ERA, 0 SV, 0 SVO, 9 APP.**

**last outing:** 9/22 at LAD (1.2 ip, bb, 3 so) **vs. LHB:** .179 (5-28) • **vs. RHB:** .294 (10-34)  
**season-high ip:** 2.0 (5x, last: 9/2 vs. COL) **current scoreless streak:** 2.2 IP (2 g)

- Has tossed 2.0 innings in five of his nine outings this year and has recorded three-or-more strikeouts in seven of his nine games.
- Opponents are hitting .091 (1-for-11) with RISP/2 out.
- This year, he's relied on five pitches: Four Seamer (52.5%), Slider (23.1%), Changeup (22.1%), Sinker (2%), Curve (0.3%).

**#53 Kazuhisa Makita • RHP** [k.makita\\_53](#)  **0-1, 5.73 ERA, 0 SV, 0 SVO, 26 APP.**

**last outing:** 9/23 at LAD (2.0 ip, 2 so) **vs. LHB:** .286 (16-56) • **vs. RHB:** .214 (15-70)  
**season-high ip:** 3.1 (8/16 vs. ARI) **current scoreless streak:** 6.1 IP (3 g)

- Sunday, made his first appearance since Aug. 16 vs. ARI...NL West opponents are hitting just .191 (17-for-89) against him.
- Posted a 1-1 record and a 3.76 ERA in 24 games for El Paso this season.
- His average pitch velocity of 77.4 mph is the second-slowest among major league pitchers (min. 200 pitches).
- This year, he's relied on five pitches: four seamer (65.3%), slider (17.8%), sinker (10.3%), curve (4.2%) and changeup (2.3%).

**#88 Phil Maton • RHP** **0-2, 4.47 ERA, 0 SV, 1 SVO, 44 APP.**

**last outing:** 9/23 at LAD (1.0 ip, 3 h, 2 r, 2 er, so) **vs. LHB:** .256 (22-86) • **vs. RHB:** .289 (28-97)  
**season-high ip:** 2.2 (2x, 4/11 at COL) **current scoreless streak:** 0.0 IP (0 g)

- Has allowed runners to score in six of his last nine games since Aug. 18 (9.00 ERA)...had held opponents scoreless in 9 of his previous 12 outings from July 23-Aug. 16 (3.27 ERA).
- Owns a 10.29 SO/9 and a 62.4 first-pitch strike percentage.
- This year, has relied on two primary pitches this season: four seamer (62.1%) and slider (37.9%)...leads the Padres with an average spin rate of 2632 RPM (min. 200 pitches thrown).

**#61 Luis Perdomo • RHP** **1-6, 7.56 ERA, 0 SV, 0 SVO, 11 APP.**

**last outing:** 9/22 vs. LAD (1.0 ip, h, so) **vs. LHB:** .357 (35-98) • **vs. RHB:** .321 (26-81)  
**season-high ip:** 7.0 (7/9 vs. LAD) **current scoreless streak:** 2.0 IP (2 g)

- Has pitched to a 1-0 record with a 3.10 ERA (10 ER, 29.0 IP) in six career games (four starts) at AT&T Park.
- Is 1-1 in six games (four starts) on the road this season with a 2.57 ERA and 16 strikeouts.
- Tossed 5.0 innings-or-more in four of his nine starts this season...with RISP/2 out, opponents are hitting just .167 (3-for-18).
- Has relied on five pitches this season: Sinker (45%), Slider (26.1%), Four Seamer (17.3%), Split Finger (11.5%), Curve (0.1%).

**#34 Craig Stammen • RHP** [@cstammen35](#)  **8-3, 2.88 ERA, 0 SV, 5 SVO, 70 APP.**

**last outing:** 9/21 at LAD (0.2 ip, 2 h, r, er, bb, so) **vs. LHB:** .260 (33-127) • **vs. RHB:** .201 (31-154)  
**season-high ip:** 2.0 (9x, last: 8/25 at LAD) **current scoreless streak:** 0.0 IP (0 g)



- When facing NL West opponents on the road this season, he's posted a 2.40 ERA (4 ER, 15.0 IP).
- Has held opponents scoreless in 25 of his last 29 games, posting a 2.64 ERA, a .189 opponent's average and a 11.45 SO/9.
- His eight wins are the most by a Padres reliever in a single season since Scott Linebrink also tallied eight wins in 2005.
- This season, he's relied on three primary pitches: Sinker (67.9%), Slider (20.9%) and Curve (11%).

**#66 Robert Stock • RHP** [@robertstock6](#)  [stockrobert21](#)  **1-1, 2.13 ERA, 0 SV, 0 SVO, 30 APP.**


**last outing:** 9/21 at LAD (0.1 ip) **vs. LHB:** .273 (18-66) • **vs. RHB:** .211 (16-76)  
**season-high ip:** 3.0 (2x, last: 8/30 vs. COL) **current scoreless streak:** 7.0 IP (8 g)

- Owns a 1.35 ERA (3 ER, 20.0 IP) in 16 games vs. the NL West this season.
- Has allowed one-or-fewer earned runs in 28 of his 30 appearances...has pitched to a 1.05 ERA (4 ER, 34.1 IP) over his last 25 games.
- Relies upon three pitches: Four Seamer (59.1%), Slider (37%), Changeup (3.8%)...his fastball has averaged at 97.5 mph, while opponents are hitting just .125 (5-for-40) against his slider.


**BULLPEN NOTES CONTINUED...**

**#55 Matt Strahm • LHP** @mattstrahm  mattstrahm  **3-4, 2.01 ERA, 0 SV, 0 SVO, 38 APP.**  
**last outing:** 9/21 vs. LAD (0.2 ip, h, bb, so) **vs. LHB:** .254 (15-60) • **vs. RHB:** .154 (23-149)  
**season-high ip:** 3.1 (6/23 at SF) **current scoreless streak:** 5.0 IP (4 g)



- Owns a 2.25 ERA (6 ER, 24.0 IP) in 15 games (two starts) vs. the NL West this year.
- Holding opponents to a .182 batting average on the season and a .077 clip with RISP.
- In 22 games since July 8, he's pitched to a 1.20 ERA (4 ER, 30.0 IP) while limiting opponents to a .077/.140/.205 mark with RISP.
- This year, has relied on four pitches: Four Seamer (57.9%), Slider (15.2%), Changeup (14.5%), Curve (12.4%).

**#40 Rowan Wick • RHP** @rowanwick  **0-0, 6.14 ERA, 0 SV, 0 SVO, 8 APP.**  
**last outing:** 9/23 at LAD (1.0 ip, so) **vs. LHB:** .294 (5-17) • **vs. RHB:** .400 (6-15)  
**season-high ip:** 1.1 ip (9/7 at CIN) **current scoreless streak:** 3.0 IP (4 g)



- Has held opponents scoreless in seven of his eight appearances to begin his ML career.
- Has yet to allow a run in four games and 4.0 IP vs. the NL West but he has yet to face SF.
- Has relied on four pitches this year: four seamer (76.5%), slider (12.2%), curve (8.7%) and sinker (1.7%).

**#57 Brad Wieck • LHP** wieckbrad  **0-0, 1.80 ERA, 0 SV, 0 SVO, 3 APP.**  
**last outing:** 9/22 at LAD (2.0 ip, h, r, er, 2 so, hr) **vs. LHB:** .125 (1-8) • **vs. RHB:** .111 (1-9)  
**season-high ip:** 2.0 IP (2x, last: 9/22 at LAD) **current scoreless streak:** 0.0 IP (0 g)

- Tallied a career-high-tying 2.0 IP Saturday night..opponents have gone just 2-for-17 (.118) against him.
- Made his MLB debut on Sept. 14 vs. TEX, tossing a perfect eighth inning.
- Prior to his call-up, split the season between Triple-A El Paso and Double-A San Antonio...named a 2018 Texas League Mid-Season All-Star while with San Antonio, posting a 1.93 ERA in 27 games prior to the All-Star Game.
- Has relied on three pitches: Four Seamer (63.9%), Slider (34.4%), Changeup (1.6%)

**#58 Trey Wingenter • RHP** @treywing16  treywing\_16  **0-0, 4.60 ERA, 0 SV, 2 SVO, 19 APP.**  
**last outing:** 9/23 at LAD (0.1 ip, 2 h, r, er, bb, so) **vs. LHB:** .192 (5-26) • **vs. RHB:** .219 (7-32)  
**season-high ip:** 1.1 (8/16 vs. ARI) **current scoreless streak:** 0.0 IP (0 g)

- Has posted a 3.52 ERA (3 ER, 7.2 IP) in eight appearances on the road while limiting opponent's to a .207 clip.
- Opponents are hitting .207 (12-for-58) against him this season.
- This year, has relied on three primary pitches: four seamer (68.8%), slider (29.4%) and sinker (1.4%).

**#39 Kirby Yates • RHP** @kauaikirby39  kirbskauai  **5-3, 2.10 ERA, 11 SV, 12 SVO, 62 APP.**  
**last outing:** 9/24 at SF (0.1 ip, so) **vs. LHB:** .240 (23-96) • **vs. RHB:** .140 (17-121)  
**season-high ip:** 2.0 (3x, last: 7/30 at SF) **current scoreless streak:** 0.1 IP (1 g)

- Has tossed 7.1-scoreless innings over seven games in his career at AT&T Park while limiting opponents to a .120 batting average.
- Earned the save in a career-high three consecutive outings (9/9-12)...has converted 11 of his 12 save opportunities and has earned the save in seven of his last 13 games.
- Limiting opponents to a .184 batting average on the season and a .122 clip with RISP.
- This year, has relied on three pitches: Four Seamer (58.2%), Split Finger (36.1%), Slider (5.8%)

## BATTING NOTES

**#17 A.J. Ellis • C • R/R** @ajellis17 

last game: did not play

Series @ LAD: 0-1 • Current Trip: 0-1

career vs. SF: 54-206 (.262) 9 2b, 1 3b, 6 hr

last hr: 5/26 @ LAD • current hit streak: 0g (0-4)

- Batting .385 vs. SF this season (5-for-13) with 7 bb.
- Has walked in three of his last four appearances (all in a pinch-hit role).
- At 37-years-old, his .287 clip this season is the highest in his career...his .395 OBP is the highest among all ML catchers with at least 50 games played.
- Has three multi-hit efforts in his past four starts (.375, 6-for-16)...last start came on Sept. 2 vs. COL.

**#13 Freddy Galvis • INF • S/R** @freddygalvis10 

freddygalvis13 

last game: 1-4, r, bb, so

Series @ LAD: 3-10 • Current Trip: 4-14

career vs. SF: 38-147 (.259) 8 2b, 2 3b, 3 hr

last hr: 9/21 vs. LAD • current hit streak: 2g (9/23-24)

- With his 13th homer Friday night vs. LAD, he joined Khalil Greene as the only two SS in Padre history to homer at least 13 times in a single season.
- Has hit in 8 of his last 9 games, going 14-for-34 (.412) with 4 2b, 2 hr and 6 rbi...has at least 1 XBH in 5 of his last 8 games.
- Last night, drew his 1st walk in his last 7 games...has walked 44 times this season, which are 1 short of his career high of 45 set last season.
- His 1387.0 innings in the field this season are the most in the majors...his 157 starts also lead the majors.

**#8 Javy Guerra • INF • L/R** javieralexiguerra 

last game: did not play

Series @ LAD: 0-1 • Current Trip: 0-1

career vs. SF: 0-2 (.000)

last hr: none • current hit streak: 0g (0-7)

- Has made 3 starts in his 5 career appearances in the field (all at SS)...has made 8 putouts with 6 assists and 2 turned double plays without an error.
- Recorded his first-career ML hit (and his only hit so far in 10 AB) in the bottom of the 3rd on Sept 15 vs. TEX.
- Made his ML debut with his pinch-hit at-bat on May 4 vs. LAD in Monterrey, Mexico...became the first Padre in club history to debut internationally (discounting three SD debuts in Canada).
- This season with El Paso (AAA), he appeared in 122 games, hitting .223 with 18 2b, 9 3b, 12 hr and 55 rbi.

**#18 Austin Hedges • C • R/R** @austinhedges18 

austinhedges18 

last game: did not play

Series @ LAD: 1-5 • Current Trip: 1-5

career vs. SF: 15-91 (.152) 3 2b, 1 hr

last hr: 9/17 vs. SF • current hit streak: 1g (9/22-)

- His pop time to 2nd is 1.94 seconds, which is tied with PHI's Jorge Alfaro for the 3rd-fastest of any catcher this season behind MIA's JT Realmuto (.190) and CLE's Yan Gomes (1.93) (min. 10 2b attempts).
- Reached base safely via hit or walk in 13 of his last 14 starts since Aug. 29, hitting .283 (15-for-53) with a .321 OBP (3 bb) and a .604 SLG (4 2b, 2 3b, 3 hr).
- His .240 BA, .291 OBP and .446 SLG are the highest marks in a single season in his career.
- Has had at least 1 XBH hit in 8 of his last 16 games, in which he has a .905 OPS (.309 OBP and .596 SLG).

**#30 Eric Hosmer • INF • L/L** @therealhos305 

hosmer305 

last game: 1-5

Series @ LAD: 2-10 • Current Trip: 3-15

career vs. SF: 20-78 (.256) 5 2b, 1 3b, 1 hr

last hr: 9/15 vs. TEX • current hit streak: 2g (9/23-24)

- Hitting .300 w/RISP vs. SF this season (3-for-10 with 5 rbi).
- Has worked more 3-2 counts than anyone on the Padres (70), and his mark is the 11th-most in the National League.
- His 69 hits to the opposite field lead the majors...his .486 clip going the other way (min. 100 PA), lead the NL and are second-most in the majors behind TEX's Shin-Soo Choo.
- Reached base safely via hit or walk in 20 of his last 23 games (.326 OBP with 9 bb).

**#16 Travis Jankowski • OF • L/R** @freddyj\_6 

freddyj\_6 

last game: 0-1 (rf)

Series @ LAD: 0-2 • Current Trip: 0-3

career vs. SF: 19-71 (.268) 5 2b, 1 hr

last hr: 8/28 vs. SEA • current hit streak: 0g (0-8)

- Last Tuesday (Sept. 18), **Bentley Jaxon Jankowski** was born to Travis and his wife, **Lindsey**.
- In the last 18 starts he's made since July 31 vs. SF, he's hit safely in 16 of them (.300, 21-for-70 with 5 2b, 1 hr, 7 bb and 7 sb).
- Owns a .340 OBP this year vs. right-handers...has a .290 OBP vs. southpaws.
- Since Aug. 1, he has hit .281 (25-for-89) with 4 2b, 1 hr and 9 bb.

**#7 Manuel Margot • OF • R/R** @manuelmargot 

manuelmargot 

last game: 1-4, rbi

Series @ LAD: 2-11 • Past Homestand: 3-15

career vs. SF: 27-123 (.220) 7 2b, 1 3b, 4 hr

last hr: 8/29 vs. SEA • current hit streak: 1g (9/24-)

- Has hit safely in his last 6 games @ AT&T Park, batting .391 (9-for-23) with 4 2b and 1 hr.
- Batting .272 with a .313 OBP on the road this year and .211 with a .267 OBP at home.
- His 26 2b and 48 RBI are career highs.
- Hitting .312 with RISP this season...has slashed .360/.404/.560 on the road with RISP in '18.

**#27 Francisco Mejía • C • S/R** @franmejia95 

francisco\_miguel1327 

last game: 1-5, 2b, r, so

Series @ LAD: 1-8 • Current Trip: 2-13

career vs. SF: 2-11 (.182) 2b

last hr: 9/16 vs. TEX • current hit streak: 2g (9/23-24)

- Has hit safely in 9 of his 10 starts he's made as a Padre (10-for-39, .256, with 2 2b, 3 hr and 8 RBI).
- On Sept. 16 vs. TEX, hit a walk-off grand slam, becoming the 2nd rookie in SD history to hit a walk-off GS (also: **Everth Cabrera** on Aug. 9, 2009 vs. NYM) and the 7th Padre overall to ever hit a walk-off GS (last: **Derek Norris** on May 29, 2015 vs. PIT).
- In his 1st start with the Padres, on Sept. 6 @ CIN, he hit his 1st career HR in the 3rd and his second HR in the 4th...became the 2nd Padre in club history to homer in 2 of his 3 three at-bats with the team (also: **Seth Smith**, who hit 2 HR from March 30-April 1, 2014) and the 1st Padre to ever hit a homer in his 1st 2 at-bats in his 1st start in an SD uniform.
- Recalled from El Paso (AAA) on Sept. 4 @ ARI and made his Padres debut that day...ranked as the No. 1 catching prospect, the No. 21 overall prospect and No. 3 in the Padres' system by MLB Pipeline.

**BATTING NOTES CONTINUED...**

**#4 Wil Myers • INF/OF • R/R**      @wilmyers      wil\_myers

**last game:** 2-4, 2b, 2 r, bb      **Series @ LAD:** 5-12 • **Current Trip:** 7-16  
**career vs. SF:** 50-218 (.229) 8 2b, 1 3b, 12 hr      **last hr:** 9/19 vs. SF • **current hit streak:** 5g (9/19-24)

- Riding a season-high 5-game hitting spree (.400, 8-for-20), with 3 2b, 1 hr, 4 rbi and 2 bb...last season, Myers had 6 separate hitting streaks in which he hit safely in 5-or-more games.
- Has 7 XBH in his last 11 starts (6 2b, 1 hr).
- Batting .324 in Padres win this season.
- Hitting .333/.379/.574 with RISP this year.

**#2 Jose Pirela • OF • R/R**      @josepirela12      jp\_2838

**last game:** 3-4, hr, rbi, r, so      **Series @ LAD:** 0-4 • **Current Trip:** 3-8  
**career vs. SF:** 26-97 (.268) 7 2b, 2 3b, 2 hr      **last hr:** 7/25 @ SF • **current hit streak:** 1g (9/24-)

- Homered last night for the 1st time since July 7 @ ARI...his 3-hit effort was his 10th of the season and his 1st since Aug. 23 @ COL.
- His 8 RBI vs. SF this season are the most he's had against any single opponent...his 26 hits, 7 2b and 13 RBI in his career vs. SF are all the most he's had against any 1 club in his career.
- Batting .364 in his last 9 starts (12-for-33) since Aug. 9.
- Has hit .292 w/RISP this season and .306 w/RISP & 2 out.

**#10 Hunter Renfroe • OF • R/R**      @hunter\_renfroe      hunterrenfroe

**last game:** 1-5, rbi      **Series @ LAD:** 4-12 • **Current Trip:** 5-17  
**career vs. SF:** 22-107 (.206) 5 2b, 6 hr      **last hr:** 9/22 vs. LAD • **current hit streak:** 4g (9/21-24)

- Riding a 4-game hitting streak since the beginning of the roadtrip, batting .294 (5-for-17) with 2 hr and 4 rbi.
- His 8 homers and 29 RBI with 2 strikes against him leads the team.
- Has hit safely in 23 of his last 28 games since Aug. 23 with a .591 SLG (4 2b, 11 hr and 22 RBI)...his 11 HR in that time are tied with NYY's Luke Voit and MIL's Christian Yelich for the most in the majors over that span.
- Hit his club-leading 25th HR on Saturday @ LAD, and he's 1 HR shy of his career-high 26 set last year in his rookie season.
- Logged 8 XBH in his last 16 games since Sept. 6 (2 2b, 6 hr)...6 of his last 10 hits have gone for extra-bases (4 hr, 2 2b).

**#32 Franmil Reyes • OF • R/R**      @la\_mole\_13      franmilreyes34

**last game:** 2-4, 2 rbi      **Series @ LAD:** 1-11 • **Current Trip:** 3-15  
**career vs. SF:** 7-15 (.467) 1 hr      **last hr:** 9/3 @ ARI • **current hit streak:** 1g (9/24-)

- Owns a team-leading .199 average with 2 strikes against him this year.
- Has hit safely in all 4 career games vs. SF, going 7-for-15, .467.
- Snapped his 12-game hitting streak on Saturday night @ LAD (hit .410 during the spree, 16-for-39)...it was the longest streak by a Padres this season and the longest by a Padre since Yangervis Solarte's 14-game streak from Sept 6-29, 2014.
- Since being recalled on Aug. 4, he's hit .324 (44-for-136) with 4 2b, 10 hr and 21 RBI.
- Batting just .188 with RISP this year...since the All-Star break, he's hitting .250 w/RISP with a .344 OBP.

**#15 Cory Spangenberg • INF • L/R**      @cory\_spang15      cory\_spangenberg

**last game:** did not play      **Series @ LAD:** 2-10 • **Current Trip:** 2-10  
**career vs. SF:** 43-137 (.314) 7 2b, 1 3b, 3 hr      **last hr:** 8/15 vs. LAA • **current hit streak:** 0g (0-4)

- A career .345 hitter @ AT&T Park (29-for-84) with 3 2b and 1 hr.
- Since the beginning of August, he has a .367 OBP (18 bb)...his 18 bb lead the Padres in that time.
- Batting .080 in a pinch-hitting role this season (2-for-25)...his .080 clip in that role is the 3rd-lowest of any player in the majors this season with at least 25 AB in the pinch.

**#9 Luis Urías • INF • R/R**      @luisurias03      luisurias97

**last game:** did not play      **Series @ LAD:** 0-0 • **Current Trip:** 0-0  
**career vs. SF:** no appearances      **last hr:** 9/9 @ CIN • **current hit streak:** 3g (9/7-11)

- Exited the game in the 8th inning on Sept. 11 @ SEA with a pulled left hamstring, sustaining the injury while attempting to beat out an infield grounder.
- Made his ML debut on Aug. 28 vs. Seattle, going 0-for-3 with a walk...the next day, he went 3-for-5 with 1 2b and a run scored.
- Belted his 2nd-career HR on Sept. 9 @ CIN, going 2-for-5 with two RBI...hit his first-career ML home run in the bottom of the 8th inning on Aug. 31 vs. COL.
- With Urías, the Padres have had 24 Mexican-born players play for the franchise, the most for a single club in baseball history.
- Across parts of 5 minor league seasons (467 appearances), he slashed .306/.397/.405 in the Padres system, most recently hitting .296/.398/.447 in El Paso (AAA) in 120 games.

---

**club offensive leaders:**    **h:** Hosmer (149)    **2b:** Hosmer (31)    **3b:** Margot (6)    **hr:** Renfroe (25)  
**rbi:** Renfroe (67)    **bb:** Hosmer (56)    **so:** Galvis (142)  
**xbh:** Hosmer (50)    **sb:** Jankowski (24)    **multi-hit:** Hosmer (43)    **active hit streak:** Myers (5g)

**MISCELLANEOUS**

**2018 Transactions**

date	player	transaction
9/11	LHP Brad Wieck	Recalled from El Paso (AAA)
	INF Javy Guerra	Recalled from El Paso (AAA)
	RHP Kazuhisa Makita	Recalled from El Paso (AAA)
	RHP Colten Brewer	Recalled from El Paso (AAA)
9/4	C/OF Francisco Mejía	Recalled from El Paso (AAA)
8/31	RHP Rowan Wick	Selected to the ML Roster
	LHP Clayton Richard	Transferred to 60-Day DL
8/30	RHP Colten Brewer	Optioned to El Paso (AAA)
8/28	INF Carlos Asuaje	Optioned to El Paso (AAA)
	INF Luis Urías	Selected to the ML roster
8/23	INF Carlos Asuaje	Recalled from El Paso (AAA)
8/17	RHP Kazuhisa Makita	Optioned to El Paso (AAA)
	RHP Miguel Diaz	Recalled from El Paso (AAA)
8/13	INF Carlos Asuaje	Optioned to El Paso (AAA)
8/12	RHP Walker Lockett	Optioned to El Paso (AAA)
	RHP Kazuhisa Makita	Recalled from El Paso (AAA)
8/10	RHP Jacob Nix	Selected the contract of and to the ML roster
	RHP Phil Hughes	Designated for Assignment
8/7	RHP Brett Kennedy	Selected to the Major League roster
8/5	RHP Trey Wingenter	Selected the contract of and to the ML roster
	RHP Tyson Ross	Claimed off waivers by STL
8/4	Franmil Reyes	Recalled from El Paso (AAA)
7/31	RHP Walker Lockett	Recalled from El Paso (AAA)
7/29	OF Franmil Reyes	Optioned to El Paso (AAA)
7/28	José Castillo	Reinstated from the 10-day disabled list
7/23	LHP Joey Lucchesi	Recalled from El Paso (AAA)
	RHP Kazuhisa Makita	Returned to El Paso (was 26th man)
7/22	RHP Kazuhisa Makita	Recalled from El Paso (26th man)
	C Raffy Lopez	Optioned to El Paso (AAA)
	INF Cory Spangenberg	Recalled from El Paso (AAA)
7/20	RHP Colten Brewer	Recalled from El Paso (AAA)
	RHP Robert Stock	Recalled from El Paso (AAA)
	Francisco Mejía	Optioned to El Paso (AAA)
7/19	RHP Adam Cimber	Traded to CLE with Brad Hand for OF/C Francisco Mejía
	LHP Brad Hand	Traded to CLE with Adam Cimber for OF/C Francisco Mejía
	Francisco Mejía	Acquired from CLE for Adam Cimber and Brad Hand
7/12	LHP Joey Lucchesi	Optioned to El Paso (AAA)
	C Raffy Lopez	Recalled from El Paso (AAA)
7/10	RHP Walker Lockett	Optioned to El Paso (AAA)
	OF Franmil Reyes	Recalled from El Paso (AAA)
7/9	RHP Phil Maton	Recalled from El Paso (AAA)
	RHP Walker Lockett	Recalled from El Paso (AAA)
	RHP Miguel Diaz	Optioned to San Antonio (AA)
	INF Cory Spangenberg	Optioned to El Paso (AAA)
7/8	RHP Miguel Diaz	Recalled from San Antonio (AA)
	RHP Kazuhisa Makita	Optioned to El Paso (AAA)
	OF Matt Szczur	Outrighted to El Paso (AAA)
7/7	RHP Kazuhisa Makita	Recalled from El Paso (AAA)
7/6	RHP Kazuhisa Makita	Optioned to El Paso (AAA)
	RHP Robert Stock	Optioned to El Paso (AAA)
	RHP Kirby Yates	Reinstated from Paternity List
7/4	RHP Colten Brewer	Optioned to El Paso (AAA)
	RHP Luis Perdomo	Recalled from El Paso (AAA)
7/3	RHP Kirby Yates	Placed on Paternity List
	RHP Colten Brewer	Recalled from El Paso (AAA)
7/1	INF Carlos Asuaje	Recalled from El Paso (AAA)
	OF Matt Szczur	Designated for Assignment
	INF Allen Córdoba	Reinstated from DL and optioned to Lake Elsinore (A)
6/29	LHP Tyler Webb	Claimed off waivers by STL
6/24	RHP Phil Maton	Optioned to El Paso (AAA)
	RHP Kazuhisa Makita	Recalled from El Paso (AAA)
	RHP Robert Stock	Selected the contract
	C Raffy Lopez	Optioned to El Paso (AAA)
6/21	OF Franchy Cordero	Transferred to the 60-day DL
	RHP Colin Rea	Reinstated from 60-day DL and optioned to El Paso (AAA)
	OF Franmil Reyes	Optioned to El Paso (AAA)
6/2	RHP Walker Lockett	Optioned to El Paso (AAA)
	LHP <b>José Castillo</b>	Recalled from El Paso (AAA)
	LHP Kyle McGrath	Cleared waivers & outrighted to El Paso (AAA)
6/1	RHP Walker Lockett	Recalled from El Paso (AAA)
	RHP Kazuhisa Makita	Optioned to El Paso (AAA)
5/29	LHP Tyler Webb	Optioned to El Paso (AAA)
	RHP Phil Hughes	Reported to the Major League team
5/27	LHP Kyle McGrath	Designated for assignment
	RHP Phil Hughes	Acquired from MIN for cash and the 74th overall pick in the 2018 Draft (Comp. Round B) in exchange for C Janigson Villalobos
5/21	INF Carlos Asuaje	Optioned to El Paso (AAA)
	LHP Tyler Webb	Recalled from El Paso (AAA)
5/19	INF Chase Headley	Released
5/15	INF Carlos Asuaje	Recalled from El Paso (AAA)
5/14	OF Franmil Reyes	Selected to the Major League roster
	INF Carlos Asuaje	Optioned to El Paso (AAA)
5/13	RHP Kazuhisa Makita	Recalled from El Paso (AAA)
5/12	INF Chase Headley	Designated for Assignment
	INF/OF Cory Spangenberg	Recalled from El Paso (AAA)
5/7	INF Javy Guerra	Returned to El Paso (AAA)
	RHP Kazuhisa Makita	Optioned to El Paso (AAA)
5/4	INF Javy Guerra	Recalled from El Paso (AAA)
5/1	C Raffy Lopez	Recalled from El Paso (AAA)
4/29	OF Travis Jankowski	Recalled from El Paso (AAA)
4/27	LHP Buddy Baumann	Claimed off waivers by NYM
	INF/OF Cory Spangenberg	Optioned to El Paso (AAA)
	INF Eric Hosmer	Reinstated from Family Medical Leave List
4/24	LHP Eric Lauer	Selected to the Major League roster
	INF Eric Hosmer	Placed on Family Medical Leave List
4/20	LHP Tyler Webb	Optioned to El Paso (AAA)
4/19	RHP Luis Perdomo	Optioned to El Paso (AAA)
4/13	LHP Kyle McGrath	Optioned to El Paso (AAA)
	LHP Tyler Webb	Recalled from El Paso (AAA)
4/14	LHP Tyler Webb	Claimed off waivers from MIL
4/13	LHP Kyle McGrath	Recalled from El Paso (AAA)
	RHP Colten Brewer	Optioned to El Paso (AAA)

**2018 Instant Replay**

**Padres Challenges**

Number of Challenges: 45  
Overtuned: 23  
Success rate: 51%

**Opponent Challenges**

Number of Challenges: 29  
Overtuned: 16  
Success rate: 55%

**Crew Chief Review**

Number of Reviews: 13  
Overtuned: 1  
Overtuned rate: 8%

**All-Time Padres Challenges (since '14)**

Number of challenges: 216  
Overtuned: 108  
Success rate: 50%

**2018 Runs by Inning**

	1	2	3	4	5	6	7	8	9	Extra	Total
<b>OPP</b>	92	104	95	23	80	89	72	65	51	19	750
<b>SD</b>	72	59	56	73	64	68	64	60	77	5	599

**Starts by Position**

C: Ellis (41), Hedges (77), Lopez (30), Mejía (9)  
 1B: Headley (3), Hosmer (150), Myers (3), Villanueva (1)  
 2B: Asuaje (43), Galvis (3), Pirela (68), Spangenberg (29), Urías (12), Villanueva (2)  
 SS: Galvis (154), Guerra (4)  
 3B: Asuaje (1), Headley (6), Myers (32), Spangenberg (28), Villanueva (90)  
 LF: Cordero (22), Jankowski (21), Myers (30), Pirela (26), Renfroe (50), Spangenberg (5), Szczur (3)  
 CF: Cordero (10), Jankowski (25), Margot (120), Szczur (2)  
 RF: Cordero (4), Jankowski (29), Myers (9), Pirela (5), Renfroe (41) Reyes (66), Szczur (3)  
 P: Erlin (11), Kennedy (6), Lauer (22), Lockett (3), Lucchesi (25), Lyles (8), Mitchell (11), Nix (8), Perdomo (9), Richard (27), Ross (22), Strahm (5)  
 DH: Ellis (1), Headley (1), Hedges (1), Mejía (1), Myers (1), Pirela (1), Renfroe (2), Spangenberg (2)

**Starts by Batting Order**

1st: Asuaje (2), Cordero (4), Jankowski (70), Galvis (13), Margot (35), Mejía (3), Myers (9), Pirela (17), Szczur (2), Urías (2)  
 2nd: Asuaje (15), Cordero (2), Ellis (1), Galvis (6), Headley (1), Hosmer (54), Margot (6), Mejía (3), Myers (33), Pirela (11), Reyes (6), Spangenberg (9), Urías (10)  
 3rd: Cordero (4), Hosmer (50), Myers (22), Pirela (22), Renfroe (44), Villanueva (15)  
 4th: Cordero (17), Hedges (1), Hosmer (45), Lopez (1), Myers (3), Pirela (17), Renfroe (34), Reyes (8), Spangenberg (2), Villanueva (29)  
 5th: Asuaje (7), Cordero (7), Galvis (4), Headley (6), Hedges (16), Hosmer (2), Lopez (6), Margot (2), Mejía (2), Myers (5), Pirela (11), Renfroe (10), Reyes (26), Spangenberg (19), Villanueva (34)  
 6th: Asuaje (5), Ellis (2), Cordero (2), Galvis (74), Headley (4), Hedges (11), Lopez (5), Margot (4), Mejía (1), Myers (2), Pirela (12), Renfroe (5), Reyes (15), Spangenberg (1), Szczur (1), Villanueva (3)  
 7th: Asuaje (9), Ellis (12), Galvis (49), Guerra (1), Hedges (8), Lopez (5), Margot (28), Mejía (1), Pirela (7), Reyes (10), Spangenberg (11), Szczur (4), Villanueva (12)  
 8th: Asuaje (6), Ellis (25), Galvis (12), Guerra (2), Hedges (39), Jankowski (1), Lauer (1), Lopez (13), Margot (42), Pirela (3), Reyes (1), Ross (1), Spangenberg (10), Szczur (1)  
 9th: Ellis (1), Erlin (11), Hedges (2), Jankowski (4), Kennedy (6), Lauer (21), Lockett (3), Lucchesi (23), Lyles (9), Margot (3), Mitchell (9), Nix (8), Perdomo (7), Richard (25), Ross (19), Spangenberg (2), Strahm (4)

**2018 Home Runs**

solo	2r	3r	gs	home	road	total
97	42	14	4	79	78	157

**Most Recent:** 1 on Sept. 24 @ SF

**Games with a HR:** 101

**Team Multi-HR games:** 43 (1,500 all-time)

**2018 Ejections**

DATE/OPP	PLAYER/COACH	INN.	UMPIRE	CAREER #
Sept. 16 vs. TEX	Andy Green	t9	Fieldin Culbreth	9
June 29 vs. PIT	Andy Green	t4	Angel Hernandez	8
June 15 @ ATL	Andy Green	b4	Joe West	7
May 18 @ PIT	Freddy Galvis	b8	Will Little	1
April 11 @ COL	A.J. Ellis	b3	Brian Gorman	2
April 11 @ COL	Luis Perdomo	b3	Brian Gorman	1
April 9 @ COL	Andy Green	b6	Brian Gorman	6

**Disabled, Bereavement & Family Medical Leave**

PLAYER (INJURY)	PLACED (RETRO)	GAMES MISSED	REIN-STATED
RHP Colin Rea (right shoulder strain)	3/29 (3/26)	75	6/21
OF Franchy Cordero (left abductor strain)	3/29 (3/26)	12	4/11
INF Allen Córdoba (concussion)	3/29 (3/26)	84	7/1
<b>RHP Dinelson Lamet (right elbow strain)</b>	<b>3/29 (3/26)</b>	<b>155</b>	--
LHP Matt Strahm (torn left patellar tendon)	3/29 (3/26)	34	5/7
<b>OF Alex Dickerson (Tommy John surgery)</b>	<b>3/29</b>	<b>155</b>	--
OF Wil Myers (right arm nerve irritation)	4/4 (4/3)	15	4/20
RHP Kirby Yates (right ankle tendonitis)	4/9 (4/8)	10	4/19
OF Manuel Margot (bruised ribs)	4/11	9	4/21
OF Hunter Renfroe (right elbow inflammation)	4/21 (4/18)	32	5/28
INF Eric Hosmer (family medical leave list)	4/24	2	4/27
OF Wil Myers (strained left oblique)	4/29	47	6/21
C Austin Hedges (right elbow tendonitis)	5/1	48	6/24
RHP Phil Maton (right lat strain)	5/13	35	6/21
LHP Joey Lucchesi (right hip strain)	5/15	32	6/20
<b>OF Franchy Cordero (right elbow bone spur)</b>	<b>5/28</b>	<b>102</b>	--
RHP Bryan Mitchell (right elbow impingement)	6/20 (6/17)	58	9/1
RHP Phil Hughes (right rhomboid strain)	6/21	13	7/6
RHP Jordan Lyles (right elbow inflammation)	6/24 (6/21)	28	7/29
LHP José Castillo (strained right hamstring)	7/7 (7/6)	16	7/28
RHP Colten Brewer (strained left oblique)	7/23	31	8/28
RHP Luis Perdomo (strained right shoulder)	7/28	32	9/3
LHP Eric Lauer (left forearm strain)	7/31	26	8/30
OF Wil Myers (left foot contusion/bone bruise)	8/4 (8/3)	8	8/13
INF Christian Villanueva (fractured rt. middle finger)	8/23	7	--
<b>LHP Clayton Richard (left knee inflammation)</b>	<b>8/28 (8/25)</b>	<b>23</b>	--
*RHP Kirby Yates	8/31	3	9/3

NOTE: Players **bolded** are on the 60-Day DL

1,117

\*Bereavement Leave list

## HIGHS & LOWS

Team Batting	
Most At-Bats:	59, at Arizona, July 8 (16 innings)
Most At-Bats (9-inning games):	43, at Colorado, April 23
Most Plate Appearances:	67, at Arizona, July 8 (16 innings)
Most Plate Appearances (9-inning games):	49, at Colorado, April 23
Most Runs:	13, at Colorado, April 23
Most Hits:	16, at Colorado, April 23
Most Doubles:	5, at Houston, April 6
Most Triples:	2, at Arizona, July 5
Most Home Runs:	4, at Los Angeles (N.L.), May 26
	4, vs. Atlanta, June 4
	4, at Arizona, July 7
Most Extra-Base Hits:	9, vs. Atlanta, June 4
Most Total Bases:	31, vs. Atlanta, June 4
Most Runs Batted In:	12, at Colorado, April 23
	12, vs. New York (N.L.), April 28
Most Stolen Bases:	6, vs. Philadelphia, August 12
Most Caught Stealing:	2, done 4 times
Most Walks:	8, at Arizona, July 8 (16 innings)
Most Walks (9-inning games):	7, done 4 times
Most Strikeouts:	20, vs. LAD, April 17 (12 innings)
	20, at Arizona, July 8 (16 innings)
Most Strikeouts (9-inning games):	17, at Atlanta, June 17
Most Sac Hits:	2, at Milwaukee, August 7
Most Sac Flies:	2, done 4 times
Most Hit-By-Pitch:	2, at Chicago (N.L.), August 4
Most GDP:	4, at San Francisco, June 23
	4, vs. Texas, September 14

Individual Batting	
Most At-Bats:	8, Eric Hosmer, at Arizona, July 8 (16 innings)
Most At-Bats (9-inning games):	6, Wil Myers, at Colorado, April 23
	6, Franchy Cordero, at Colorado, April 23
	6, Hunter Renfroe, at Milwaukee, August 7
Most Plate Appearances:	8, done 4 times
Most Plate Appearances (9-inning games):	6, done 6 times
Most Runs:	4, Christian Villanueva, vs. Colorado, April 3
Most Hits:	5, Freddy Galvis, at Atlanta, June 15
	5, Manuel Margot, at Arizona, July 8 (16 innings)
Most Doubles:	2, done 15 times
Most Triples:	1, done 26 times
Most Home Runs:	3, Christian Villanueva, vs. Colorado, April 3
	3, Wil Myers, at Arizona, July 7
Most Extra-Base Hits:	3, Christian Villanueva, vs. Colorado, April 3
	3, Wil Myers, at Arizona, July 7
Most Total Bases:	12, Christian Villanueva, vs. Colorado, April 3
	12, Wil Myers, at Arizona, July 7
Most Runs Batted In:	5, Christian Villanueva, vs. Colorado, April 3
	5, Austin Hedges, vs. New York (N.L.), April 28
	5, Manuel Margot, at Milwaukee, August 7
Most Stolen Bases:	4, Travis Jankowski, vs. Philadelphia, August 12
Most Caught Stealing:	1, done 35 times
Most Walks:	4, Eric Hosmer, at Colorado, April 23
Most Strikeouts:	4, done 12 times
Most Sac Hits:	1, done 35 times
Most Sac Flies:	1, done 35 times
Most Hit-By-Pitch:	2, Christian Villanueva, at Chicago (N.L.), August 4
Most GDP:	2, done 4 times

Padres win/loss streaks, game times & temperatures	
Longest Winning Streak:	4 games (Aug. 28-31)
Longest Losing Streak:	7 games (July 24-July 31)
Longest Game (innings):	16.0 innings (July 8 @ ARI)
Longest Game (time):	5:31 (July 8 @ ARI)
Shortest Game (time):	1:44 (September 8 @ CIN, 7.0+ in.)
Shortest Game, 9-inning (time):	2:13 (Aug. 28 vs. SEA)
Hottest game-time temp (overall):	101 deg. (June 26 @ TEX)
Hottest game-time (@ Petco):	85 deg. (July 29 vs. ARI)

Team Pitching	
Most Innings Pitched:	16.0, at Arizona, July 8 (16 innings)
Most Hits Allowed:	19, vs. New York (N.L.), April 29
Most Batters Faced:	63, at Arizona, July 8 (16 innings)
Most Batters Faced (9-inning games):	53, vs. New York (N.L.), April 29
Most Runs Allowed:	20, at Arizona, July 7
Most Earned Runs:	18, at Arizona, July 7
Most Home Runs Allowed:	5, vs. St. Louis, May 11
	5, vs. Oakland, June 20
	5, at Arizona, July 7
	5, at Milwaukee, August 8
Most Walks Allowed:	9, at Miami, June 8
Most Strikeouts:	18, at Arizona, July 8 (16 innings)
Most Strikeouts (9-inning games):	16, vs. San Francisco, September 18
Most Hit-By-Pitch:	3, at Texas, June 27
	3, vs. Chicago (N.L.), July 15

Individual Pitching	
Most Innings Pitched:	8.2, Eric Lauer, vs. Los Angeles (N.L.), July 10
	8.2, Bryan Mitchell, at San Francisco, September 24
Most Hits Allowed:	11, Jordan Lyles, vs. Atlanta, June 5
	11, Jordan Lyles, at St. Louis, June 11
	11, Brett Kennedy, at Milwaukee, August 8
Most Batters Faced:	35, Bryan Mitchell, at San Francisco, September 24
Most Runs Allowed:	9, Luis Perdomo, vs. Los Angeles (N.L.), April 18
Most Earned Runs:	8, Jordan Lyles, vs. Atlanta, June 5
	8, Tyson Ross, at Arizona, July 7
Most Home Runs:	4, Eric Lauer, vs. St. Louis, May 11
Most Walks:	7, Eric Lauer, at Miami, June 8
Most Strikeouts:	10, Tyson Ross, at Arizona, April 20
	10, Clayton Richard, vs. St. Louis, May 13
	10, Jordan Lyles, vs. Colorado, May 15

Padres back-to-back home runs (4)					
No.	DATE	FINAL SCORE	BATTERS	OPP. PITCHER	
4	Aug 31	COL 0 @ SD 7	Luis Urias/Wil Myers	Jake McGee	
3	Aug 9	SD 8 @ MIL 4	Hunter Renfroe/Franmil Reyes	Soria/Barnes	
2	Apr 9	SD 7 @ COL 6	Clayton Richard/Carlos Asuaje	Jon Gray	
1	Mar 30	MIL 8 @ SD 6	Cory Spangenberg/Austin Hedges	Jhoulys Chacin	

Padres walk-off wins (5)						
No.	DATE	FINAL SCORE	BATTER/RUNNER	ACTION	RBI	OPP. PITCHER
5	Sept. 17	TEX 3 @ SD 7	Francisco Mejia	HR	4	Jeffrey Springs
4	Aug 30	COL 2 @ SD 3	Franmil Reyes	HR	1	Bryan Shaw
3	Aug 18	ARI 6 @ SD 7	Christian Villanueva	single	1	Yoshihisa Hirano
2	May 30	MIA 2 @ SD 3	Hunter Renfroe	E5	0	Brad Ziegler
1	May 12	STL 1 @ SD 2	Eric Hosmer	double	1	Mike Mayers

Padres pinch-hit home runs (3)					
No.	DATE	FINAL SCORE	BATTER	RBI	OPP. PITCHER
3	Jul 14	CHC 11 @ SD 6	Hunter Renfroe	2	Randy Rosario
2	June 3	CIN 3 @ SD 6	Hunter Renfroe	4	Luis Castillo
1	May 19	SD 6 @ PIT 2	Cory Spangenberg	1	George Kontos

Padres grand slams (4)					
No.	DATE	FINAL SCORE	BATTER	OPP. PITCHER	
4	Sep 16	TEX 3 @ SD 7	Francisco Mejia	Jeffrey Springs	
3	Aug 12	PHI 3 @ SD 9	Freddy Galvis	Jake Arrieta	
2	Aug 9	SD 8 @ MIL 4	Hunter Renfroe	Joakim Soria	
1	June 3	CIN 3 @ SD 6	Hunter Renfroe	Luis Castillo	

Padres leadoff home runs (2)					
No.	DATE	FINAL SCORE	BATTER	OPP. PITCHER	
2	Aug 28	SEA 1 @ SD 2	Travis Jankowski	Felix Hernandez	
1	June 24	SD 2 @ SF 3	Manuel Margot	Dereck Rodriguez	

## LAST TIME IT HAPPENED...

### BY THE PADRES

home runs	
<b>Inside-the-Park</b> .....	Everth Cabrera, June 8, 2012 @ MIL
<b>Inside-the-Park (at Petco)</b> .....	Tony Gwynn Jr., July 17, 2010 vs. ARI
<b>From both sides of the plate</b> .....	Yangervis Solarte, May 27, 2016 @ ARI
<b>Pinch-hit Grand Slam</b> .....	Hunter Renfroe, June 3, 2018 vs. CIN
<b>Walk-off Grand Slam</b> .....	Francisco Mejia, Sept. 16, 2018 vs. TEX
<b>Homer in first ML at-bat</b> .....	Eddy Rodriguez, August 2, 2012 @ CIN
<b>Homer by a pitcher</b> .....	Clayton Richard, April 9, 2018 @ COL
<b>2 HR in one inning (ind.)</b> .....	None
<b>Three HR game</b> .....	Wil Myers (3) July 8, 2018 @ ARI
<b>Four HR game</b> .....	None
<b>Back-to-back</b> .....	Urias/Myers, August 31, 2018 vs. COL
<b>3 consecutive HR</b> .....	Gomez/Henderson/Veras, April 1, 1997 vs. NYM
<b>4 HR, 1 inning</b> .....	Arias/Henderson/Klesko/Trammell (T3), May 17, 2001 @ NYM
<b>5 HR, one inning</b> .....	None

batting	
<b>Hit for the Cycle</b> .....	Wil Myers, April 10, 2017 @ COL
<b>Five-hit game</b> .....	Manuel Margot, July 8, 2018 @ ARI
<b>Six-hit game</b> .....	Adrián González, August 11, 2009 @ MIL
<b>Seven-hit game</b> .....	None
<b>Two-hits, one inning</b> .....	Wil Myers (T7), April 24, 2018 @ COL
<b>Six-RBI game</b> .....	Yangervis Solarte, August 22, 2017 @ STL
<b>Seven-RBI game</b> .....	Hunter Renfroe, Sept. 27, 2016 vs. LAD
<b>Eight-RBI game</b> .....	Ken Caminiti, Sept. 19, 1995 vs. COL
<b>Hit into a triple play</b> .....	Jabari Blash (5-4-3), August 7, 2016 vs. PHI
<b>3 GDP, one game</b> .....	Yangervis Solarte, Sept. 16, 2015 @ ARI

pitching	
<b>No-Hitter</b> .....	None
<b>Complete Game</b> .....	Clayton Richard, August 16, 2017 vs. PHI
<b>Complete Game Shutout</b> .....	Clayton Richard, August 16, 2017 vs. PHI
<b>One-Hitter (complete game)</b> .....	Andrew Cashner, April 11, 2014 vs. DET
<b>10+ Innings Pitched</b> .....	Bruce Hurst, June 15, 1989 vs. CIN (10.0)
<b>10+ Strikeouts</b> .....	Jordan Lyles, May 15, 2018 vs. COL (10 SO)
<b>15+ Strikeouts</b> .....	Jake Peavy, April 25, 2007 vs. ARI (16 SO)
<b>Back-to-Back Shutouts (team)</b> .....	May 11, 2016 @ CHC & May 12 @ MIL (1-0 and 3-0)
<b>Back-to-Back CG Shutouts (ind.)</b> .....	Bruce Hurst, May 13-18, 1992
<b>2 Consecutive Complete Games</b> .....	Brian Lawrence, August 20-25, 2004
<b>3 Consecutive Complete Games</b> .....	Andy Ashby, May 25-June 4, 1998
<b>Team Back-to-Back CG</b> .....	Peavy @ ARI, Lawrence @ SF, May 26-27, 2005
<b>Team Back-to-Back CG SHO</b> .....	Sterling Hitchcock, Kevin Brown vs. MIL, Aug. 14-16, 1998

miscellaneous	
<b>Position Player Pitching</b> .....	Cory Spangenberg, June 21, 2018 vs. OAK
<b>Three-or-more steals, 1 game</b> .....	Travis Jankowski (4 steals), August 12, 2018 vs. PHI
<b>Three-or-more steals, 1 inning</b> .....	Wil Myers (3 steals), August 16, 2017 vs. PHI
<b>Four-or-more steals, 1 game</b> .....	Travis Jankowski (4 steals), August 12, 2018 vs. PHI
<b>Five-or-more steals, 1 game</b> .....	Damian Jackson (5 steals), June 28, 1999 vs. COL
<b>Steal of home</b> .....	Cory Spangenberg (T2), August 26, 2017 @ MIA
<b>Suspended Game at Petco Park</b> .....	May 7, 2017 vs. LAD (rain)

### AGAINST THE PADRES

home runs	
<b>Inside-the-Park</b> .....	JT Riddle, May 29, 2018 vs. MIA (off Makita)
<b>Inside-the-Park (at Petco)</b> .....	JT Riddle, May 29, 2018 vs. MIA (off Makita)
<b>From both sides of the plate</b> .....	Yasmani Grandal, April 3, 2017 @LAD
<b>Pinch-hit Grand Slam</b> .....	Pat Valaika, Sept. 16, 2017 @ COL
<b>Walk-off Grand Slam</b> .....	Jeff Mathis, June 30, 2013 @ MIA
<b>Homer in first ML at-bat</b> .....	Brett Pill, Sept. 6, 2011 vs. SF
<b>Homer by a pitcher</b> .....	Bartolo Colon, May 7, 2016 vs. NYM
<b>2 HR in one inning (ind.)</b> .....	Aaron Boone, August 9, 2002 @ CIN (B1)
<b>Three HR game</b> .....	Andrew McCutchen, July 30, 2017 vs. PIT
<b>Four HR game</b> .....	None
<b>3 consecutive HR</b> .....	Aguilar/Shaw/Thames, Aug. 8, 2018 @ MIL
<b>4 HR, 1 inning</b> .....	Kent/Drew/Martin/Anderson (B9), Sept. 18, 2006 @ LAD
<b>5 HR, one inning</b> .....	None

pitching	
<b>Hit for the Cycle</b> .....	Greg Colbrunn, Sept. 18, 2002 vs. ARI
<b>Five-hit game</b> .....	Nolan Arenado, July 19, 2017 @ COL
<b>Six-hit game</b> .....	Wally Backman, April 27, 1990 vs. PIT
<b>Seven-hit game</b> .....	None
<b>Two-hits, one inning</b> .....	Lorenzo Cain (T8), June 10, 2017 vs. KC
<b>Seven-RBI game</b> .....	Nolan Arenado, July 19, 2017 @ COL
<b>Eight-RBI game</b> .....	Matt Holliday, Sept. 20, 2005 @ COL
<b>Nine-RBI game</b> .....	None
<b>Hit into a triple play</b> .....	Ruben Tejada (5-4-3), June 10, 2010 (G2) @ NYM
<b>3 GDP, one game</b> .....	Tommy Pham, August 24, 2017 @ STL

pitching	
<b>No-Hitter</b> .....	(combined), May 4, 2018 vs. LAD *in Monterrey, MX
<b>Complete Game</b> .....	Clay Buchholz, August 16, 2018 vs. ARI
<b>Complete Game Shutout</b> .....	Carlos Martinez, September 4, 2017 vs. STL
<b>10+ Innings Pitched</b> .....	Darryl Kile, Sept. 20, 1998 vs. COL (10.0)
<b>10+ Strikeouts</b> .....	Julio Teheran, June 17, 2018 @ ATL (10 SO)
<b>15+ Strikeouts</b> .....	Stephen Strasburg, May 27, 2017 @ WSH (15 SO)
<b>Back-to-Back Shutouts (team)</b> .....	Sept. 27 @ LAD & Sept. 29 @ SF (10-0 and 8-0)
<b>Back-to-Back CG Shutouts (Ind.)</b> .....	Oil Can Boyd, May 13-23, 1990
<b>2 Consecutive Complete Games</b> .....	Johnny Cueto (3 CG), April 26-May 23, 2016
<b>3 Consecutive Complete Games</b> .....	Johnny Cueto, April 26-May 23, 2016
<b>Team Back-to-Back CG</b> .....	Madison Bumgarner, Johnny Cueto vs. SF, May 17-18, 2016
<b>Team Back-to-Back CG SHO</b> .....	David Cone, Bob Ojeda @ NYM, Aug. 29-30, 1988

miscellaneous	
<b>Position Player Pitching</b> .....	Jeff Mathis, July 8, 2018 @ ARI
<b>Three-or-more steals, 1 game</b> .....	Paul Goldschmidt (3 steals), October 1, 2017 @ ARI
<b>Three-or-more steals, 1 inning</b> .....	None
<b>Four-or-more steals, 1 game</b> .....	Dexter Fowler (5 steals), April 27, 2009 @ COL
<b>Steal of home</b> .....	Kiké Hernández (B6), April 6, 2017 @LAD



## 2018 DAY-BY-DAY

G	Date	Opp.	D-N	Result	Rec.	Pos.	WP	LP	SV	Att.
1	3/29	MIL	D	L, 1-2	0-1	T-3	Jeffress (1-0)	Cimber (0-1)	Barnes (1)	*44,659
2	3/30	MIL	N	L, 6-8	0-2	T-3	Drake (1-0)	Hand (0-1)	Knebel (1)	31,513
3	3/31	MIL	N	L, 3-7	0-3	5th	Suter (1-0)	Perdomo (0-1)	None	35,106
<b>4/1 OFF DAY</b>										
4	4/2	COL	N	L, 4-7	0-4	5th	Bettis (1-0)	Mitchell (0-1)	Davis (2)	16,899
5	4/3	COL	N	W, 8-4	1-4	5th	Ross (1-0)	Freeland (0-1)	Hand (1)	19,283
6	4/4	COL	N	L, 2-5	1-5	5th	Gray (1-1)	Richard (0-1)	Davis (3)	19,698
7	4/5	COL	D	L, 1-3	1-6	5th	Ottavino (1-0)	Hand (0-2)	Davis (4)	20,509
8	4/6	@HOU	N	W, 4-1	2-6	5th	Perdomo (1-1)	McCullers Jr. (1-1)	Hand (2)	41,138
9	4/7	@HOU	N	L, 0-1	2-7	5th	Devenski (1-0)	Erlin (0-1)	None	42,306
10	4/8	@HOU	D	L, 1-4	2-8	5th	Morton (2-0)	Ross (1-1)	Peacock (1)	37,093
11	4/9	@COL	N	W, 7-6	3-8	5th	Richard (1-1)	Gray (1-2)	Hand (3)	20,291
12	4/10	@COL	N	W, 5-2	4-8	5th	Lucchesi (1-0)	Shaw (1-1)	Hand (4)	22,446
13	4/11	@COL	D	L, 4-6	4-9	5th	Senzatela (1-1)	Baumann (0-1)	None	21,248
14	4/12	SF	N	L, 0-7	4-10	5th	Stratton (1-1)	Mitchell (0-2)	None	22,288
15	4/13	SF	N	W, 5-1	5-10	5th	Ross (2-1)	Blach (1-2)	Hand (5)	31,675
16	4/14	SF	N	W, 5-4	6-10	4th	Cimber (1-1)	Gearrin (0-1)	Hand (6)	*41,117
17	4/15	SF	D	W, 10-1	7-10	3rd	Lucchesi (2-0)	Bedde (0-1)	None	34,316
18	4/16	LAD	N	L, 3-10	7-11	5th	Ryu (2-0)	Erlin (0-2)	None	23,082
19	4/17	LAD	N	L, 3-7	7-12	5th	Alexander (1-0)	Webb (0-1)	None	22,959
20	4/18	LAD	N	L, 4-13	7-13	5th	Maeda (2-1)	Perdomo (1-2)	None	23,748
<b>4/19 OFF DAY</b>										
21	4/20	@ARI	N	W, 4-1	8-13	5th	Hand (1-2)	Boxberger (0-2)	None	24,902
22	4/21	@ARI	N	L, 2-6	8-14	5th	Godley (3-1)	Richard (1-2)	None	38,820
23	4/22	@ARI	D	L, 2-4	8-15	5th	Corbin (4-0)	Lucchesi (2-1)	Bradley (2)	31,061
24	4/23	@COL	N	W, 13-5	9-15	5th	Erlin (1-2)	McGee (0-1)	None	24,419
25	4/24	@COL	N	L, 0-8	9-16	5th	Freeland (1-3)	Lauer (0-1)	None	23,727
26	4/25	@COL	D	L, 2-5	9-17	5th	Gray (2-4)	Ross (2-2)	None	32,989
<b>4/26 OFF DAY</b>										
27	4/27	NYM	N	L, 1-5	9-18	5th	deGrom (3-0)	Richard (1-3)	None	29,977
28	4/28	NYM	N	W, 12-2	10-18	5th	Lucchesi (3-1)	Vargas (0-1)	None	*42,778
29	4/29	NYM	D	L, 2-14	10-19	5th	Wheeler (2-1)	Mitchell (0-3)	None	34,639
30	4/30	@SF	N	L, 5-6	10-20	5th	Johnson (1-1)	Hand (1-3)	None	35,470
31	5/1	@SF	N	W, 3-2	11-20	5th	Yates (1-0)	Strickland (2-1)	Hand (7)	36,735
32	5/2	@SF	D	L, 4-9	11-21	5th	Holland (1-3)	Richard (1-4)	None	36,475
<b>5/3 OFF DAY</b>										
33	5/4	LAD	N	L, 0-4	11-22	5th	Buehler (2-0)	Lucchesi (3-2)	None	21,536
34	5/5	LAD	N	W, 7-4	12-22	5th	Yates (2-0)	Fields (2-1)	Hand (8)	*21,791
35	5/6	LAD	D	W, 3-0	13-22	5th	Lauer (1-1)	Cingrani (0-2)	Hand (9)	21,789
36	5/7	WSH	N	L, 8-5	13-23	5th	Strasburg (4-3)	Ross (2-3)	None	17,296
37	5/8	WSH	N	L, 0-4	13-24	5th	Hellickson (1-0)	Richard (1-5)	None	18,898
38	5/9	WSH	N	W, 2-1	14-24	5th	Stammen (1-0)	Gott (0-2)	Hand (10)	18,804
39	5/10	STL	N	L, 1-2	14-25	5th	Mikolas (5-0)	Lyles (0-1)	Norris (8)	20,515
40	5/11	STL	N	L, 9-5	14-26	5th	Weaver (3-2)	Lauer (1-2)	None	28,207
41	5/12	STL	N	W, 2-1	15-26	5th	Cimber (2-1)	Brebbia (0-1)	None	32,715
42	5/13	STL	D	W, 5-3	16-26	5th	Richard (2-5)	Wainwright (1-3)	Hand (11)	28,183
43	5/14	COL	N	L, 4-6	16-27	5th	Anderson (3-1)	Makita (0-1)	Davis (15)	17,245
44	5/15	COL	D	W, 4-0	17-27	4th	Lyles (1-1)	Marquez (2-5)	Hand (12)	19,598
<b>5/16 OFF DAY</b>										
45	5/17	@PIT	N	L, 4-5	17-28	5th	Santana (2-0)	Strahm (0-1)	Vazquez (9)	11,404
46	5/18	@PIT	N	W, 3-2	18-28	5th	Ross (3-3)	Nova (2-4)	Hand (13)	18,920
47	5/19	@PIT	N	W, 6-2	19-28	5th	Richard (3-5)	Kingham (2-1)	None	20,578
48	5/20	@PIT	D	W, 8-5	20-28	5th	Yates (3-0)	Vazquez (2-1)	Hand (14)	17,783
49	5/21	@WSH	N	L, 2-10	20-29	5th	Gonzalez (5-2)	Erlin (1-3)	None	27,890
50	5/22	@WSH	N	L, 1-2	20-30	5th	Doolittle (2-2)	Strahm (0-2)	None	25,700
51	5/23	@WSH	D	W, 3-1	21-30	5th	Ross (4-3)	Fredde (0-1)	Hand (15)	31,076
<b>5/24 OFF DAY</b>										
52	5/25	@LAD	N	L, 1-4	21-31	5th	Stripling (2-1)	Richard (3-6)	Jansen (11)	44,612
53	5/26	@LAD	N	W, 7-5	22-31	5th	Strammen (2-0)	Hudson (1-1)	Hand (16)	43,920
54	5/27	@LAD	D	L, 1-6	22-32	5th	Buehler (3-1)	Cimber (2-2)	None	46,650
55	5/28	MIA	D	L, 2-7	22-33	5th	Smith (4-5)	Lauer (1-3)	None	27,932
56	5/29	MIA	N	W, 9-5	23-33	5th	Stammen (3-0)	Straily (2-1)	None	16,321
57	5/30	MIA	N	W, 3-2	24-33	5th	Strahm (1-2)	Ziegler (0-5)	None	15,733
58	5/31	MIA	N	W, 8-3	25-33	5th	Lyles (2-1)	Chen (1-3)	Hand (17)	17,373
59	6/1	CIN	N	L, 2-7	25-34	5th	Mahle (4-6)	Lockett (0-1)	Lorenzen (1)	25,729
60	6/2	CIN	N	W, 8-2	26-34	5th	Lauer (2-3)	Harvey (1-4)	None	31,710
61	6/3	CIN	D	W, 6-3	27-34	5th	Ross (5-3)	Castillo (4-6)	Yates (1)	25,377
62	6/4	ATL	N	W, 11-4	28-34	5th	Richard (4-6)	Teheran (4-4)	None	19,419
63	6/5	ATL	N	L, 1-14	28-35	5th	Newcomb (7-1)	Lyles (2-2)	Jackson (1)	21,049
64	6/6	ATL	D	W, 3-1	29-35	5th	Castillo (1-0)	Foltynewicz (5-4)	Hand (18)	20,898
<b>6/7 OFF DAY</b>										
65	6/8	@MIA	N	L, 0-4	29-36	5th	Smith (5-6)	Lauer (2-4)	None	10,654
66	6/9	@MIA	D	W, 5-4	30-36	5th	Stammen (4-0)	Rucinski (1-1)	Yates (2)	12,089
67	6/10	@MIA	D	W, 3-1	31-36	5th	Richard (5-6)	Urena (1-8)	Hand (19)	12,984
68	6/11	@STL	N	L, 2-5	31-37	5th	Flaherty (3-2)	Lyles (2-3)	Norris (13)	40,971
69	6/12	@STL	N	W, 4-2	32-37	5th	Cimber (3-2)	Mikolas (7-2)	Hand (20)	40,199
70	6/13	@STL	N	W, 4-2	33-37	5th	Lauer (3-4)	Weaver (3-6)	Hand (21)	44,094
71	6/14	@ATL	N	L, 2-4	33-38	5th	Sanchez (3-0)	Ross (5-4)	Vizzaino (13)	25,250
72	6/15	@ATL	N	W, 9-3	34-38	5th	Richard (6-6)	Freeman (1-3)	None	41,497
73	6/16	@ATL	D	L, 0-1	34-39	5th	Newcomb (8-2)	Lyles (2-4)	Vizzaino (14)	41,916
74	6/17	@ATL	D	L, 1-4	34-40	5th	Teheran (5-4)	Castillo (1-1)	Vizzaino (15)	40,251
<b>6/18 OFF DAY</b>										
75	6/19	OAK	N	L, 2-4	34-41	5th	Trivino (4-1)	Cimber (3-3)	Treinen (16)	37,485
76	6/20	OAK	D	L, 4-12	34-42	5th	Montas (4-1)	Lucchesi (3-3)	None	28,225
77	6/21	@SF	N	L, 0-3	34-43	5th	Bumgarner (1-2)	Ross (5-5)	Melancon (1)	37,497
78	6/22	@SF	N	W, 6-2	35-43	5th	Richard (7-6)	Stratton (8-5)	None	40,546
79	6/23	@SF	D	L, 3-5	35-44	5th	Moronta (3-1)	Cimber (3-4)	None	40,348
80	6/24	@SF	D	L, 2-3	35-45	5th	Blach (5-5)	Hand (1-4)	None	39,230
81	6/25	@TEX	N	L, 4-7	35-46	5th	Barnette (2-0)	Stammen (4-1)	Kela (19)	23,470
82	6/26	@TEX	N	W, 3-2	36-46	5th	Strahm (2-2)	Diekman (1-1)	Hand (22)	21,780
83	6/27	@TEX	N	L, 2-5	36-47	5th	Minor (6-4)	Richard (7-7)	Kela (20)	21,365
<b>6/28 OFF DAY</b>										

G	Date	Opp.	D-N	Result	Rec.	Pos.	WP	LP	SV	Att.
84	6/29	PIT	N	L, 3-6	36-48	5th	Musgrove (3-3)	Lauer (3-5)	Vazquez (16)	27,083
85	6/30	PIT	N	W, 4-3	37-48	5th	Lucchesi (4-3)	Williams (6-6)	Hand (23)	32,418
86	7/1	PIT	D	L, 5-7	37-49	5th	Crick (1-1)	Ross (5-6)	Vazquez (17)	32,099
<b>7/2 OFF DAY</b>										
87	7/3	@OAK	N	L, 2-6	37-50	5th	Pagan (2-0)	Richard (7-8)	None	29,925
88	7/4	@OAK	D	L, 2-4	37-51	5th	Trivino (7-1)	Castillo (1-2)	Treinen (22)	14,408
89	7/5	@ARI	N	W, 6-3	38-51	5th	Lauer (4-5)	Miller (0-3)	Hand (24)	17,982
90	7/6	@ARI	N	L, 1-3	38-52	5th	Godley (10-6)	Lucchesi (4-4)	Boxberger (21)	25,128
91	7/7	@ARI	N	L, 5-20	38-53	5th	Delgado (1-0)	Ross (5-7)	None	27,091
92	7/8	@ARI	D	W, 4-3	39-53	5th	Hand (2-4)	Mathis (0-1)	None	24,869
93	7/9	LAD	N	L, 2-8	39-54	5th	Kershaw (3-4)	Perdomo (1-3)	None	28,110
94	7/10	LAD	N	W, 4-1	40-54	5th	Lauer (5-5)	Hill (2-4)	None	26,272
95	7/11	LAD	N	L, 2-4	40-55	5th	Maeda (6-5)	Lucchesi (4-5)	Jansen (25)	26,448
96	7/12	LAD	N	L, 2-3	40-56	5th	Stripling (8-2)	Ross (5-8)	Jansen (26)	29,595
97	7/13	CHC	N	L, 4-5	40-57	5th	Stop (4-1)	Cimber (3-5)	Morrow (21)	38,988
98	7/14	CHC	N	L, 6-11	40-58	5th	Hendricks (6-8)	Perdomo (1-4)	None	38,837
99	7/15	CHC	D	L, 4-7	40-59	5th	Lester (12-2)	Lauer (5-6)	Morrow (22)	37,672
7/16 2018 HOME RUN DERBY (NATIONALS PARK, WASHINGTON, D.C.) Bryce Harper (W)										
7/17 2018 ALL-STAR GAME (NATIONALS PARK, WASHINGTON, D.C.) AL 8, NL 6										
7/18 ALL-STAR BREAK										
7/19 ALL-STAR BREAK										
100	7/20	@PHI	N	L, 11-5	40-60	5th	Davis (1-0)	Richard (7-9)	None	30,034
101	7/22	@PHI	D	W, 10-2	41-60	5th	Ross (6-8)	Pivetta (6-8)	None	29,392
102	7/22	@PHI	N	L, 0-5	41-61	5th	Velasquez (6-8)	Perdomo (1-5)	None	25,054
103	7/23	@NYM	N	W, 3-2	42-61	5th	Lucchesi (5-5)	deGrom (5-5)	Yates (3)	21,731
104	7/24	@NYM	N	L, 3-6	42-62	5th	Wheeler (4-6)	Lauer (5-7)	None	21,925
105	7/25	@NYM	D	L, 4-6	42-63	5th	Oswalt (1-2)	Richard (7-10)	Swarzak (2)	30,963
<b>7/26 OFF DAY</b>										
106	7/27	ARI	N	L, 2-6	42-64	5th	Greinke (W, 12-5)	Perdomo (1-6)	None	34,725
107	7/28	ARI	N	L, 4-9	42-65	5th	Bradley (3-2)	Maton (0-1)	None	37,149
108	7/29	ARI	D	L, 4-5	42-66	5th	Buchholz (4-1)	Lucchesi (5-6)	Boxberger (25)	32,529
109	7/30	SF	N	L, 3-5	42-67	5th	Smith (1-1)	Strahm (2-3)	None	31,725
110	7/31	SF	D	L, 2-3	42-68	5th	Watson (4-4)	Maton (0-2)	Smith (6)	29,209
<b>8/1 OFF DAY</b>										
111	8/2	@CHC	N	W, 6-1	43-68	5th	Erlin (2-3)	Chavez (3-2)	None	40,714
112	8/3	@CHC	D	L, 4-5	43-69	5th	Quintana (10-7)	Ross (6-9)	Strop (6)	40,894
113	8/4	@CHC	D	L, 4-5	43-70	5th	Hendricks (8-9)	Lockett (0-2)	Stope (7)	40,855
114	8/5	@CHC	D	W, 10-6	44-70	5th	Stammen (5-1)	Edwards Jr. (3-2)	None	41,136
<b>8/6 OFF DAY</b>										
115	8/7	@MIL	N	W, 11-5	45-70	5th	Strahm (3-3)	Hader (4-1)	None	27,664
116	8/8	@MIL	N	L, 4-8	45-71	5th	Chacin (11-4)	Kennedy (0-1)	None	32,355
117	8/9	@MIL	D	W, 8-4	46-71	5th	Yates (4-0)	Knebel (2-3)		

**SD pitching vs. SF batting**

vs. Colten Brewer

Career	BA	OBP	SLG	AB	H	2B	3B	HR	BB	K
Gregor Blanco	-	1.000	-	0	0	0	0	0	1	0
Brandon Crawford	.000	.500	.000	1	0	0	0	0	1	0
Gorkys Hernandez	.000	.000	.000	1	0	0	0	0	0	0
Nick Hundley	1.000	1.000	1.000	1	1	0	0	0	0	0
Evan Longoria	1.000	1.000	1.000	1	1	0	0	0	0	0
Joe Panik	1.000	1.000	1.000	1	1	0	0	0	0	0
Hunter Pence	1.000	1.000	1.000	1	1	0	0	0	0	0
Austin Slater	.000	.000	.000	1	0	0	0	0	0	1
Chris Stratton	.000	.000	.000	1	0	0	0	0	0	1

vs. Jose Castillo

Career	BA	OBP	SLG	AB	H	2B	3B	HR	BB	K
Brandon Crawford	.000	.000	.000	2	0	0	0	0	0	1
Chase d'Arnaud	.000	.000	.000	2	0	0	0	0	0	1
Steven Duggar	.000	.000	.000	1	0	0	0	0	0	0
Gorkys Hernandez	.000	.000	.000	1	0	0	0	0	0	0
Joe Panik	.000	.000	.000	1	0	0	0	0	0	1
Austin Slater	.000	.500	.000	1	0	0	0	0	1	1
Kelby Tomlinson	.000	.000	.000	2	0	0	0	0	0	1

vs. Miguel Diaz

Career	BA	OBP	SLG	AB	H	2B	3B	HR	BB	K
Gregor Blanco	-	1.000	-	0	0	0	0	0	1	0
Brandon Crawford	.000	.000	.000	1	0	0	0	0	0	0
Gorkys Hernandez	1.000	1.000	1.000	1	1	0	0	0	0	0
Nick Hundley	.000	.000	.000	1	0	0	0	0	0	0
Joe Panik	.000	.000	.000	1	0	0	0	0	0	0
Hunter Pence	-	1.000	-	0	0	0	0	0	1	0
Chris Stratton	.000	.000	.000	1	0	0	0	0	0	0

vs. Robbie Erlin

Career	BA	OBP	SLG	AB	H	2B	3B	HR	BB	K
Abiatal Avelino	.000	.000	.000	1	0	0	0	0	0	0
Ty Blach	.000	.000	.000	1	0	0	0	0	0	1
Gregor Blanco	.750	.600	1.000	4	3	1	0	0	0	0
Peter Bourjos	.000	.000	.000	3	0	0	0	0	0	2
Madison Bumgarner	.000	.000	.000	2	0	0	0	0	0	2
Brandon Crawford	.600	.545	.900	10	6	1	1	0	0	0
Aramis Garcia	.000	.000	.000	2	0	0	0	0	0	1
Gorkys Hernandez	.500	.667	.500	2	1	0	0	0	1	0
Nick Hundley	.429	.429	.571	7	3	1	0	0	0	3
Evan Longoria	.000	.000	.000	5	0	0	0	0	0	1
Joe Panik	.143	.143	.143	7	1	0	0	0	0	0
Hunter Pence	.083	.267	.083	12	1	0	0	0	3	1
Chris Shaw	.000	.500	.000	1	0	0	0	0	1	0
Austin Slater	-	.000	-	0	0	0	0	0	0	0
Chris Stratton	1.000	1.000	2.000	1	1	1	0	0	0	0
Kelby Tomlinson	1.000	1.000	2.000	1	1	1	0	0	0	0

vs. Kazuhisa Makita

Career	BA	OBP	SLG	AB	H	2B	3B	HR	BB	K
Gregor Blanco	1.000	1.000	1.000	1	1	0	0	0	0	0
Hunter Pence	.000	.000	.000	1	0	0	0	0	0	1
Kelby Tomlinson	1.000	1.000	1.000	1	1	0	0	0	0	0

vs. Phil Maton

Career	BA	OBP	SLG	AB	H	2B	3B	HR	BB	K
Gregor Blanco	-	1.000	-	0	0	0	0	0	1	0
Brandon Crawford	.400	.400	.400	5	2	0	0	0	0	1
Steven Duggar	.000	.000	.000	1	0	0	0	0	0	0
Alen Hanson	.667	.667	1.333	3	2	0	1	0	0	0
Gorkys Hernandez	.333	.500	.667	3	1	1	0	0	1	0
Nick Hundley	.250	.250	.250	4	1	0	0	0	0	1
Ryder Jones	1.000	1.000	1.000	1	1	0	0	0	0	0
Evan Longoria	1.000	1.000	2.500	2	2	1	1	0	0	0
Joe Panik	.333	.333	1.333	3	1	0	0	1	0	0
Hunter Pence	.000	.000	.000	3	0	0	0	0	0	1
Austin Slater	.000	.000	.000	1	0	0	0	0	0	0
Kelby Tomlinson	.000	.000	.000	2	0	0	0	0	0	0

vs. Luis Perdomo

Career	BA	OBP	SLG	AB	H	2B	3B	HR	BB	K
Brandon Belt	.375	.375	.625	16	6	1	0	1	0	3
Gregor Blanco	1.000	1.000	1.000	1	1	0	0	0	0	0
Madison Bumgarner	.000	.000	.000	3	0	0	0	0	0	2
Brandon Crawford	.267	.313	.333	15	4	1	0	0	1	1
Miguel Gomez	.000	.000	.000	1	0	0	0	0	0	0
Gorkys Hernandez	.200	.429	.200	5	1	0	0	0	2	2
Nick Hundley	.211	.250	.211	19	4	0	0	0	1	1
Ryder Jones	.250	.250	.500	4	1	1	0	0	0	0
Evan Longoria	.500	.667	.500	2	1	0	0	0	1	0
Joe Panik	.474	.474	.632	19	9	3	0	0	0	1
Hunter Pence	.214	.294	.214	14	3	0	0	0	1	3

vs. Craig Stammen

Career	BA	OBP	SLG	AB	H	2B	3B	HR	BB	K
Gregor Blanco	.455	.455	.727	11	5	1	1	0	0	2
Brandon Crawford	.400	.455	.400	10	4	0	0	0	1	1
Aramis Garcia	1.000	1.000	4.000	1	1	0	0	1	0	0
Alen Hanson	.000	.000	.000	3	0	0	0	0	0	2
Gorkys Hernandez	.250	.400	.500	4	1	1	0	0	1	1
Nick Hundley	.400	.400	.400	5	2	0	0	0	0	0
Ryder Jones	-	1.000	-	0	0	0	0	0	1	0
Evan Longoria	.167	.167	.167	6	1	0	0	0	0	2
Joe Panik	.273	.273	.455	11	3	0	1	0	0	1
Hunter Pence	.238	.292	.381	21	5	0	0	1	2	3
Chris Shaw	.500	.500	.500	2	1	0	0	0	0	1

vs. Robert Stock

Career	BA	OBP	SLG	AB	H	2B	3B	HR	BB	K
Gregor Blanco	.000	.000	.000	1	0	0	0	0	0	1
Brandon Crawford	.500	.500	.500	2	1	0	0	0	0	1
Aramis Garcia	.000	.000	.000	2	0	0	0	0	0	1
Alen Hanson	.333	.333	.333	3	1	0	0	0	0	1
Gorkys Hernandez	.000	.000	.000	3	0	0	0	0	0	1
Nick Hundley	1.000	1.000	1.000	1	1	0	0	0	0	0
Evan Longoria	1.000	1.000	1.000	1	1	0	0	0	0	0
Joe Panik	.333	.333	.667	3	1	1	0	0	0	0
Chris Shaw	1.000	1.000	1.000	1	1	0	0	0	0	0
Austin Slater	.000	.500	.000	1	0	0	0	0	1	0

vs. Matt Strahm

Career	BA	OBP	SLG	AB	H	2B	3B	HR	BB	K
Brandon Crawford	.333	.500	1.000	3	1	0	1	0	1	2
Alen Hanson	.000	.000	.000	2	0	0	0	0	0	2
Gorkys Hernandez	.250	.250	1.000	4	1	0	0	1	0	2
Nick Hundley	.000	.000	.000	1	0	0	0	0	0	0
Evan Longoria	.000	.500	.000	1	0	0	0	0	1	0
Joe Panik	.000	.000	.000	1	0	0	0	0	0	0
Hunter Pence	.000	.000	.000	2	0	0	0	0	0	0
Chris Shaw	.000	.000	.000	1	0	0	0	0	0	1
Austin Slater	-	1.000	-	0	0	0	0	0	0	0
Kelby Tomlinson	1.000	1.000	1.000	1	1	0	0	0	0	0

vs. Brad Wieck

Career	BA	OBP	SLG	AB	H	2B	3B	HR	BB	K
Gregor Blanco	.000	.000	.000	1	0	0	0	0	0	1
Aramis Garcia	.000	.000	.000	1	0	0	0	0	0	0
Evan Longoria	.000	.000	.000	1	0	0	0	0	0	1
Joe Panik	.000	.000	.000	1	0	0	0	0	0	0
Chris Shaw	1.000	1.000	2.000	1	1	1	0	0	0	0
Austin Slater	.000	.000	.000	1	0	0	0	0	0	1

vs. Trey Wingenter

Career	BA	OBP	SLG	AB	H	2B	3B	HR	BB	K
Evan Longoria	.000	.000	.000	1	0	0	0	0	0	0
Joe Panik	.000	.000	.000	1	0	0	0	0	0	0
Hunter Pence	.000	.000	.000	1	0	0	0	0	0	1

vs. Kirby Yates

Career	BA	OBP	SLG	AB	H	2B	3B	HR	BB	K
Gregor Blanco	.000	.000	.000	1	0	0	0	0	0	1
Brandon Crawford	.200	.333	.400	5	1	1	0	0	1	1
Chase d'Arnaud	.000	.000	.000	2	0	0	0	0	0	2
Alen Hanson	.000	.000	.000	1	0	0	0	0	0	0
Gorkys Hernandez	.000	.200	.000	4	0	0	0	0	1	2
Nick Hundley	.200	.333	.200	5	1	0	0	0	1	4
Evan Longoria	.000	.000	.000	7	0	0	0	0	0	3
Joe Panik	.667	.667	1.667	3	2	0	0	1	0	0
Hunter Pence	.000	.250	.000	3	0	0	0	0	1	2
Austin Slater	.000	.333	.000	2	0	0	0	0	1	2
Kelby Tomlinson	.000	.000	.000	2	0	0	0	0	0	2

**SD batting vs. SF pitching**

vs. Ty Blach

Career	BA	OBP	SLG	AB	H	2B	3B	HR	BB	K
Freddy Galvis	.250	.250	.250	12	3	0	0	0	0	2
Austin Hedges	.375	.375	.500	8	3	1	0	0	0	1
Eric Hosmer	.222	.222	.222	9	2	0	0	0	0	2
Travis Jankowski	.000	.000	.000	3	0	0	0	0	0	1
Manuel Margot	.214	.214	.286	14	3	1	0	0	0	0
Francisco Mejia	.000	.000	.000	2	0	0	0	0	0	0
Wil Myers	.286	.375	.571	14	4	1	0	1	2	3
Luis Perdomo	.000	.000	.000	1	0	0	0	0	0	1
Jose Pirela	.250	.250	.625	8	2	0	0	1	0	2
Hunter Renfroe	.250	.250	.417	12	3	2	0	0	0	1
Franmil Reyes	.000	.000	.000	1	0	0	0	0	0	0
Cory Spangenberg	.286	.286	.286	7	2	0	0	0	0	2
Craig Stammen	1.000	1.000	1.000	1	1	0	0	0	0	0

vs. Ray Black

Career	BA	OBP	SLG	AB	H	2B	3B	HR	BB	K
Freddy Galvis	1.000	1.000	4.000	1	1	0	0	1	0	0
Austin Hedges	.000	.000	.000	2	0	0	0	0	0	2
Manuel Margot	.000	.000	.000	2	0	0	0	0	0	0
Wil Myers	.000	.000	.000	1	0	0	0	0	0	0
Hunter Renfroe	.000	.000	.000	1	0	0	0	0	0	0
Franmil Reyes	-	1.000	-	0	0	0	0	0	1	0
Cory Spangenberg	.000	.000	.000	1	0	0	0	0	0	1

vs. Sam Dyson

Career	BA	OBP	SLG	AB	H	2B	3B	HR	BB	K
Carlos Asuaje	.000	.000	.000	3	0	0	0	0	0	0
A.J. Ellis	1.000	1.000	1.000	1	1	0	0	0	0	0
Freddy Galvis	.400	.400	.400	5	2	0	0	0	0	1
Austin Hedges	.143	.143	.286	7	1	1	0	0	0	1
Eric Hosmer	.500	.500	.500	2	1	0	0	0	0	0
Travis Jankowski	.500	.500	1.000	2	1	1	0	0	0	0
Manuel Margot	1.000	1.000	1.500	2	2	1	0	0	0	0
Wil Myers	1.000	1.000	1.000	1	1	0	0	0	1	0
Jose Pirela	.333	.500	.333	3	1	0	0	0	1	1
Hunter Renfroe	.250	.250	.250	4	1	0	0	0	0	2
Franmil Reyes	.000	.000	.000	1	0	0	0	0	0	0
Cory Spangenberg	.333	.429	.500	6	2	1	0	0	0	0
Matt Strahm	.000	.000	.000	1	0	0	0	0	0	1

vs. Pierce Johnson

Career	BA	OBP	SLG	AB	H	2B	3B	HR	BB	K
Robbie Erlin	.000	.000	.000	1	0	0	0	0	0	1
Freddy Galvis	.000	.000	.000	3	0	0	0	0	0	2
Austin Hedges	.000	.000	.000	1	0	0	0	0	0	0
Eric Hosmer	1.000	1.000	1.000	1	1	0	0	0	0	0
Manuel Margot	.000	.500	.000	1	0	0	0	0	1	1
Francisco Mejia	.000	.000	.000	1	0	0	0	0	0	1
Wil Myers	.000	.000	.000	1	0	0	0	0	0	0
Jose Pirela	.500	.500	.500	2	1	0	0	0	0	0
Hunter Renfroe	.000	.000	.000	2	0	0	0	0	0	1
Franmil Reyes	1.000	1.000	1.000	1	1	0	0	0	0	0

vs. Mark Melancon

Career	BA	OBP	SLG	AB	H	2B	3B	HR	BB	K
A.J. Ellis	.000	.000	.000	1	0	0	0	0	0	1
Freddy Galvis	.200	.200	.400	5	1	1	0	0	0	4
Austin Hedges	.000	.000	.000	1	0	0	0	0	0	0
Eric Hosmer	1.000	1.000	1.000	2	2	0	0	0	2	0
Travis Jankowski	-	1.000	-	0	0	0	0	0	1	0
Manuel Margot	.333	.500	.333	3	1	0	0	0	1	0
Wil Myers	.500	.500	.500	2	1	0	0	0	0	0
Jose Pirela	.333	.333	.333	3	1	0	0	0	0	0
Hunter Renfroe	.400	.400	.400	5	2	0	0	0	0	2
Franmil Reyes	-	1.000	-	0	0	0	0	0	1	0
Cory Spangenberg	.333	.333	.333	3	1	0	0	0	0	0

vs. Reyes Moronta

Career	BA	OBP	SLG	AB	H	2B	3B	HR	BB	K
A.J. Ellis	-	.667	-	0	0	0	0	0	2	0
Freddy Galvis	.333	.333	.333	3	1	0	0	0	0	2
Austin Hedges	.500	.500	.500	2	1	0	0	0	0	0
Eric Hosmer	.000	.333	.000	2	0	0	0	0	1	0
Travis Jankowski	.333	.333	.333	3	1	0	0	0	0	0
Manuel Margot	.000	.167	.000	5	0	0	0	0	1	0
Wil Myers	.333	.333	1.333	3	1	0	0	1	0	2
Jose Pirela	.000	.400	.000	3	0	0	0	0	2	0
Hunter Renfroe	.000	.000	.000	1	0	0	0	0	0	1
Cory Spangenberg	.000	.000	.000	1	0	0	0	0	0	0

vs. Steven Okert

Career	BA	OBP	SLG	AB	H	2B	3B	HR	BB	K
Austin Hedges	.000	.000	.000	1	0	0	0	0	0	0
Eric Hosmer	.000	.000	.000	1	0	0	0	0	0	0
Travis Jankowski	1.000	1.000	1.000	1	1	0	0	0	0	0
Wil Myers	1.000	1.000	4.000	1	1	0	0	1	0	0
Hunter Renfroe	.000	.000	.000	2	0	0	0	0	0	0
Cory Spangenberg	.000	.000	.000	5	0	0	0	0	0	3

vs. Will Smith

Career	BA	OBP	SLG	AB	H	2B	3B	HR	BB	K
A.J. Ellis	.000	.333	.000	2	0	0	0	0	1	2
Freddy Galvis	.300	.300	.400	10	3	1	0	0	0	2
Austin Hedges	.000	.000	.000	1	0	0	0	0	0	0
Eric Hosmer	.400	.400	.400	5	2	0	0	0	0	1
Travis Jankowski	.500	.500	.500	2	1	0	0	0	0	1
Manuel Margot	.200	.200	.200	5	1	0	0	0	0	1
Wil Myers	.000	.250	.000	3	0	0	0	0	1	2
Jose Pirela	1.000	1.000	1.000	1	1	0	0	0	0	0
Hunter Renfroe	.000	.000	.000	4	0	0	0	0	0	3
Franmil Reyes	.000	.000	.000	1	0	0	0	0	0	1
Cory Spangenberg	.000	.000	.000	1	0	0	0	0	0	0

vs. Chris Stratton

Career	BA	OBP	SLG	AB	H	2B	3B	HR	BB	K
Robbie Erlin	-	-	-	0	0	0	0	0	0	0
Freddy Galvis	.286	.375	.286	7	2	0	0	0	1	1
Austin Hedges	.200	.333	.200	5	1	0	0	0	1	1
Eric Hosmer	.143	.250	.143	7	1	0	0	0	1	2
Travis Jankowski	.333	.333	.333	6	2	0	0	0	0	0
Manuel Margot	.333	.286	.500	6	2	1	0	0	0	1
Francisco Mejia	.500	.500	.500	2	1	0	0	0	0	0
Wil Myers	.333	.333	.667	9	3	0	0	1	0	2
Jose Pirela	.000	.167	.000	5	0	0	0	0	1	2
Hunter Renfroe	.000	.000	.000	6	0	0	0	0	0	2
Franmil Reyes	.500	.500	.500	2	1	0	0	0	0	0
Cory Spangenberg	.500	.545	.700	10	5	2	0	0	1	0

vs. Hunter Strickland

Career	BA	OBP	SLG	AB	H	2B	3B	HR	BB	K
A.J. Ellis	.000	.000	.000	4	0	0	0	0	0	1
Freddy Galvis	.333	.333	.333	3	1	0	0	0	0	1
Austin Hedges	.000	.333	.000	2	0	0	0	0	1	1
Eric Hosmer	.400	.400	1.000	5	2	0	0	1	0	0
Travis Jankowski	.000	.250	.000	3	0	0	0	0	1	2
Manuel Margot	.000	.000	.000	4	0	0	0	0	0	1
Francisco Mejia	.000	.000	.000	2	0	0	0	0	0	2
Wil Myers	.143	.400	.571	7	1	0	0	1	3	2
Jose Pirela	.500	.667	1.500	2	1	0	1	0	1	0
Hunter Renfroe	.000	.000	.000	3	0	0	0	0	0	1
Cory Spangenberg	.333	.500	.333	3	1	0	0	0	1	1

vs. Tony Watson

Career	BA	OBP	SLG	AB	H	2B	3B	HR	BB	K
A.J. Ellis	.143	.250	.143	7	1	0	0	0	1	3
Freddy Galvis	.000	.125	.000	7	0	0	0	0	1	0
Austin Hedges	.000	.000	.000	2	0	0	0	0	0	2
Eric Hosmer	.000	.000	.000	4	0	0	0	0	0	0
Travis Jankowski	.000	.000	.000	1	0	0	0	0	0	1
Manuel Margot	.000	.000	.000	1	0	0	0	0	0	0
Wil Myers	-	1.000	-	0	0	0	0	0	1	0
Hunter Renfroe	.000	.000	.000	1	0	0	0	0	0	0
Cory Spangenberg	.200	.200	.200	5	1	0	0	0	0	0