




CHICAGO WHITE SOX

MINOR LEAGUE REPORT


Chicago White Sox • Media Relations Department • 333 W. 35th Street • Chicago, IL 60616 • Phone: 312-674-5300 • Fax: 312-674-5847
Senior Director: Bob Beghtol • Assistant Director: Ray Garcia • Manager: Billy Russo • Coordinators: Joe Roti and Hannah Sundwall
© 2018 Chicago White Sox • whitesox.com • loswhitesox.com • whitesoxpressbox.com • @whitesox

ORGANIZATIONAL GAMES OF AUGUST 29, 2018

	CLASS AAA CHARLOTTE KNIGHTS	YESTERDAY: L, 9-4 vs. Durham	WP: Weber (9-6) LP: Stephens (3-7) SV: None	RECORD: 61-73 PLACE: 4th GA/GB: -14.5
---	--	---	--	--


LEAGUE: INTERNATIONAL | TONIGHT'S OPPONENT: VS. DURHAM | TODAY'S PROBABLE: TBA

- Starter **Jordan Stephens** suffered his seventh loss of the season after allowing six runs on six hits over 4.2 IP.
- **Ryan Cordell** extended his hitting streak to eight games, batting .300 (9-30) with two doubles, one home run and three RBI during the streak.
- **Bryant Flete** is batting .438 (7-16) with two doubles and two RBI during his five-game hitting streak.

	CLASS AA BIRMINGHAM BARONS	YESTERDAY: OFF-DAY	WP: LP: SV:	RECORD: 32-33 PLACE: 3rd GA/GB: -6.0
---	---------------------------------------	-------------------------------	----------------------------	---

LEAGUE: SOUTHERN | TONIGHT'S OPPONENT: AT BILOXI | TONIGHTS PROBABLE: LHP TANNER BANKS (4-5, 2.83 ERA)

- Birmingham had an off-day yesterday, will play tonight at Biloxi ... **Tanner Banks** will start for Birmingham.

	CLASS A WINSTON-SALEM DASH*	YESTERDAY: L, 10-3 vs. Salem	WP: Crawford (2-3) LP: Parke (5-4) SV: None	RECORD: 39-24 PLACE: T1ST GA/GB: +10.0
---	--	---	--	---


LEAGUE: CAROLINA | TONIGHT'S OPPONENT: VS. SALEM | TONIGHT'S PROBABLE: TBA

- Starter **John Parke** suffered his fourth loss of the season after allowing seven runs on a season-high tying 11 hits over 6.0 IP.
- **Zach Remillard** has hit safely in six of his last seven games ... is batting .375 (9-24) with three doubles and three RBI during that span.

	CLASS A KANNAPOLIS INTIMIDATORS	YESTERDAY: L, 6-3 vs. Asheville	WP: Schilling (8-5) LP: Rigler (6-9) SV: Doyle (16)	RECORD: 32-33 PLACE: 4th GA/GB: -11.5
--	--	--	--	--

LEAGUE: SOUTH ATLANTIC | TONIGHT'S OPPONENT: VS. VS. ASHEVILLE | TONIGHT'S PROBABLE: TBA

- Starter **Parker Rigler** suffered his ninth loss of the season after allowing five runs on seven hits over 6.0 IP.
- **Tyler Frost** extended his hitting streak to seven games, batting .345 (10-29) with two doubles and two RBI during the streak.

	ADVANCED ROOKIE GREAT FALLS VOYAGERS*	YESTERDAY: L, 6-2 at Helena	WP: Lemons (1-2) LP: Martin (0-2) SV: None	RECORD: 10-19 PLACE: 4th GA/GB: -8.5
---	--	--	---	---

LEAGUE: PIONEER | TONIGHT'S OPPONENT: AT HELENA | TONIGHT'S PROBABLE: RHP JASON BILOUS (0-3, 6.25 ERA)

- Starter **Konnor Pilkington** did not factor into the decision after allowing one run on two hits over 2.0 IP.
- Reliever **Davis Martin** suffered his second loss after allowing a season-high tying four runs on six hits over 3.0 IP.
- **Amado Nunez** extended his hitting streak to seven games, batting .419 (13-31) with three doubles, one triple, three home runs and 10 RBI during the streak.
- **Romy González** has hit safely in five of his last six games ... is batting .370 (10-27) with two doubles, four home runs and 12 RBI.

	ARIZONA ROOKIE LEAGUE WHITE SOX	FINAL RECORD: 16-12 PLACE: 3rd GA/GB: -1.0
---	--	---

LEAGUE: ARIZONA |

- Finished the season 16-12 in third place in the Arizona League Central division.
- RHP **Brayan Herrera** finished the season 5-2 with a 2.70 ERA (17 ER/56.2 IP), 43 strikeouts and a .216 (46-213) opponents batting average.
- **Harvin Mendoza** finished the season batting .314 (43-137) with nine doubles, two triples and 23 RBI over 39 games.

* Won the Division First-Half Title

**Durham Bulls (75-58) 9, Charlotte Knights (61-73) 4
August 29, 2018**

	1	2	3	4	5	6	7	8	9	R	H	E
Durham	1	0	3	0	2	0	2	1	0	9	10	1
Charlotte	0	0	2	0	0	0	0	2	0	4	10	1

Durham	AB	R	H	RBI	BB	SO	LOB	AVG	Charlotte	AB	R	H	RBI	BB	SO	LOB	AVG
Velazquez, A, SS	4	1	0	1	1	0	1	.260	Cordell, RF	4	2	2	1	0	0	1	.239
Wong, 2B	5	1	1	0	0	1	2	.283	Tilson, CF	4	1	1	0	0	0	2	.250
Meadows, CF	4	3	4	5	0	0	0	.304	Jimenez, LF	5	0	1	0	0	1	4	.365
Snyder, B, 3B	4	0	0	0	0	3	1	.258	Castillo, DH	3	0	1	1	1	1	1	.182
a-Arroyo, C, PH-3B	0	0	0	0	1	0	0	.233	Skole, 1B	3	0	0	0	0	2	4	.240
Lowe, N, 1B	4	1	1	0	1	1	2	.272	Zavala, C	4	0	1	0	0	1	4	.261
Refsnyder, RF	3	0	0	1	0	1	3	.278	Leonard, 3B	4	0	0	0	0	1	4	.240
Ciuffo, C	5	0	0	0	0	3	6	.254	Alvarez, 2B	4	1	2	0	0	1	1	.260
Coats, LF	3	1	1	0	1	1	0	.232	Flete, SS	4	0	2	1	0	2	2	.438
Moore, Ad, DH	4	2	3	2	0	0	1	.219	Stephens, P	0	0	0	0	0	0	0	.000
Weber, P	0	0	0	0	0	0	0	.000	Fulmer, C, P	0	0	0	0	0	0	0	.000
Milner, P	0	0	0	0	0	0	0	.000	Infante, P	0	0	0	0	0	0	0	.000
Poche, P	0	0	0	0	0	0	0	.000	Frare, P	0	0	0	0	0	0	0	.000
Gibaut, P	0	0	0	0	0	0	0	.000	Brennan, P	0	0	0	0	0	0	0	.000
Totals	36	9	10	9	4	10	16	.259	Totals	35	4	10	3	1	9	23	.249

a-Walked for Snyder, B in the 9th.

BATTING

3B: Moore, Ad (1, Infante).
HR: Meadows 3 (12, 1st inning off Stephens, 0 on, 2 out; 5th inning off Stephens, 1 on, 0 out; 7th inning off Fulmer, C, 0 on, 0 out); Moore, Ad (4, 3rd inning off Stephens, 1 on, 0 out).
TB: Moore, Ad 8; Lowe, N; Wong; Meadows 13; Coats.
RBI: Meadows 5 (43); Moore, Ad 2 (30); Refsnyder (15); Velazquez, A (40).
2-out RBI: Meadows.
Runners left in scoring position, 2 out: Ciuffo 3; Wong.
SF: Refsnyder.
GIDP: Moore, Ad.
Team RISP: 1-for-7.
Team LOB: 7.

BASERUNNING

SB: Velazquez, A (28, 2nd base off Stephens/Zavala).

FIELDING

E: Wong (11, throw).
Outfield assists: Refsnyder (Flete at 3rd base).
DP: 2 (Snyder, B-Wong-Lowe, N; Wong-Lowe, N).

BATTING

2B: Flete (2, Weber); Zavala (13, Weber); Alvarez (26, Poche).
HR: Cordell (3, 3rd inning off Weber, 0 on, 1 out).
TB: Alvarez 3; Zavala 2; Castillo; Tilson; Cordell 5; Jimenez; Flete 3.
RBI: Flete (2); Cordell (20); Castillo (2).
Runners left in scoring position, 2 out: Flete; Leonard; Jimenez 2.
GIDP: Jimenez; Zavala.
Team RISP: 1-for-11.
Team LOB: 8.

FIELDING

E: Leonard (9, fielding).
PB: Zavala (4).
DP: (Flete-Alvarez-Skole).

Durham	IP	H	R	ER	BB	SO	HR	ERA	Charlotte	IP	H	R	ER	BB	SO	HR	ERA
Weber (W, 9-6)	6.2	6	2	2	1	4	1	2.73	Stephens (L, 3-7)	4.2	6	6	6	3	4	3	4.90
Milner	0.1	0	0	0	0	1	0	3.13	Fulmer, C	2.1	3	2	2	0	2	1	5.48
Poche	1.1	4	2	1	0	3	0	1.13	Infante	1.0	1	1	1	0	2	0	4.50
Gibaut	0.2	0	0	0	0	1	0	2.17	Frare	0.0	0	0	0	0	0	0	1.32
Totals	9.0	10	4	3	1	9	1	3.49	Totals	9.0	10	9	9	4	10	4	4.18

Frare pitched to 1 batter in the 9th.

Game Scores: Weber 58; Stephens 18.

WP: Fulmer, C 2; Brennan.

Balk: Fulmer, C.

HBP: Refsnyder (by Stephens); Meadows (by Frare); Tilson (by Weber); Skole (by Weber); Cordell (by Gibaut).

Pitches-strikes: Weber 92-64; Milner 6-3; Poche 32-23; Gibaut 19-10; Stephens 90-54; Fulmer, C 39-27; Infante 14-10; Frare 4-1; Brennan 21-12.

Groundouts-flyouts: Weber 9-2; Milner 0-0; Poche 1-0; Gibaut 1-0; Stephens 4-4; Fulmer, C 2-1; Infante 1-0; Frare 0-0; Brennan 0-0.

Batters faced: Weber 26; Milner 1; Poche 9; Gibaut 3; Stephens 24; Fulmer, C 10; Infante 4; Frare 1; Brennan 4.

Inherited runners-scored: Milner 1-0; Gibaut 1-0; Fulmer, C 1-0; Brennan 1-0.

Ejections: Charlotte Knights pitcher Caleb Frare ejected by HP umpire Dan Merzel (9th); Charlotte Knights Manager Mark Grudzielanek ejected by HP umpire Dan Merzel (9th)

Umpires: HP: Dan Merzel. 1B: Brian Peterson. 3B: Erich Bacchus.

Weather: 89 degrees, partly cloudy.

Wind: 3 mph, Varies.

First pitch: 7:04 PM.

T: 3:08.

Att: 10,539.

8/30/2018

Two Column Box Score

Venue: BB&T Ballpark.
August 29, 2018

Compiled by MLB Advanced Media

Copyright 2018 by Major League Baseball Advanced Media.

Charlotte Knights

Individual Statistics As of: 08/30/2018 03:56 AM EDT

W-L Record: 61-73

Choose a highlighted category to sort. NOTE: Rate stats do not use qualifiers.

GI ---GAMES BY POSITION---

BATTERS		AVG	G	AB	R	H	2B	3B	HR	RBI	TB	BB	IBB	SO	SB	CS	OBP	SLG	OPS	SF	SAC	HBP	DP	1B	2B	3B	SS	OF	C	E	
#	Alvarez, Eddy	.260	96	292	51	76	26	3	8	37	132	42	0	74	5	3	.357	.452	.809	2	6	3	6	0	64	1	29	0	0	14	
#	Austin, Brett	.258	13	31	2	8	2	0	0	2	10	7	0	12	0	0	.395	.323	.717	0	1	0	0	0	0	0	0	0	9	0	
	Castillo, Wellington	.182	9	33	2	6	1	0	0	2	7	3	0	9	0	0	.250	.212	.462	0	0	2	0	0	0	0	0	0	7	0	
	Cordell, Ryan	.239	41	163	15	39	9	2	3	20	61	11	0	43	6	2	.285	.374	.659	4	0	1	3	0	0	0	0	38	0	1	
	Elmore, Jake	.288	96	313	46	90	17	1	1	26	112	54	0	56	11	2	.397	.358	.755	3	1	5	12	0	33	21	22	13	0	6	
*	Flete, Bryant	.438	5	16	0	7	2	0	0	2	9	0	0	5	0	1	.471	.563	1.033	0	0	1	0	0	2	0	3	0	0	2	
	Garneau, Dustin	.250	43	132	18	33	9	0	7	22	63	16	0	35	0	2	.342	.477	.819	1	0	3	0	1	0	0	0	1	38	5	
#	Gillaspie, Casey	.220	71	255	20	56	18	0	3	22	83	24	1	91	0	0	.285	.325	.610	2	0	0	2	69	0	0	0	0	0	5	
	Jimenez, Eloy	.365	51	197	26	72	12	1	11	32	119	12	1	26	0	1	.406	.604	1.010	1	0	2	8	0	0	0	0	43	0	3	
	Leonard, Patrick	.240	120	416	41	100	26	2	11	45	163	41	3	141	3	2	.313	.392	.705	2	1	4	9	9	0	97	0	0	0	9	
*	Skole, Matt	.240	116	413	49	99	28	1	14	43	171	59	1	121	3	1	.338	.414	.752	3	0	4	5	58	0	18	0	0	0	1	
	Thompson, Trayce	.200	42	145	20	29	11	0	3	12	49	15	0	54	3	0	.273	.338	.611	1	0	0	2	0	0	0	0	36	0	3	
*	Tilson, Charlie	.250	63	256	25	64	11	0	0	24	75	14	0	48	9	2	.290	.293	.583	1	3	1	2	0	0	0	0	62	0	2	
	Zavala, Seby	.261	43	161	16	42	13	0	2	20	61	6	0	40	0	2	.287	.379	.665	3	0	1	6	0	0	0	0	0	32	1	
	Other	.239	444	1634	186	390	77	12	38	165	605	117	1	410	38	25	.293	.370	.663	10	11	13	33								
	Team Total	.249	134	4457	517	1111	262	22	101	474	1720	421	7	1165	78	43	.317	.386	.703	33	23	38	90								87
PITCHERS		W	L	ERA	G	GS	CG	SHO	SV	SVO	IP	H	R	ER	HR	HB	BB	IBB	SO	BK	WP	GO/AO	DP	WHIP	AVG	AB	TBF	SF	GF	HLD	
	Adams, Spencer	4	6	3.35	14	14	0	0	0	0	83.1	76	31	31	10	1	38	0	38	1	1	0.90	11	1.37	.248	306	347	1	0	0	
	Brennan, Brandon	1	1	6.75	3	0	0	0	0	0	4.0	3	3	3	0	0	3	0	7	0	1	3.00	1	1.50	.214	14	17	0	1	0	
*	Bummer, Aaron	2	3	2.73	30	0	0	0	0	1	29.2	27	11	9	0	0	11	1	29	0	3	2.63	3	1.28	.241	112	125	1	5	9	
	Danish, Tyler	2	3	3.10	32	2	0	0	0	3	69.2	62	27	24	6	1	28	0	51	1	4	1.29	7	1.29	.238	261	293	2	2	3	
	Elmore, Jake	0	0	18.00	1	0	0	0	0	0	1.0	2	2	2	1	0	2	0	0	0	0	1.00	1	4.00	.500	4	6	0	1	0	
*	Frare, Caleb	1	0	0.71	11	0	0	0	0	0	12.2	5	1	1	0	1	7	0	19	0	1	0.90	0	0.95	.119	42	51	0	2	2	
T*	Frare, Caleb	1	0	1.32	12	0	0	0	0	0	13.2	7	2	2	0	1	7	0	20	0	1	0.75	0	1.02	.149	47	56	0	3	2	
	Fulmer, Carson	5	6	5.48	24	9	0	0	0	1	65.2	69	41	40	10	1	41	0	61	1	15	0.83	6	1.68	.274	252	298	1	5	2	
*	Guerrero, Jordan	6	2	3.36	11	11	0	0	0	0	59.0	56	25	22	3	1	26	0	53	0	2	1.18	4	1.39	.243	230	258	0	0	0	
	Hamilton, Ian	1	1	1.78	21	0	0	0	9	12	25.1	18	5	5	2	1	4	0	27	0	2	1.50	3	0.87	.205	88	95	0	17	0	
	Infante, Gregory	2	4	4.50	42	0	0	0	8	12	48.0	47	26	24	10	1	9	1	49	0	3	1.02	3	1.17	.257	183	195	1	28	3	
	Pinto, Ricardo	2	2	5.84	26	2	0	0	0	1	49.1	62	32	32	7	3	21	0	37	0	3	1.10	8	1.68	.310	200	224	0	5	4	
	Scahill, Rob	2	4	5.77	50	0	0	0	5	7	57.2	68	40	37	4	3	24	0	67	0	7	1.71	4	1.60	.291	234	265	2	18	13	
	Stephens, Jordan	3	7	4.90	20	20	0	0	0	0	101.0	109	61	55	11	7	40	0	94	0	4	0.53	5	1.48	.273	400	450	3	0	0	
*	Turner, Colton	0	1	5.09	9	2	0	0	0	0	17.2	15	10	10	5	0	8	0	17	0	0	1.06	2	1.30	.231	65	75	2	2	1	
	Wojciechowski, Asher	0	5	7.01	6	6	0	0	0	0	34.2	40	27	27	12	3	5	0	37	0	0	0.43	2	1.30	.288	139	148	1	0	0	
T	Wojciechowski, Asher	5	9	4.53	25	18	0	0	0	0	119.1	108	63	60	26	4	37	0	126	0	2	0.50	5	1.22	.240	450	496	4	0	1	
	Other	30	28	3.90	202	68	1	0	10	16	514.2	478	258	223	31	30	202	1	521	2	50	1.38	47	1.32	.247	1934	2199	21	47	20	
	Team Total	61	73	4.18	134	134	1	9	32	53	1173.1	1137	600	545	112	53	469	3	1107	5	96	1.39	107	1.37	.255	4464	5046	35	133	57	

KEY: * - lefthanded hitter/pitcher, # - switch hitter

Copyright 2018 by Major League Baseball Advanced Media.

Birmingham Barons

Individual Statistics As of: 08/30/2018 04:08 AM EDT

W-L Record: 64-69

Choose a highlighted category to sort. NOTE: Rate stats do not use qualifiers.

		GI																				---GAMES BY POSITION---									
BATTERS		AVG	G	AB	R	H	2B	3B	HR	RBI	TB	BB	IBB	SO	SB	CS	OBP	SLG	OPS	SF	SAC	HBP	DP	1B	2B	3B	SS	OF	C	E	
*	Barnum, Keon	.203	76	261	25	53	7	1	15	42	107	10	0	92	0	0	.238	.410	.648	0	0	2	8	64	0	0	0	0	0	6	
#	Basabe, Luis Alexander	.258	57	217	38	56	8	3	6	26	88	27	0	73	8	3	.343	.406	.748	2	5	2	2	0	0	0	0	55	0	1	
	Booker, Joel	.268	61	246	40	66	10	2	2	16	86	20	0	74	11	8	.341	.350	.690	2	5	8	2	0	0	0	0	60	0	2	
	Call, Alex	.245	62	216	27	53	16	1	7	28	92	23	0	67	2	1	.329	.426	.755	2	1	5	2	0	0	0	0	58	0	2	
*	Collins, Zack	.235	118	405	57	95	22	1	15	63	164	98	1	155	5	0	.384	.405	.788	5	2	3	6	0	0	0	0	0	71	8	
*	Fisher, Jameson	.219	95	310	31	68	11	2	6	24	101	42	1	110	3	4	.321	.326	.647	3	2	6	4	0	0	0	0	76	0	9	
	Gonzalez, Alfredo	.309	29	97	9	30	6	0	2	12	42	6	0	24	2	1	.356	.433	.789	0	1	1	2	0	0	0	0	29	4	4	
	Mendick, Danny	.251	127	438	61	110	25	0	14	57	177	51	0	87	19	10	.339	.404	.743	6	2	10	6	0	0	0	126	0	16		
#	Michalczewski, Trey	.255	121	436	44	111	26	6	6	65	167	24	1	126	4	3	.301	.383	.684	12	2	10	9	0	74	41	1	0	0	11	
	Polo, Tito	.245	46	163	22	40	6	3	1	8	55	12	0	34	15	4	.313	.337	.650	0	2	4	5	0	0	0	0	45	0	2	
	Roman, Mitch	.231	22	78	10	18	2	0	0	2	20	2	0	29	3	0	.268	.256	.525	0	3	2	1	0	18	0	2	0	0	2	
	Rose, Matt	.181	110	408	41	74	16	0	16	53	138	34	0	141	0	0	.244	.338	.582	4	1	1	7	54	0	54	1	0	0	20	
#	Schroeder, Casey	.000	2	7	2	0	0	0	0	0	0	2	0	3	0	0	.222	.000	.222	0	0	0	1	0	0	0	0	0	2	1	
	Other	.256	303	1033	151	264	44	6	29	133	407	108	1	282	7	8	.332	.394	.726	12	2	17	24								
	Team Total	.241	133	4315	558	1038	199	25	119	529	1644	459	4	1297	79	42	.320	.381	.701	48	28	71	79							129	
PITCHERS		W	L	ERA	G	GS	CG	SHO	SV	SVQ	IP	H	R	ER	HR	HB	BB	IBB	SO	BK	WP	GO/AO	DP	WHIP	AVG	AB	TBF	SF	GF	HLD	
*	Banks, Tanner	4	5	2.83	9	9	0	0	0	0	54.0	53	22	17	5	3	15	0	40	0	2	0.95	8	1.26	.259	205	224	0	0	0	
	Cabrera, Mauricio	0	0	0.00	1	0	0	0	0	0	1.0	2	0	0	0	0	0	0	0	0	0	0.00	0	2.00	.500	4	4	0	0	0	
	Cease, Dylan	3	0	1.72	10	10	0	0	0	0	52.1	30	11	10	3	0	22	0	78	0	3	1.32	0	0.99	.168	179	202	1	0	0	
*	Clark, Brian	2	3	4.80	38	3	0	0	2	2	60.0	58	36	32	5	3	21	1	63	0	3	0.87	4	1.32	.254	228	257	3	11	5	
*	Clarkin, Ian	4	5	5.37	16	10	1	0	0	0	63.2	69	43	38	7	5	30	0	31	0	5	1.39	1	1.55	.280	246	283	2	4	0	
	Dunning, Dane	5	2	2.76	11	11	0	0	0	0	62.0	57	24	19	0	3	23	0	69	0	4	1.18	8	1.29	.243	235	262	0	0	0	
*	Flores, Bernardo	2	5	2.99	12	12	1	0	0	0	72.1	74	27	24	5	3	14	0	44	2	6	1.79	11	1.22	.273	271	294	2	0	0	
	Foster, Matt	0	4	4.06	23	0	0	0	1	1	31.0	32	18	14	3	0	13	0	30	0	0	0.81	1	1.45	.267	120	133	0	9	2	
	Johansen, Jake	1	4	4.40	29	0	0	0	1	4	43.0	54	33	21	2	5	13	0	32	0	5	1.33	1	1.56	.300	180	202	3	8	4	
	Lambert, Jimmy	3	1	2.88	5	5	0	0	0	0	25.0	20	8	8	2	0	6	0	30	0	4	0.96	1	1.04	.217	92	101	3	0	0	
*	Medeiros, Kodi	0	2	4.50	6	6	0	0	0	0	32.0	28	18	16	4	3	17	0	32	0	2	1.71	4	1.41	.243	115	137	0	0	0	
T*	Medeiros, Kodi	7	7	3.46	26	21	0	0	0	1	135.1	118	63	52	13	15	62	2	139	0	8	1.36	12	1.33	.236	499	582	2	1	0	
	Paulino, Felix	0	1	3.60	1	1	0	0	0	0	5.0	6	6	2	1	1	3	0	3	0	0	0.63	0	1.80	.273	22	26	0	0	0	
	Ruiz, Jose	3	1	2.84	32	0	0	0	14	16	44.1	32	16	14	1	1	17	1	55	0	5	0.74	3	1.11	.203	158	178	0	20	0	
	Thompson, Zach	4	0	1.49	19	0	0	0	1	2	36.1	27	9	6	3	1	17	0	38	0	4	1.19	3	1.21	.203	133	151	0	5	4	
*	Tomshaw, Matt	6	7	5.27	20	20	1	0	0	0	114.1	148	74	67	8	3	17	0	96	0	4	0.78	7	1.44	.310	477	503	4	0	0	
	Other	27	29	4.21	214	46	0	0	20	26	463.2	454	248	217	33	11	204	0	471	5	46	1.06	35	1.42	.255	1781	2018	16	73	20	
	Team Total	64	69	3.92	133	133	3	10	39	51	1160.0	1144	593	505	82	42	432	2	1112	7	93	1.35	87	1.36	.257	4446	4975	34	130	35	

KEY: * - lefthanded hitter/pitcher, # - switch hitter

Winston-Salem Dash (80-53) 3, Salem Red Sox (62-70) 10
August 29, 2018

	1	2	3	4	5	6	7	8	9	R	H	E
Salem	0	3	4	0	0	0	1	0	2	10	14	0
Winston-Salem	0	2	0	0	0	0	0	0	1	3	9	3

Salem	AB	R	H	RBI	BB	SO	LOB	AVG	Winston-Salem	AB	R	H	RBI	BB	SO	LOB	AVG
Rusconi, CF	5	0	2	2	0	2	0	.226	Gonzalez, L, CF	4	0	0	0	1	1	4	.309
Tobias, DH	5	0	2	0	0	0	1	.329	Madrigal, 2B	5	0	1	0	0	0	3	.276
Chatham, SS	5	1	2	0	0	0	3	.325	Rutherford, RF	4	0	0	0	0	2	2	.289
Downs, 1B	3	3	1	1	2	1	2	.230	Robert, LF	4	0	1	0	0	1	0	.235
Osinski, 3B	5	3	3	0	0	0	0	.304	Sheets, DH-1B	3	1	0	0	1	1	2	.294
Acosta, RF	3	0	1	0	0	0	2	.253	Forbes, 3B	3	0	1	0	1	0	0	.274
1-Hill, PR-RF	1	0	1	2	0	0	0	.251	Rivera, SS	2	1	0	0	0	0	2	.281
Romanski, C	4	2	1	2	1	0	3	.241	Muno, SS-P	2	1	1	0	0	0	1	.281
Scott, Ry, LF	5	1	1	1	0	2	3	.196	Gonzalez, D, C	4	0	3	2	0	1	0	.255
Lovullo, 2B	5	0	0	0	0	0	5	.233	Remillard, 1B-SS	4	0	2	1	0	1	2	.252
Crawford, P	0	0	0	0	0	0	0	.000	Parke, P	0	0	0	0	0	0	0	.000
Smith, H, P	0	0	0	0	0	0	0	.000	Walsh, P	0	0	0	0	0	0	0	.000
Totals	41	10	14	8	3	5	19	.254	Totals	35	3	9	3	3	7	16	.273

1-Ran for Acosta in the 7th.

BATTING

2B: Rusconi 2 (5, Parke, Parke); Chatham (14, Parke); Osinski (8, Muno); Hill (19, Muno).
HR: Romanski (1, 3rd inning off Parke, 1 on, 1 out); Downs (14, 7th inning off Walsh, 0 on, 0 out).
TB: Hill 2; Scott, Ry; Rusconi 4; Chatham 3; Downs 4; Acosta; Osinski 4; Tobias 2; Romanski 4.
RBI: Scott, Ry (37); Rusconi 2 (13); Romanski 2 (6); Downs (48); Hill 2 (36).
2-out RBI: Rusconi 2.
Runners left in scoring position, 2 out: Tobias; Downs; Chatham; Lovullo 2.
GDP: Acosta.
Team RISP: 6-for-17.
Team LOB: 8.

FIELDING

DP: (Lovullo-Chatham-Downs).

Salem	IP	H	R	ER	BB	SO	HR	ERA	Winston-Salem	IP	H	R	ER	BB	SO	HR	ERA
Crawford (W, 2-3)	7.0	4	2	2	3	6	0	4.67	Parke (L, 5-4)	6.0	11	7	4	1	2	1	4.16
Smith, H	2.0	5	1	1	0	1	0	5.69	Walsh	2.0	1	1	1	1	2	1	3.70
Totals	9.0	9	3	3	3	7	0	4.36	Totals	9.0	14	10	7	3	5	2	3.69

Game Scores: Crawford 68; Parke 27.

HBP: Acosta (by Walsh).

Pitches-strikes: Crawford 79-53; Smith, H 51-30; Parke 99-65; Walsh 31-16; Muno 30-14.

Groundouts-flyouts: Crawford 11-2; Smith, H 3-1; Parke 8-5; Walsh 4-0; Muno 0-0.

Batters faced: Crawford 27; Smith, H 11; Parke 30; Walsh 9; Muno 6.

Umpires: HP: Ben Phillips. 1B: Reed Basner.

Weather: 90 degrees, partly cloudy.

Wind: 2 mph, Calm.

First pitch: 6:59 PM.

T: 2:47.

Att: 5,211.

Venue: BB&T Ballpark.

August 29, 2018

Compiled by MLB Advanced Media

Copyright 2018 by Major League Baseball Advanced Media.

Winston-Salem Dash Individual Statistics As of: 08/30/2018 12:11 AM EDT

W-L Record: 80-53

Choose a highlighted category to sort. NOTE: Rate stats do not use qualifiers.

BATTERS	GI																				---GAMES BY POSITION---									
	AVG	G	AB	R	H	2B	3B	HR	RBI	TB	BB	IBB	SO	SB	CS	OBP	SLG	OPS	SF	SAC	HBP	DP	1B	2B	3B	SS	OF	C	E	
Adolfo, Micker	.282	79	291	48	82	18	1	11	50	135	34	0	92	2	1	.369	.464	.833	3	0	8	3	0	0	0	0	11	0	0	
* Brown, Nolan	.167	13	36	2	6	1	1	0	4	9	3	0	12	0	0	.250	.250	.500	0	0	1	0	0	0	0	0	0	0	0	
Duarte, Mikey	.111	6	9	1	1	0	0	0	0	1	1	0	2	1	1	.200	.111	.311	0	1	0	0	5	0	1	0	0	0	0	
Forbes, JT'Quan	.274	114	412	57	113	20	6	5	49	160	21	0	72	4	8	.314	.388	.703	2	2	4	16	1	27	71	8	0	0	21	
Gonzalez, Daniel	.255	21	51	9	13	0	0	1	5	16	5	1	14	1	0	.333	.314	.647	0	1	1	2	1	0	0	0	3	18	2	
* Gonzalez, Luis	.309	57	233	42	72	22	2	6	43	116	24	0	41	3	5	.370	.498	.868	6	0	2	1	0	0	0	0	52	0	2	
Madrigal, Nick	.276	21	76	10	21	2	0	0	8	23	5	0	4	4	3	.341	.303	.644	1	0	3	2	0	20	0	0	0	0	1	
Mercedes, Yermín	.292	99	343	57	100	24	1	13	59	165	39	2	66	4	0	.366	.481	.847	5	0	4	6	14	0	0	0	0	75	8	
* Muno, JJ	.281	19	57	10	16	2	1	1	8	23	2	0	14	2	0	.323	.404	.726	1	0	2	0	2	1	1	1	14	0	2	
Nolan, Nate	.173	50	162	16	28	7	1	3	20	46	16	0	78	0	0	.251	.284	.535	0	0	1	2	0	0	0	0	0	50	4	
Remillard, Zach	.252	105	361	58	91	15	3	11	49	145	29	0	99	8	6	.319	.402	.721	1	1	7	6	18	10	44	2	32	0	13	
Rivera, Laz	.281	56	210	36	59	15	2	6	33	96	4	0	42	9	6	.314	.457	.771	2	6	7	2	0	1	0	51	0	0	11	
Robert, Luis	.235	27	102	16	24	4	1	0	11	30	7	0	33	5	1	.304	.294	.598	2	1	4	1	0	0	0	0	27	0	3	
* Rutherford, Blake	.289	111	432	63	125	25	9	6	73	186	32	1	87	14	8	.340	.431	.771	3	0	3	12	0	0	0	0	99	0	5	
* Sheets, Gavin	.294	114	419	55	123	27	2	5	57	169	49	0	76	1	0	.368	.403	.771	5	0	3	6	104	0	0	0	0	0	4	
Yrizarri, Yeyson	.247	101	372	44	92	21	2	6	46	135	18	0	75	16	7	.296	.363	.659	3	2	9	8	0	0	19	64	17	0	18	
Other	.279	257	891	157	249	51	11	22	120	388	125	1	228	40	29	.371	.435	.806	11	8	11	10								
Team Total	.273	133	4457	681	1215	254	43	96	635	1843	414	5	1035	114	75	.341	.414	.754	45	22	70	77							121	

PITCHERS	W	L	ERA	G	GS	CG	SHO	SV	SVO	IP	H	R	ER	HR	HB	BB	IBB	SO	BK	WP	GO/AO	DP	WHIP	AVG	AB	TBF	SF	GF	HLD
	Battenfield, Blake	5	2	4.22	9	9	0	0	0	0	53.1	50	29	25	10	0	13	0	46	0	4	0.79	3	1.18	.248	202	218	2	0
Dopico, Danny	1	4	3.23	29	4	0	0	5	6	53.0	43	24	19	2	2	25	1	69	0	10	0.65	5	1.28	.221	195	225	2	11	6
Gonzalez, Daniel	1	0	9.00	1	0	0	0	0	0	1.0	3	2	1	0	0	0	0	1	0	0	0.00	0	3.00	.600	5	5	0	1	0
Hansen, Alec	0	0	4.50	4	4	0	0	0	0	12.0	8	6	6	0	0	14	0	13	0	2	0.46	0	1.83	.205	39	54	0	0	0
Hasler, Drew	8	2	4.53	28	1	0	0	1	1	59.2	70	32	30	6	1	11	0	40	1	1	1.15	6	1.36	.295	237	251	1	2	2
Henzman, Lincoln	0	1	2.93	13	8	0	0	0	1	30.2	32	15	10	1	1	9	0	18	0	0	1.57	3	1.34	.267	120	132	2	1	1
Hickman, Blake	2	3	7.03	31	7	0	0	0	0	65.1	76	54	51	11	1	49	0	52	0	5	0.97	6	1.91	.293	259	316	6	9	4
Johnson, Tyler	4	0	1.55	19	0	0	0	5	6	29.0	19	7	5	1	0	5	1	42	0	0	1.00	1	0.83	.183	104	112	0	17	0
* Kubat, Kyle	6	3	3.32	31	8	1	0	1	1	86.2	88	35	32	2	2	12	1	72	0	3	1.30	9	1.15	.269	327	349	3	6	4
Martinez, Luis	8	7	4.70	25	22	0	0	0	0	130.1	135	76	68	9	8	55	0	108	1	14	0.66	12	1.46	.267	506	576	6	0	1
Morrison, Mike	5	3	3.24	38	0	0	0	5	5	58.1	39	25	21	5	3	30	3	55	0	5	0.64	4	1.18	.190	205	242	1	23	5
Muno, JJ	0	0	13.50	2	0	0	0	0	0	2.0	3	5	3	0	1	2	0	1	0	0	0.50	0	2.50	.333	9	13	1	2	0
* Parke, John	5	4	4.16	12	12	0	0	0	0	71.1	82	36	33	5	6	24	0	48	0	1	0.93	8	1.49	.295	278	314	5	0	0
Peralta, Yelmison	0	0	6.00	6	0	0	0	1	1	9.0	7	6	6	2	0	6	0	12	0	0	0.56	0	1.44	.219	32	39	1	4	0
* Schryver, Hunter	0	2	0.00	8	0	0	0	2	2	13.0	7	3	0	0	1	3	0	18	0	0	0.83	0	0.77	.156	45	51	1	4	3
Walsh, Connor	1	1	3.70	17	0	0	0	2	2	24.1	20	11	10	1	5	19	0	36	0	11	1.79	0	1.60	.220	91	119	2	6	1
Watts, Devan	0	2	3.31	12	0	0	0	1	1	16.1	17	7	6	2	1	4	0	12	0	1	0.50	3	1.29	.279	61	67	1	6	1
Other	34	19	3.03	127	58	1	0	10	14	442.0	386	189	149	28	17	127	3	432	3	30	1.12	34	1.16	.235	1643	1815	10	39	8
Team Total	80	53	3.69	133	133	2	10	33	40	1157.1	1085	562	475	85	49	408	9	1075	5	87	1.17	94	1.29	.249	4358	4898	44	131	36

KEY: * - lefthanded hitter/pitcher, # - switch hitter

**Asheville Tourists (61-71) 6, Kannapolis Intimidators (71-61) 3
August 29, 2018**

	1	2	3	4	5	6	7	8	9	R	H	E
Asheville	0	2	2	0	1	0	0	1	0	6	9	2
Kannapolis	0	2	1	0	0	0	0	0	0	3	9	2

Asheville	AB	R	H	RBI	BB	SO	LOB	AVG	Kannapolis	AB	R	H	RBI	BB	SO	LOB	AVG
Hearn, CF	5	0	1	0	0	0	1	.283	Frost, CF	5	0	1	0	0	2	4	.241
Vilade, SS	4	1	1	0	1	0	1	.277	Curbelo, SS	5	0	0	0	0	2	2	.237
Bouchard, 1B	5	1	1	2	0	1	3	.264	Dedelow, RF	5	1	1	1	0	1	1	.250
Golden, DH	5	2	3	1	0	2	2	.285	Blackman, 3B	5	1	1	1	0	1	1	.244
Czinege, 3B	3	1	2	1	1	0	0	.329	Hickman, 1B	5	1	2	0	0	0	2	.217
McLaughlin, 2B	1	1	0	0	2	1	1	.261	Dawkins, LF	3	0	0	0	1	1	2	.288
Marcelino, R, RF	4	0	0	0	0	1	4	.223	Yurchak, DH	3	0	3	0	1	0	0	.256
Bernard, C	3	0	1	1	0	0	1	.189	Beltre, R, 2B	3	0	0	1	0	1	5	.211
Bugner, LF	4	0	0	0	0	0	4	.216	Skoug, C	3	0	1	0	1	1	1	.191
Schilling, P	0	0	0	0	0	0	0	.000	Rigler, P	0	0	0	0	0	0	0	.000
Harris, P	0	0	0	0	0	0	0	.000	Elliott, P	0	0	0	0	0	0	0	.000
Doyle, P	0	0	0	0	0	0	0	.000	McRee, P	0	0	0	0	0	0	0	.000
Totals	34	6	9	5	4	5	17	.263	Totals	37	3	9	3	3	9	18	.252

BATTING

2B: Czinege (13, Rigler); Vilade (19, Rigler).
HR: Bouchard (14, 3rd inning off Rigler, 1 on, 1 out); Golden (33, 5th inning off Rigler, 0 on, 2 out).
TB: Bouchard 4; Golden 6; Czinege 3; Vilade 2; Bernard; Hearn.
RBI: Czinege (34); Bouchard 2 (74); Golden (92); Bernard (13).
2-out RBI: Golden.
Runners left in scoring position, 2 out: McLaughlin; Bugner 2; Golden 2.
SAC: McLaughlin; Bernard.
Team RISP: 1-for-11.
Team LOB: 7.

BASERUNNING

SB: Vilade (17, 2nd base off Elliott/Skoug); Czinege (4, 2nd base off Elliott/Skoug).
CS: Golden (8, 3rd base by Rigler/Skoug).
PO: Hearn (2nd base by Elliott).

FIELDING

E: Czinege 2 (9, throw, throw).

Asheville	IP	H	R	ER	BB	SO	HR	ERA	Kannapolis	IP	H	R	ER	BB	SO	HR	ERA
Schilling (W, 8-5)	5.2	6	3	3	3	5	2	3.75	Rigler (L, 6-9)	6.0	7	5	4	2	2	2	4.39
Harris (H, 3)	2.1	3	0	0	0	4	0	3.67	Elliott	2.0	2	1	1	1	2	0	3.07
Doyle (S, 16)	1.0	0	0	0	0	0	0	2.28	McRee	1.0	0	0	0	1	1	0	3.09
Totals	9.0	9	3	3	3	9	2	4.63	Totals	9.0	9	6	5	4	5	2	3.40

Game Scores: Schilling 40; Rigler 33.

WP: Elliott; McRee 2.

Pitches-strikes: Schilling 94-59; Harris 29-23; Doyle 15-11; Rigler 78-51; Elliott 36-22; McRee 16-7.

Groundouts-flyouts: Schilling 3-5; Harris 3-0; Doyle 2-2; Rigler 6-6; Elliott 4-0; McRee 2-0.

Batters faced: Schilling 27; Harris 10; Doyle 4; Rigler 27; Elliott 9; McRee 4.

Inherited runners-scored: Harris 1-0.

Umpires: HP: Matt Baldwin. 1B: Evin Johnson.

Weather: 86 degrees, clear.

Wind: 1 mph, Varies.

First pitch: 7:02 PM.

T: 3:08.

Att: 554.

Venue: Intimidators Stadium.

August 29, 2018

Compiled by MLB Advanced Media

Copyright 2018 by Major League Baseball Advanced Media.

Kannapolis Intimidators Individual Statistics As of: 08/30/2018 03:39 AM EDT
Choose a highlighted category to sort. NOTE: Rate stats do not use qualifiers.

W-L Record: 71-61

GI ---GAMES BY POSITION---

BATTERS	AVG	G	AB	R	H	2B	3B	HR	RBI	TB	BB	IBB	SO	SB	CS	OBP	SLG	OPS	SF	SAC	HBP	DP	1B	2B	3B	SS	OF	C	E
Beltre, Ramon	.211	23	71	9	15	4	0	1	9	22	2	0	23	0	0	.227	.310	.537	2	2	0	3	0	23	0	0	0	3	
Blackman, Tate	.244	124	431	63	105	17	2	16	62	174	58	2	149	6	5	.342	.404	.746	5	1	9	6	0	85	35	0	0	17	
Cruz, Johan	.216	86	287	33	62	9	2	1	33	78	30	0	62	3	2	.291	.272	.563	4	4	2	4	0	6	51	26	1	0	22
Curbelo, Luis	.237	78	295	32	70	18	2	2	27	98	17	0	85	0	0	.285	.332	.617	1	3	3	5	0	0	20	53	0	0	22
Dawkins, Ian	.288	35	125	16	36	5	0	1	8	44	12	2	22	6	3	.350	.352	.702	0	1	0	2	0	0	0	0	30	0	1
* Dedelow, Craig	.250	125	484	58	121	31	6	12	69	200	28	3	122	2	2	.298	.413	.711	0	3	5	5	0	0	0	0	122	0	3
* Frost, Tyler	.241	119	390	57	94	19	4	17	61	172	42	0	124	7	4	.321	.441	.762	2	4	5	3	0	0	0	0	111	0	5
* Hickman, Michael	.217	75	267	26	58	16	1	3	29	85	17	0	81	0	3	.274	.318	.593	0	0	4	5	24	0	0	0	0	28	10
Perez, Carlos	.281	74	260	28	73	17	1	2	29	98	4	0	30	0	1	.291	.377	.668	3	1	1	9	0	0	0	0	0	49	5
* Skoug, Evan	.191	82	267	34	51	10	2	5	30	80	34	0	91	4	0	.283	.300	.583	4	0	2	8	0	0	0	0	0	59	1
* Walker, Steele	.204	26	93	11	19	5	0	3	15	33	5	0	22	5	1	.255	.355	.610	2	0	2	2	0	0	0	0	17	0	0
* Yurchak, Justin	.256	95	313	44	80	17	1	1	36	102	45	0	53	0	2	.348	.326	.674	3	1	1	11	80	0	1	0	0	0	11
Zangari, Corey	.000	1	1	0	0	0	0	0	0	0	0	0	0	0	0	.000	.000	.000	0	0	0	1	1	0	0	0	0	0	0
Other	.297	280	984	161	292	65	6	17	109	420	83	1	244	32	11	.365	.427	.792	12	10	30	21							
Team Total	.252	132	4268	572	1076	233	27	81	517	1606	377	8	1108	65	34	.320	.376	.696	38	30	64	85							138
PITCHERS																													
	W	L	ERA	G	GS	CG	SHO	SV	SVO	IP	H	R	ER	HR	HB	BB	IBB	SO	BK	WP	GO/AO	DP	WHIP	AVG	AB	TBF	SF	GF	HLD
Elliott, Jake	1	3	3.07	32	2	0	0	2	5	73.1	57	28	25	6	4	22	0	83	0	7	1.05	3	1.08	.216	264	297	5	7	6
* Escorcía, Kevin	4	2	2.79	25	0	0	0	0	1	42.0	36	15	13	2	2	18	0	58	0	7	1.37	0	1.29	.232	155	178	2	9	1
* Harrington, Drew	5	4	3.63	13	11	1	0	1	1	67.0	66	28	27	5	7	13	0	48	0	1	1.43	7	1.18	.264	250	275	3	1	0
T * Harrington, Drew	8	7	4.83	24	17	1	0	1	1	100.2	113	59	54	12	12	23	0	73	0	5	1.44	10	1.35	.292	387	431	4	2	0
Kincanon, Will	2	1	4.11	24	0	0	0	4	6	30.2	29	17	14	2	2	12	0	38	0	7	1.59	2	1.34	.242	120	138	3	17	4
Ledo, Luis	7	2	4.72	31	1	0	0	0	2	55.1	55	33	29	6	1	36	0	58	0	8	0.98	2	1.64	.267	206	249	2	6	3
Lewis, Zach	5	5	2.65	28	15	1	1	3	4	98.2	64	38	29	6	10	45	1	96	2	12	1.73	9	1.10	.185	346	406	2	5	0
McClure, Kade	3	1	3.02	8	8	0	0	0	0	41.2	43	18	14	2	1	14	0	42	1	2	1.42	3	1.37	.265	162	180	2	0	0
McRee, Aron	3	3	3.09	17	0	0	0	3	6	23.1	22	11	8	0	3	13	1	14	0	6	2.79	3	1.50	.259	85	105	1	12	0
* Mockbee, Joe	0	0	2.89	8	0	0	0	1	1	9.1	6	3	3	0	0	4	0	10	0	0	2.40	0	1.07	.182	33	37	0	3	3
Moran, Spencer	1	3	5.34	7	7	0	0	0	0	32.0	29	19	19	2	2	19	0	24	2	1	0.65	1	1.50	.246	118	140	1	0	0
Nin, Jose	5	4	1.61	35	0	0	0	9	10	44.2	32	13	8	2	1	13	1	36	1	0	1.59	3	1.01	.201	159	178	1	30	1
* Perez, Andrew	0	0	3.54	14	0	0	0	1	1	20.1	19	11	8	0	5	11	1	18	0	2	0.71	2	1.48	.253	75	94	2	4	1
Quijada, Jhoan	1	4	4.72	17	8	0	0	1	1	68.2	72	41	36	8	3	18	0	39	2	2	1.26	7	1.31	.270	267	290	1	5	0
* Rigler, Parker	6	9	4.39	26	26	0	0	0	0	137.1	133	75	67	12	7	53	0	116	1	4	0.76	13	1.35	.258	515	584	7	0	0
Solorzano, Yosmer	3	9	5.51	26	13	0	0	0	1	80.0	72	56	49	6	6	41	3	55	1	7	1.70	8	1.41	.247	291	344	2	2	1
* Sousa, Bennett	1	0	1.93	9	0	0	0	1	2	18.2	16	6	4	0	0	7	0	19	0	0	2.30	2	1.23	.242	66	75	1	4	1
Other	24	11	2.26	76	41	3	1	9	10	274.2	233	97	69	17	12	56	1	281	1	21	1.23	16	1.05	.224	1038	1116	3	22	1
Team Total	71	61	3.40	132	132	5	11	35	51	1117.2	984	509	422	76	66	395	8	1035	11	87	1.62	81	1.23	.237	4150	4686	38	127	22

KEY: * - lefthanded hitter/pitcher, # - switch hitter

**Helena Brewers (32-36) 6, Great Falls Voyagers (32-35) 2
August 29, 2018**

	1	2	3	4	5	6	7	8	9	R	H	E
Great Falls	0	0	1	0	0	1	0	0	0	2	7	4
Helena	1	0	4	0	0	1	0	0	x	6	12	0

Great Falls	AB	R	H	RBI	BB	SO	LOB	AVG
Gonzalez, CF	4	0	1	0	0	0	0	.259
Sosa, SS	3	1	0	0	0	0	1	.289
Bush, DH	4	0	0	0	0	1	2	.273
Nunez, A, 2B	3	1	2	1	1	0	0	.346
Destino, RF	4	0	1	0	0	1	3	.249
Fitzpatrick, 1B	4	0	2	1	0	1	2	.238
Feliz, M, 3B	4	0	1	0	0	1	1	.248
Alfaro, C	4	0	0	0	0	1	2	.239
Moniot, LF	3	0	0	0	0	1	1	.273
Pilkington, P	0	0	0	0	0	0	0	.000
Martin, P	0	0	0	0	0	0	0	.000
Perez, P	0	0	0	0	0	0	0	.000
Arobio, P	0	0	0	0	0	0	0	.000
Totals	33	2	7	2	1	6	12	.272

Helena	AB	R	H	RBI	BB	SO	LOB	AVG
Ward, LF	4	1	2	0	0	1	0	.300
Abreu, CF	4	1	2	0	0	2	2	.249
Coca, SS	4	2	2	0	0	0	2	.291
Fry, C	4	0	2	2	0	0	1	.311
Torres, 1B	3	0	1	0	1	0	3	.276
Castillo, RF	2	1	1	1	0	0	2	.277
Connell, RF	2	0	0	0	0	1	2	.219
McVey, 3B	4	0	0	0	0	1	0	.300
Lujano, DH	4	1	1	0	0	2	2	.277
Avila, 2B	4	0	1	1	0	1	0	.303
Lemons, P	0	0	0	0	0	0	0	.000
Zhao, P	0	0	0	0	0	0	0	.000
Castaneda, P	0	0	0	0	0	0	0	.000
Gillaspie, P	0	0	0	0	0	0	0	.000
Totals	35	6	12	4	1	8	14	.272

BATTING

2B: Gonzalez (13, Lemons); Feliz, M (6, Lemons); Nunez, A (20, Zhao).
TB: Fitzpatrick 2; Feliz, M 2; Gonzalez 2; Nunez, A 3; Destino.
RBI: Nunez, A (43); Fitzpatrick (10).
2-out RBI: Nunez, A.
Runners left in scoring position, 2 out: Destino; Moniot; Fitzpatrick 2.
Team RISP: 2-for-9.
Team LOB: 6.

FIELDING

E: Feliz, M (11, fielding); Alfaro (9, throw); Nunez, A (18, throw); Destino (4, fielding).
DP: 2 (Pilkington-Sosa-Fitzpatrick; Martin-Sosa-Fitzpatrick).

BATTING

2B: Lujano (9, Perez); Avila (3, Perez).
3B: Fry (2, Pilkington).
TB: Torres; Avila 2; Coca 2; Lujano 2; Abreu 2; Ward 2; Fry 4; Castillo.
RBI: Fry 2 (51); Castillo (38); Avila (7).
2-out RBI: Fry; Castillo.
Runners left in scoring position, 2 out: Castillo; Lujano; Connell; Coca 2.
GIDP: Lujano; Torres.
Team RISP: 5-for-14.
Team LOB: 6.

BASERUNNING

SB: Castillo (4, 2nd base off Martin/Alfaro); Ward (13, 2nd base off Perez/Alfaro).
CS: Abreu (1, 2nd base by Martin/Alfaro); Torres (5, 2nd base by Perez/Alfaro).

Great Falls	IP	H	R	ER	BB	SO	HR	ERA
Pilkington	2.0	2	1	1	1	2	0	6.30
Martin (L, 0-2)	3.0	6	4	3	0	3	0	4.80
Perez	2.0	4	1	1	0	2	0	5.34
Arobio	1.0	0	0	0	0	1	0	6.16
Totals	8.0	12	6	5	1	8	0	4.78

Helena	IP	H	R	ER	BB	SO	HR	ERA
Lemons (W, 1-2)	5.0	5	1	1	1	3	0	7.90
Zhao	1.0	2	1	1	0	0	0	9.00
Castaneda	2.0	0	0	0	0	2	0	4.93
Gillaspie	1.0	0	0	0	0	1	0	4.15
Totals	9.0	7	2	2	1	6	0	5.11

Game Scores: Pilkington 45; Lemons 58.

HBP: Sosa (by Lemons).

Pitches-strikes: Pilkington 34-23; Martin 55-40; Perez 25-21; Arobio 10-7; Lemons 82-51; Zhao 15-9; Castaneda 21-15; Gillaspie 10-8.

Groundouts-flyouts: Pilkington 3-1; Martin 4-1; Perez 2-0; Arobio 2-0; Lemons 7-4; Zhao 2-1; Castaneda 1-2; Gillaspie 1-0.

Batters faced: Pilkington 9; Martin 15; Perez 9; Arobio 3; Lemons 21; Zhao 5; Castaneda 6; Gillaspie 3.

Umpires: HP: Matt Herrera. 1B: Pete Talkington.

Weather: 80 degrees, clear.

Wind: 2 mph, Calm.

First pitch: 7:05 PM.

T: 2:22.

Att: 607.

Venue: Kindrick Legion Field.

August 29, 2018

Compiled by MLB Advanced Media

Copyright 2018 by Major League Baseball Advanced Media.

Great Falls Voyagers Individual Statistics As of: 08/30/2018 03:18 AM EDT

W-L Record: 32-35

Choose a highlighted category to sort. NOTE: Rate stats do not use qualifiers.

																					GI		--GAMES BY POSITION--									
	BATTERS	AVG	G	AB	R	H	2B	3B	HR	RBI	TB	BB	IBB	SO	SB	CS	OBP	SLG	OPS	SF	SAC	HBP	DP	1B	2B	3B	SS	OF	C	E		
# Alfaro, Jhoandro	.239	27	92	9	22	4	0	3	18	35	3	0	17	2	1	.290	.380	.670	1	1	4	3	0	0	0	0	0	0	27	9		
Bush, Bryce	.273	19	77	14	21	5	1	2	8	34	8	0	16	3	0	.349	.442	.790	0	1	1	1	1	0	0	14	0	0	0	5		
* Coffey, Micah	.222	21	63	11	14	4	0	1	5	21	8	0	14	0	0	.315	.333	.648	1	0	1	3	14	0	0	0	0	4	1	1		
* Destino, Alex	.249	59	237	29	59	16	5	5	34	100	12	0	51	0	1	.291	.422	.713	0	0	2	6	0	0	0	0	59	0	4			
Estes, Jay	.162	37	105	12	17	7	0	1	5	27	4	0	21	0	3	.193	.257	.450	0	1	0	0	0	0	0	0	33	0	4			
Feliz, Maiker	.248	33	113	16	28	6	0	2	14	40	12	0	28	0	0	.325	.354	.679	0	0	1	3	2	0	26	0	0	0	11			
Fitzpatrick, Ryan	.238	35	105	16	25	6	0	4	10	43	14	1	27	0	0	.394	.410	.803	0	2	13	2	35	0	0	0	0	0	2			
Gonzalez, Romy	.259	48	174	36	45	13	2	9	31	89	18	0	53	10	1	.337	.511	.848	1	0	3	2	0	0	0	0	8	0	0			
McGinnis, Adam	.253	25	87	15	22	5	0	6	15	45	6	0	28	0	0	.313	.517	.830	1	1	2	3	0	0	0	0	0	13	1			
# Moniot, Travis	.273	32	99	23	27	7	2	0	10	38	15	1	28	1	0	.379	.384	.763	0	2	2	2	0	10	4	4	15	0	8			
Nunez, Amado	.346	53	214	36	74	20	5	5	43	119	13	0	63	3	0	.384	.556	.940	1	0	1	5	8	41	0	0	0	0	18			
Sosa, Lenyn	.289	58	246	38	71	12	2	4	31	99	7	0	33	2	2	.317	.402	.719	2	1	4	8	0	3	13	42	0	0	6			
Sowers, Logan	.302	57	215	37	65	15	1	8	32	106	26	0	70	4	0	.385	.493	.878	0	0	3	5	0	0	0	0	56	0	2			
Troutwine, Gunnar	.314	31	105	15	33	6	0	1	17	42	16	0	19	0	0	.405	.400	.805	0	2	0	4	1	0	0	0	0	30	5			
Other	.280	106	403	69	113	16	4	17	61	188	21	0	86	13	5	.323	.467	.790	5	2	7	7										
Team Total	.272	67	2335	376	636	142	22	68	334	1026	183	2	554	38	13	.335	.439	.775	12	13	44	54								103		
PITCHERS																																
	W	L	ERA	G	GS	CG	SHO	SV	SVO	IP	H	R	ER	HR	HB	BB	IBB	SO	BK	WP	GO/AO	DP	WHIP	AVG	AB	TBF	SF	GF	HLD			
Arobio, Vince	2	6	6.16	23	0	0	0	0	1	30.2	32	25	21	3	1	14	0	41	0	8	3.80	2	1.50	.264	121	136	0	5	4			
Bilous, Jason	0	3	6.25	12	0	0	0	0	0	31.2	36	24	22	2	3	19	0	27	0	6	1.64	6	1.74	.300	120	143	1	0	0			
Burns, Wyatt	4	0	4.20	18	0	0	0	0	0	40.2	55	21	19	4	1	7	0	28	0	0	2.11	7	1.52	.335	164	178	5	2	2			
Comito, Chris	4	5	6.31	13	7	0	0	0	0	61.1	84	54	43	6	3	18	0	57	0	8	1.56	4	1.66	.324	259	285	2	0	0			
Conway, Austin	2	1	3.43	14	0	0	0	1	2	21.0	19	9	8	1	2	5	1	16	1	0	1.00	2	1.14	.250	76	84	0	10	2			
Heuer, Codi	0	1	5.14	13	13	0	0	0	0	35.0	48	23	20	4	1	13	0	31	0	5	1.88	1	1.74	.331	145	162	3	0	0			
Johnson, Nick	0	1	0.96	23	0	0	0	5	7	28.0	24	10	3	0	0	5	0	26	0	1	1.65	2	1.04	.226	106	116	0	18	0			
Martin, Davis	0	2	4.80	6	1	0	0	0	0	15.0	17	10	8	1	0	3	0	15	0	0	2.22	2	1.33	.279	61	64	0	0	0			
Maynard, Jack	4	1	2.65	18	0	0	0	1	3	37.1	36	12	11	2	0	11	0	40	0	2	1.56	1	1.26	.248	145	156	0	6	2			
McCormick, Michael	4	2	4.81	18	0	0	0	1	3	33.2	38	21	18	1	2	11	0	35	0	5	1.46	1	1.46	.277	137	155	2	7	1			
* Minier, Greg	1	1	8.05	8	0	0	0	0	0	19.0	26	19	17	3	0	6	0	16	0	6	0.95	2	1.68	.325	80	87	1	0	0			
Perez, Devon	2	1	5.34	13	1	0	0	1	1	30.1	41	23	18	1	0	2	0	31	0	2	1.15	1	1.42	.320	128	130	0	3	1			
* Pilkington, Konnor	0	1	6.30	5	5	0	0	0	0	10.0	12	9	7	1	0	4	0	7	0	2	1.88	1	1.60	.293	41	46	1	0	0			
* Portland, Matt	2	3	4.70	11	9	0	0	0	0	53.2	60	32	28	5	1	21	0	61	0	5	1.38	1	1.51	.278	216	238	0	0	0			
Ramsey, Lane	3	3	6.20	17	1	0	0	2	3	45.0	64	38	31	5	1	12	0	34	0	4	2.88	1	1.69	.327	196	212	3	4	0			
Stiever, Jonathan	0	1	4.50	12	12	0	0	0	0	26.0	23	13	13	3	3	8	0	39	0	1	1.77	2	1.19	.237	97	109	1	0	0			
Other	4	3	3.14	26	6	0	0	4	5	63.0	49	28	22	5	0	15	0	65	0	3	1.24	3	1.02	.212	231	250	3	12	0			
Team Total	32	35	4.78	67	67	0	3	15	25	581.1	664	371	309	47	18	174	1	569	1	58	2.07	39	1.44	.286	2323	2551	22	67	12			

KEY: * - lefthanded hitter/pitcher, # - switch hitter

Copyright 2018 by Major League Baseball Advanced Media.

AZL White Sox

Individual Statistics As of: 08/27/2018 04:45 PM EDT

W-L Record: 30-26

Choose a highlighted category to sort. NOTE: Rate stats do not use qualifiers.

	GI																										---GAMES BY POSITION---									
	BATTERS	AVG	G	AB	R	H	2B	3B	HR	RBI	TB	BB	IBB	SO	SB	CS	OBP	SLG	OPS	SF	SAC	HBP	DP	1B	2B	3B	SS	OF	C	E						
* Abbott, Sam	.139	28	72	12	10	3	0	3	9	22	18	1	33	0	0	.347	.306	.653	0	0	5	2	21	0	0	0	0	0	0	0	2					
# Colina, Jose	.169	21	59	5	10	2	0	0	8	12	8	1	15	0	0	.271	.203	.475	2	0	1	0	0	0	0	0	0	0	0	13	3					
* Comas, Anderson	.306	41	160	17	49	6	2	1	22	62	7	0	26	5	1	.339	.388	.727	2	1	2	4	0	0	0	0	0	41	0	2						
Coronado, Anthony	.145	21	62	6	9	1	1	0	4	12	6	0	23	3	0	.229	.194	.422	1	0	1	2	0	0	0	0	0	16	0	1						
Delgado, Lency	.233	38	133	20	31	4	1	1	22	40	9	1	40	4	0	.309	.301	.609	1	1	6	6	0	0	0	35	0	0	9							
Galusky, Jimmy	.388	17	49	13	19	1	1	1	4	25	7	0	9	0	2	.466	.510	.976	1	0	1	0	0	2	13	0	0	0	4							
* Greene, Ty	.313	39	128	19	40	7	0	0	11	47	17	0	14	3	3	.403	.367	.770	1	0	3	2	0	0	0	0	0	1	33	3						
Guerrero, Josue	.192	23	73	2	14	5	1	0	8	21	3	0	27	0	0	.231	.288	.518	1	0	1	1	0	0	0	0	0	19	0	1						
Maldonado, Kelvin	.150	38	120	14	18	0	1	0	4	20	4	0	31	0	2	.184	.167	.351	0	3	1	1	0	16	0	18	0	0	8							
* Mendoza, Harvin	.314	39	137	18	43	9	2	0	23	56	12	1	12	3	2	.381	.409	.789	2	0	4	3	38	0	0	0	0	0	0	0						
* Mises, Luis	.226	48	195	19	44	10	2	2	26	64	4	0	35	3	0	.236	.328	.565	4	1	0	5	0	0	0	0	0	45	0	3						
# Nova, Brayant	.203	24	74	11	15	3	2	0	8	22	6	0	28	2	1	.263	.297	.560	0	0	0	1	0	11	12	0	0	0	0	5						
* Ortiz, Gabriel	.214	17	42	4	9	1	0	0	5	10	3	0	6	0	0	.267	.238	.505	0	0	0	0	1	0	0	0	0	0	6	2						
Polo, Tito	.318	7	22	7	7	0	0	3	7	16	5	0	4	5	1	.448	.727	1.176	1	0	1	0	0	0	0	0	4	0	1							
Quinteiro, Camilo	.286	46	147	28	42	2	0	1	11	47	36	0	39	11	2	.436	.320	.756	1	2	4	2	0	33	4	6	0	0	4							
Robert, Luis	.389	5	18	5	7	2	1	0	2	11	0	0	3	3	0	.389	.611	1.000	0	0	0	0	0	0	0	0	0	2	0	1						
Sanchez, Kleyder	.094	22	53	7	5	2	0	0	6	7	5	0	8	1	0	.197	.132	.329	1	2	2	2	0	0	0	0	0	0	16	1						
Weaver, Cabera	.248	50	149	26	37	5	3	1	11	51	18	0	52	8	1	.367	.342	.710	0	3	10	0	0	0	0	0	0	45	0	1						
Other	.325	46	151	23	49	9	0	1	22	61	21	1	30	3	4	.424	.404	.828	0	1	5	4														
Team Total	.248	56	1844	256	458	72	17	14	213	606	189	5	435	54	19	.331	.329	.659	18	14	47	35								72						
PITCHERS	W	L	ERA	G	GS	CG	SHO	SV	SVO	IP	H	R	ER	HR	HB	BB	IBB	SO	BK	WP	GO/AO	DP	WHIP	AVG	AB	TBF	SF	GF	HLD							
* Acosta, Hector	0	2	12.19	6	3	0	0	0	0	10.1	15	14	14	2	1	6	0	8	0	0	0.91	1	2.03	.349	43	51	1	0	1							
Acosta, Nelson	1	2	4.76	16	0	0	0	1	1	22.2	25	12	12	5	3	13	0	19	0	4	1.29	1	1.68	.272	92	108	0	5	2							
Burdj, Zack	0	1	2.84	7	1	0	0	0	1	6.1	5	3	2	0	0	4	0	7	0	1	1.20	1	1.42	.217	23	27	0	0	4							
* Clarkin, Jan	0	0	5.19	3	2	0	0	0	0	8.2	9	5	5	1	0	3	0	9	0	1	1.00	0	1.38	.273	33	37	0	0	0							
Cooper, Jacob	0	1	5.40	6	0	0	0	0	1	6.2	4	6	4	0	2	6	0	10	0	1	4.00	0	1.50	.174	23	32	0	2	1							
* Fernandez, Rigo	2	0	1.87	15	0	0	0	8	8	33.2	21	12	7	1	3	14	0	38	0	9	1.17	2	1.04	.178	118	139	3	10	2							
Folman, Kevin	2	2	3.45	6	5	0	0	0	0	28.2	24	11	11	3	0	5	0	26	0	0	1.90	2	1.01	.216	111	116	0	0	1							
Herrera, Brayant	5	2	2.70	12	11	0	0	0	0	56.2	46	19	17	0	1	15	0	43	0	1	1.84	3	1.08	.216	213	233	0	0	0							
Kiel, Hunter	0	0	2.65	14	0	0	0	2	3	17.0	4	5	5	0	0	20	0	33	0	7	2.20	1	1.41	.077	52	73	0	5	1							
* Lara, Bryan	3	0	6.66	17	0	0	0	1	1	24.1	33	21	18	2	3	9	0	23	2	4	1.32	2	1.73	.317	104	119	2	12	0							
Love, Carter	5	1	2.96	13	2	0	0	0	0	45.2	49	24	15	3	1	5	0	59	2	3	1.17	1	1.18	.265	185	192	1	3	0							
Mercedes, Felix	1	0	3.18	11	0	0	0	0	0	11.1	10	4	4	1	2	8	0	10	1	0	0.67	0	1.59	.250	40	50	0	0	2							
Nova, Brayant	0	0	0.00	1	0	0	0	0	0	1.0	1	0	0	0	0	0	0	0	0	0	0.00	0	1.00	.333	3	3	0	1	0							
Pineda, Ramon	0	1	12.79	4	0	0	0	0	0	6.1	8	10	9	2	2	1	0	6	0	2	0.75	0	1.42	.296	27	31	1	0	1							
Rosario, Yordi	1	2	3.42	6	4	0	0	0	0	26.1	28	12	10	3	0	8	0	31	0	0	0.59	0	1.37	.267	105	113	0	0	1							
* Soto, Aaron	3	1	6.85	14	5	0	0	1	1	44.2	58	35	34	8	1	9	0	44	0	2	0.98	2	1.50	.307	189	201	2	2	1							
Thompson, Sean	0	3	3.68	13	9	0	0	0	1	36.2	42	21	15	4	1	7	0	31	0	1	1.03	3	1.34	.282	149	160	3	1	0							
* Varnell, Taylor	3	1	1.97	10	10	0	0	0	0	45.2	30	20	10	2	2	10	0	61	0	3	1.38	0	0.88	.175	171	184	0	0	0							
* Weston, Drew	1	2	3.77	9	0	0	0	0	1	14.1	18	6	6	0	1	0	0	11	0	0	0.88	1	1.26	.300	60	62	0	6	0							
Other	3	5	4.71	26	4	0	0	3	8	36.1	46	23	19	2	5	12	1	48	0	7	1.90	4	1.60	.301	153	172	0	9	2							
Team Total	30	26	4.04	56	56	0	4	16	26	483.1	476	263	217	39	28	155	1	517	5	46	1.58	24	1.31	.251	1894	2103	13	56	19							

KEY: * - lefthanded hitter/pitcher, # - switch hitter