










## Minnesota Twins Minor League Report Saturday, September 8, 2018

Team	Level	Record	Yesterday's Scores	Streak/Last 10
 Rochester Red Wings	Triple-A	**64-76; 19.0 GB 4th in International League North	Season has ended	No Playoffs
 Chattanooga Lookouts	Double-A	**29-39; 12.0 GB 5th in Southern League North	Season has ended	No Playoffs
 Fort Myers Miracle	High-A	40-29; - - -GB T-1 <sup>st</sup> in Fla. State League South	W, 3-1 vs. Daytona	FSL Championship: (1-0)
 C. Rapids Kernels	Low-A	45-25; +4.0 GB 1st in Midwest League Eastern	W, 4-0 vs. Beloit	MWL 1 <sup>st</sup> round (2-0)
 Elizabethton Twins	Rookie	**39-27; +7.0 G 1st in App. League West	W, 2-1 vs. Princeton	App Championship (2-0)
 GCL Twins	Rookie	**32-24; 1.5 GB 3rd in GCL South	Season has ended	No Playoffs
 DSL Twins	DSL	**50-22; 1.0 GB 2 <sup>nd</sup> in DSL South	Season Has ended	No Playoffs

International League North

	<b>W</b>	<b>L</b>	<b>PCT</b>	<b>GB</b>	<b>Home</b>	<b>Away</b>	<b>Div</b>	<b>Streak</b>	<b>Last10</b>
Lehigh Valley IronPigs	84	56	.600	-	43-27	41-29	57-32	W1	7-3
Scranton/Wilkes-Barre RailRiders	73	65	.529	10.0	39-29	34-36	48-41	W2	6-4
Pawtucket Red Sox	66	73	.475	17.5	34-35	32-38	40-49	L2	5-5
Rochester Red Wings	64	76	.457	20.0	29-41	35-35	44-45	L1	5-5
Syracuse Chiefs	64	76	.457	20.0	35-35	29-41	40-49	W4	7-3
Buffalo Bisons	61	77	.442	22.0	33-35	28-42	38-51	L11	0-10

International League South

	<b>W</b>	<b>L</b>	<b>PCT</b>	<b>GB</b>	<b>Home</b>	<b>Away</b>	<b>Div</b>	<b>Streak</b>	<b>Last10</b>
Durham Bulls	79	60	.568	-	40-30	39-30	39-29	W1	7-3
Gwinnett Stripers	70	69	.504	9.0	40-29	30-40	35-33	L1	6-4
Norfolk Tides	69	71	.493	10.5	36-34	33-37	31-38	L1	2-8
Charlotte Knights	64	75	.460	15.0	34-36	30-39	32-37	W1	5-5

International League West

	<b>W</b>	<b>L</b>	<b>PCT</b>	<b>GB</b>	<b>Home</b>	<b>Away</b>	<b>Div</b>	<b>Streak</b>	<b>Last10</b>
Toledo Mud Hens	73	66	.525	-	36-34	37-32	37-32	L1	7-3
Columbus Clippers	73	67	.521	0.5	40-30	33-37	35-34	W1	4-6
Indianapolis Indians	73	67	.521	0.5	40-30	33-37	36-33	W1	4-6
Louisville Bats	61	76	.445	11.0	32-38	29-38	30-39	L1	5-5

## SECOND HALF STANDINGS

### Southern League North

	<b>W</b>	<b>L</b>	<b>PCT</b>	<b>GB</b>	<b>Home</b>	<b>Away</b>	<b>Div</b>	<b>Streak</b>	<b>Last10</b>
Montgomery Biscuits	42	28	.600	-	18-17	24-11	22-18	L1	8-2
Jackson Generals	36	34	.514	6.0	19-16	17-18	25-25	L1	6-4
Birmingham Barons	34	36	.486	8.0	16-19	18-17	25-21	W2	4-6
Tennessee Smokies	31	37	.456	10.0	17-16	14-21	23-24	W1	3-7
Chattanooga Lookouts	29	39	.426	12.0	16-19	13-20	13-20	W1	5-5

### Southern League South

	<b>W</b>	<b>L</b>	<b>PCT</b>	<b>GB</b>	<b>Home</b>	<b>Away</b>	<b>Div</b>	<b>Streak</b>	<b>Last10</b>
Biloxi Shuckers	40	30	.571	-	24-11	16-19	21-19	L2	5-5
Pensacola Blue Wahoos	39	30	.565	0.5	22-13	17-17	24-20	L1	6-4
Mississippi Braves	38	30	.559	1.0	21-13	17-17	22-22	W1	6-4
Mobile BayBears	29	39	.426	10.0	13-20	16-19	21-21	W1	3-7
Jacksonville Jumbo Shrimp	27	42	.391	12.5	12-23	15-19	19-25	L1	4-6

## OVERALL STANDINGS

### Southern League North

	<b>W</b>	<b>L</b>	<b>PCT</b>	<b>GB</b>	<b>Home</b>	<b>Away</b>	<b>Div</b>	<b>Streak</b>	<b>Last10</b>
Montgomery Biscuits	79	61	.564	-	34-36	45-25	44-36	L1	8-2
Jackson Generals	75	64	.540	3.5	39-31	36-33	45-45	L1	6-4
Tennessee Smokies	67	71	.486	11.0	33-35	34-36	43-44	W1	3-7
Birmingham Barons	66	72	.478	12.0	33-36	33-36	45-45	W2	4-6
Chattanooga Lookouts	65	72	.474	12.5	36-34	29-38	35-42	W1	5-5

### Southern League South

	<b>W</b>	<b>L</b>	<b>PCT</b>	<b>GB</b>	<b>Home</b>	<b>Away</b>	<b>Div</b>	<b>Streak</b>	<b>Last10</b>
Biloxi Shuckers	81	59	.579	-	47-23	34-36	47-38	L2	5-5
Pensacola Blue Wahoos	69	68	.504	10.5	37-33	32-35	46-41	L1	6-4
Mississippi Braves	67	71	.486	13.0	36-33	31-38	40-49	W1	6-4
Mobile BayBears	66	70	.485	13.0	31-35	35-35	43-39	W1	3-7
Jacksonville Jumbo Shrimp	55	82	.401	24.5	27-41	28-41	34-43	L1	4-6

# FSL Playoffs:

## TEX Semifinals

Clearwater 7, Daytona 6 Final	(Clearwater Leads Series 1-0)
Fort Myers 3, Palm Beach 1 Final	(Fort Myers Leads Series 1-0)
Daytona 6, Clearwater 5 Final	(Series Tied 1-1)
Fort Myers 3, Palm Beach 1 Final	(Fort Myers Wins Series 2-0)
Daytona 5, Clearwater 3 Final	(Daytona Wins Series 2- 1)

<b>Fort Myers 3, Daytona 1 Final</b>	<b>(Fort Myers Leads Series 1-0)</b>
--	--

Daytona @ Fort Myers, 7:00PM	(Fort Myers Leads Series 1-0)
Fort Myers @ Daytona, 5:35PM	(Fort Myers Leads Series 1-0)
Fort Myers @ Daytona, 7:05PM	(Fort Myers Leads Series 1-0)
Fort Myers @ Daytona, 7:05PM	(Fort Myers Leads Series 1-0)

## September 4

**W - Russ, Addison (1-0, 0.00), L - Diaz, Carlos (0-1, 9.00)**

**W - Cutura, Andro (1-0, 1.29), L - Walsh, Jake (0-1, 5.40)**

## September 5

**W - Hunter, Brian (1-0, 0.00), L - Requena, Alejandro (0-1, 20.25)**

**W - Phillips, Alex (1-0, 0.00), L - Oxnevad, Ian (0-1, 3.86)**

## September 6

**W - Diaz, Carlos (1-1, 4.50), L - Bettencourt, Trevor (0-1, 23.14)**

## TEX Championship Series

### September 7

**W - Barnes, Charlie (1-0, 0.00), L - Naughton, Packy (0-1, 3.86)**

### September 8

**(-, ) vs. Jax, Griffin (0-0, --)**

### September 9

**Colina, Edwar (0-0, --) vs. (-, )**

### September 10

### September 11



# MWL Playoffs:

## September 5

Peoria 3, Quad Cities 0 (Peoria Leads Series 1-0)  
Final  
Bowling Green 4, Lansing 3 (Bowling Green Leads Series 1-0)  
Final  
Cedar Rapids @ Beloit, PPD: Rain (Series Tied -)  
(Rescheduled for: September 6)  
West Michigan 6, Great Lakes 0 (West Michigan Leads Series 1-0)  
Final

Peoria 7, Quad Cities 2 (Peoria Wins Series 2-0)  
Final  
Bowling Green 4, Lansing 3 (Bowling Green Wins Series 2-0)  
Final  
West Michigan 2, Great Lakes 1 (West Michigan Wins Series 2-0)  
Final  
Cedar Rapids 10, Beloit 1 (Cedar Rapids Leads Series 1-0)  
Final

**Cedar Rapids 4, Beloit 0** (Cedar Rapids Wins Series 2-0)  
**Final**

Bowling Green @ West Michigan, 6:00PM (Series Tied -)  
**Peoria @ Cedar Rapids, 7:35PM** (Series Tied -)

West Michigan @ Bowling Green, 7:35PM (Series Tied -)  
Cedar Rapids @ Peoria, 5:00PM (Series Tied -)

West Michigan @ Bowling Green, TBD (Series Tied -)  
Cedar Rapids @ Peoria, 7:30PM (Series Tied -)

**W - Oviedo, Johan (1-0, 0.00), L - Sandoval, Edgardo (0-1, 4.50)**

**W - Seelinger, Matt (1-0, 0.00), L - Shannon, Matt (0-1, 9.00)**

**Duran, Jhoan (0-0, --) vs. Poche', Jared (0-0, --)**

**W - Bass, Brad (1-0, 0.00), L - Carrillo, Gerardo (0-1, 6.75)**

## September 6

**W - Prendergast, Zach (1-0, 0.00), L - Castellanos, Humberto (0-1, 27.00)**

**W - Romero, Tommy (1-0, 1.29), L - Spraker, Graham (0-1, 3.86)**

**W - Lescher, Billy (1-0, 0.00), L - Nunez, Darien (0-1, 10.80)**

**W - Duran, Jhoan (1-0, 1.50), L - Poche', Jared (0-1, 15.43)**

## September 7

**W - Dobnak, Randy (1-0, 0.00), L - Andueza, Ivan (0-1, 3.86)**

## TEX Semifinals September 8

**Rondon, Angel (0-0, --) vs. Sammons, Bryan (0-0, --)**

## September 9

**Enlow, Blayne (0-0, --) vs. (-, )**

## September 10

Appalachian League East

	W	L	PCT	GB	Home	Away	Div	Streak	Last10
Princeton Rays	44	22	.667	-	27-10	17-12	28-10	W4	8-2
Bluefield Blue Jays	42	26	.618	3.0	23-11	19-15	22-16	W2	6-4
Danville Braves	33	35	.485	12.0	18-17	15-18	18-20	W1	3-7
Pulaski Yankees	32	36	.471	13.0	17-17	15-19	17-19	W1	3-7
Burlington Royals	25	43	.368	20.0	12-21	13-22	9-29	L2	7-3

Appalachian League West

	W	L	PCT	GB	Home	Away	Div	Streak	Last10
Elizabethton Twins	39	27	.591	-	19-13	20-14	25-13	L1	8-2
Kingsport Mets	33	35	.485	7.0	19-15	14-20	21-17	L2	4-6
Bristol Pirates	31	37	.456	9.0	17-16	14-21	15-21	L1	3-7
Johnson City Cardinals	31	37	.456	9.0	13-20	18-17	17-21	W2	5-5
Greeneville Reds	28	40	.412	12.0	12-21	16-19	16-22	L4	3-7

## Playoffs:

### TEX Semifinals

Game	Result	Date	Winning Pitcher	Losing Pitcher
Bluefield 12, Princeton 7 Final	(Bluefield Leads Series 1-0)	August 31	W - Medina, Nicolas (1-0, 0.00)	L - Baz, Shane (0-1, 33.75)
Elizabethton 7, Kingsport 3 Final	(Elizabethton Leads Series 1-0)	August 31	W - Winder, Josh (1-0, 1.50)	L - Taveras, Willy (0-1, 4.50)
Princeton 7, Bluefield 3 Final	(Series Tied 1-1)	September 1	W - Moore, Steffon (1-0, 4.50)	L - Galva, Claudio (0-1, 8.10)
Kingsport 7, Elizabethton 6 Final	(Series Tied 1-1)	September 1	W - Hickey, Mitch (1-0, 10.80)	L - Funderburk, Kody (0-1, 6.23)
Princeton 6, Bluefield 5 Final	(Princeton Wins Series 2-1)	September 2	W - German, Francisco (1-0, 0.00)	L - Wilson, Brad (0-1, 0.00)
Elizabethton 5, Kingsport 2 Final	(Elizabethton Wins Series 2-1)	September 2	W - Rapp, Brian (1-0, 2.45)	L - Nunez, Dedniel (0-1, 6.23)
<b>TEX Championship Series</b>				
Elizabethton 7, Princeton 4 Final	(Elizabethton Leads Series 1-0)	September 4	W - Schulfer, Austin (1-0, 5.14)	L - Sanchez, Rodolfo (0-1, 10.80)
Elizabethton 2, Princeton 1 Final	(Elizabethton Wins Series 2-0)	September 5	W - Palm, Tyler (1-0, 0.00)	L - Moore, Steffon (1-1, 4.91)

Gulf Coast League East

	<b>W</b>	<b>L</b>	<b>PCT</b>	<b>GB</b>	<b>Home</b>	<b>Away</b>	<b>Div</b>	<b>Streak</b>	<b>Last10</b>
GCL Cardinals	40	16	.714	-	18-10	22-6	40-16	W8	9-1
GCL Astros	27	28	.491	12.5	15-12	12-16	27-28	L2	3-7
GCL Marlins	25	31	.446	15.0	14-14	11-17	25-31	W1	7-3
GCL Mets	24	31	.436	15.5	12-16	12-15	24-31	W1	4-6
GCL Nationals	23	33	.411	17.0	12-16	11-17	23-33	L5	2-8

Gulf Coast League Northeast

	<b>W</b>	<b>L</b>	<b>PCT</b>	<b>GB</b>	<b>Home</b>	<b>Away</b>	<b>Div</b>	<b>Streak</b>	<b>Last10</b>
GCL Phillies East	30	24	.556	-	17-10	13-14	16-5	L2	5-5
GCL Tigers East	26	28	.481	4.0	12-15	14-13	9-11	W2	5-5
GCL Braves	22	32	.407	8.0	7-20	15-12	10-11	L2	3-7
GCL Yankees East	19	35	.352	11.0	11-16	8-19	6-14	W1	5-5

Gulf Coast League Northwest

	<b>W</b>	<b>L</b>	<b>PCT</b>	<b>GB</b>	<b>Home</b>	<b>Away</b>	<b>Div</b>	<b>Streak</b>	<b>Last10</b>
GCL Tigers West	37	16	.698	-	19-7	18-9	18-8	W4	8-2
GCL Phillies West	30	24	.556	7.5	18-9	12-15	11-15	L1	6-4
GCL Pirates	27	25	.519	9.5	14-13	13-12	13-13	L1	7-3
GCL Yankees West	25	27	.481	11.5	13-12	12-15	14-11	L1	5-5
GCL Blue Jays	24	29	.453	13.0	13-14	11-15	9-18	W1	2-8

Gulf Coast League South

	<b>W</b>	<b>L</b>	<b>PCT</b>	<b>GB</b>	<b>Home</b>	<b>Away</b>	<b>Div</b>	<b>Streak</b>	<b>Last10</b>
GCL Red Sox	33	22	.600	-	19-8	14-14	33-22	L2	6-4
GCL Rays	33	23	.589	0.5	17-11	16-12	33-23	W3	7-3
GCL Twins	32	24	.571	1.5	19-9	13-15	32-24	W2	6-4
GCL Orioles	13	42	.236	20.0	9-19	4-23	13-42	L10	0-10



Dominican Summer League South

	<b>W</b>	<b>L</b>	<b>PCT</b>	<b>GB</b>	<b>Home</b>	<b>Away</b>	<b>Div</b>	<b>Streak</b>	<b>Last10</b>
DSL Cardinals Blue	51	21	.708	-	27-9	24-12	51-21	L1	8-2
DSL Twins	50	22	.694	1.0	26-10	24-12	50-22	W1	7-3
DSL Mets1	47	25	.653	4.0	27-9	20-16	47-25	W2	7-3
DSL Nationals	36	36	.500	15.0	20-16	16-20	36-36	W1	5-5
DSL Phillies Red	31	40	.437	19.5	20-16	11-24	31-40	L1	5-5
DSL Yankees	29	42	.408	21.5	15-20	14-22	29-42	W3	5-5
DSL Rockies	22	50	.306	29.0	10-26	12-24	22-50	L5	2-8
DSL Angels	21	51	.292	30.0	14-22	7-29	21-51	L6	1-9

# Minor League Clips

## **MLB Pipeline's Prospect Team of the Year**

**David Dorsey | Fort Myers News Press | September 6, 2018**

A year after making their full-season debuts, Blue Jays third baseman Vladimir Guerrero Jr. and White Sox right-hander Dylan Cease dominated the Minor Leagues throughout 2018. Guerrero made a run at becoming the Minors' first .400 hitter in 29 years and Cease was unhittable for much of the season, especially down the stretch.

Guerrero was a no-brainer choice as MLB Pipeline's Hitter of the Year, and Cease was nearly as obvious a pick as our Pitcher of the Year. They also headline our annual Prospect Team of the Year, which includes eight Top 100 prospects on the 12-player first team.

To be eligible for the Prospect Team of the Year, a player must have spent at least half of the season in the Minors and ranked on MLB Pipeline's Top 30 Prospects list for his organization at some point.

OF: Alex Kirilloff

(Twins No. 2 prospect/MLB No. 30)

Low Class A/High Class A: .348/.392/.578, 512 AB, 20 HR, 101 RBI

Coming back from Tommy John surgery that cost him the entire 2017 season, Kirilloff showed he may take over as baseball's best offensive prospect once Guerrero and Jimenez graduate to the big leagues next year. He led the Minors in doubles, extra-base hits (71) and total bases (296) and placed second in hits, third in batting, sixth in slugging and seventh in RBIs.

## **Five Twins prospects whose stock rose in 2018**

**Jake Depue | ESPN 1500 | September 7, 2018**

Overall, 2018 was a strong year for Minnesota's farm system.

The Twins graduated several top 30 prospects to the majors, added a number of depth pieces at the trade deadline, and had elite performances from two recent first round picks. Now considered a top 10 system, the Twins have a solid combination of top 100 prospects, low-ceiling, high-floor future contributors, and low-minors projects.

Some players, of course, had down years, as is the case in every organization. Former first round picks Nick Gordon and Tyler Jay had poor statistical seasons. Highly-rated shortstop prospect Wander Javier missed the year due to a torn labrum. First baseman Lewin Diaz struggled at the plate in Fort Myers, before his season ended in July with a fractured right thumb.

Others, though, saw their stock rise significantly. Infielder Luis Arraez, starting pitcher Jhoan Duran, outfielders Trevor Larnach and Brent Rooker, and relievers Nick Anderson and Jake Reed were among notable performers this season.

Here are the five players whose stock rose most in 2018.

Alex Kirilloff, RF

After missing all of last season with Tommy John surgery, Kirilloff rebounded with a monster 2018. In his age-20 season, he hit a ridiculous .348/.392/.578, with 20 home runs and 71 total extra base hits. He split his time between Cedar Rapids and Fort Myers, leading the Miracle to a playoff berth on the season's final day.

Kirilloff was one of the most productive hitters in all of minor league baseball in 2018. He's shown an ability to hit for power to all fields, has a relatively low strikeout rate for a corner outfielder, and has reportedly seen his arm strength return following the surgery. In the process, Kirilloff's prospect rankings have soared. After coming into the season unranked, he's now listed as MLB Pipeline's No. 30 overall prospect, and the No. 2 prospect in the organization.

His bat has been so exceptional that starting next season at Double-A Chattanooga wouldn't be at all surprising. Once a prospect gets to that level, they're within range of a big league call-up. It's not unthinkable that if Kirilloff can master Double-A the way he has Single-A, he could be up with the Twins by the end of next season. Given where he was last year, it's been a fairly dramatic rise for the 2017 first round pick.

Royce Lewis, SS

Lewis played with his buddy Kirilloff in Cedar Rapids and Fort Myers all season, and lived up to the considerable hype associated with being drafted first overall. A late-season slump (6 for 55 over his final 13 games) brought down his overall numbers a bit, but for a 19-year old

shortstop who's already at High-A, they're still exceptional. Between Cedar Rapids and Fort Myers, Lewis hit .292/.352/.451 with 14 home runs, 46 total extra base hits, and 28 stolen bases. The power is particularly impressive, given his age and position.

As MLB Pipeline's No. 20 overall prospect coming into the season, it was going to take a phenomenal 2018 for Lewis's stock to further rise this year. The offensive numbers and positive reports on his defense at shortstop made it happen, though, and he'll enter the offseason as the No. 10 prospect in baseball and top prospect in the organization.

The guess here is Lewis starts 2019 back in Fort Myers, but should join Kirilloff in Chattanooga by mid-season. If he can stick at shortstop defensively, the bat projects as elite. He's a dynamic all-around player with good makeup and a body that hasn't yet filled out. Projections are always open to error, but he projects as a future superstar.

**Andrew Vasquez, LHP**

I'll be honest. Vasquez's rapid ascent through the system caught me completely off-guard. Vasquez was in Fort Myers a little over two months ago, and isn't ranked as a top 30 organizational prospect according to MLB Pipeline. And yet the left-handed relief pitcher finds himself in the big leagues, after putting up video game numbers at three levels of the minor leagues.

In 69.1 IP at Fort Myers, Chattanooga, and Rochester, Vasquez had a 1.30 ERA, while holding opposing hitters to a .201/.278/.260 batting line. What's most impressive, though, is the strikeout rates. In 32.2 innings with Fort Myers, he posted a solid 27.6% strikeout rate. After making the jump to Double-A (often considered the most difficult jump in the minor leagues), that rate skyrocketed to 50.9% (!) in 31 innings. Out of all batters faced with the Lookouts, Vasquez struck out more than half of them. That's unheard of and earned him a promotion to Triple-A, where the strikeout rate was again extremely high (42.9%) in four appearances. Now, somewhat amazingly, he's in the show.

Vasquez gets a ton of swing-and-miss with his breaking ball, by far his best pitch, complementing it with a fastball that sits around 90. In terms of meteoric rises, no one in the organization can compete with what Vasquez has done this year. If his stuff plays in the big leagues at anywhere near the level it did in the minors, the Twins may have found themselves a diamond in the rough.

**Brusdar Graterol, RHP**

Graterol may have been unknown to many Twins fans heading into the season, but he's changed that quickly in 2018. In 102 innings with Cedar Rapids and Fort Myers, the Venezuelan had a 2.74 ERA and mid-20s strikeout rate in his age-19 season. Graterol, who's already had Tommy John surgery, has overpowering stuff, with a fastball that sits in the upper-90s and can touch 100. He complements the fastball with a solid slider, curveball, and changeup that's still developing.

His secondary pitches and command are still works in progress, but for a 19-year-old, the numbers are impressive. It's the pure stuff, though, that leads some evaluators to believe he has ace potential once he reaches the big leagues, and he currently ranks as the No. 77 overall prospect in baseball.

Graterol's timeline is probably a bit more conservative than his Fort Myers teammates, Lewis and Kirilloff. 2020 seems like the earliest he could arrive in the big leagues, even if he takes another big leap next year. He's on a good path, though, and 2018 was a big step in the right direction.

**Akil Baddoo, CF**

A toolsy center fielder, Baddoo followed up a solid 2017 season with a strong 2018, his first full year as a professional. In 113 games for Single-A Cedar Rapids, Baddoo hit .243/.351/.419 with 11 home runs and 44 total extra base hits, while showing a good ability to draw walks for a player his age. Baddoo has an intriguing speed-power combination; he stole 24 bases in 29 attempts and has good range in center field.

Baddoo probably isn't a fast-track candidate the way Kirilloff and Lewis are. His progression is more likely to be year-to-year, which would suggest he won't surface in the big leagues for a while. The tools are there, though, and as he continues to add muscle he should eventually have a chance to be a 20+ home run hitter. Look for Baddoo to spend most of next season in High-A Fort Myers.

### **Miranda powers Miracle in Game 1**

**Andrew Battifarano | MiLB.com | September 7, 2018**

The season might be nearing its end, but Jose Miranda is playing like he wouldn't mind seeing it go on a little longer.

Two days after homering in the semifinals, the Twins' No. 29 prospect went deep again as part of a two-hit night to lead Fort Myers to a 3-1 victory over Daytona in the opener of the best-of-5 Florida State League Championship Series on Friday at CenturyLink Sports Complex.

"I feel like it was really important for us, it was a huge win," Miranda said. "It was the first one, so we had to get that one out of the way. The team played really well, we were doing the little things. I felt good hitting -- I felt pretty good and enjoyed the time."

Miranda, who was promoted to the FSL on Aug. 6, hit .216/.292/.353 in 27 games with the Miracle after batting .277 with 36 extra-base hits with Class A Cedar Rapids in the Midwest League.

However, the 20-year-old found a groove down the stretch, hitting safely in his final six games of the regular season. The hot streak continued into the semifinals, where Miranda went 3-for-8 with a homer and two RBIs in the two-game sweep of Palm Beach. He attributed his recent success to being more selective at the plate and hunting pitches he can handle.

With Friday's game scoreless heading into the sixth inning, second-ranked Twins prospect Alex Kirilloff smacked a two-out single to left to set the table for the 73rd overall pick in the 2016 Draft. Up 1-0 against starter Packy Naughton, Miranda smoked a hanging off-speed offering over the left field wall for a two-run dinger. It was his second homer in as many games and third in four contests dating to the regular season.

"I was looking for a bad pitch because they had a good sequence against me," Miranda said. "So I was kind of waiting for a bad changeup and they left it up and I had a good swing. ... [The dugout] was crazy and the team was really pumped up. And after that, everybody was rolling. Everyone was making good plays and we were doing the small things."

Twins No. 18 prospect Travis Blankenhorn added some insurance with an RBI single in the eighth.

Charlie Barnes (1-0) allowed seven hits and a walk with five strikeouts over 6 2/3 scoreless innings to earn the win. Jovani Moran gave up a run in eighth but worked out of a bases-loaded one-out jam to preserve the lead. He fanned six over 2 1/3 frames en route to the save. Getting out of that tenuous frame went a long way toward ensuring the win, Miranda said.

"That was the best inning of the game," Miranda said of the eighth. "They loaded the bases and ended up only getting one run -- that was huge. Moran was making pitches that he wanted to. He was throwing his changeup -- his best pitch -- and he was locating it. He ended up getting the results and we ended up getting the win."

Third-ranked Reds prospect Taylor Trammell drove in the Tortugas' lone run with a single in the eighth. Naughton (0-1) was saddled with the loss after yielding three runs on nine hits and a walk with three strikeouts over seven innings.

Game 2 is Saturday in Fort Myers.

### **Randy Dobnak throws a beauty as Cedar Rapids Kernels move to MWL semifinals**

**Jeff Johnson | The Gazette | September 7, 2018**

CEDAR RAPIDS — Pitch great, get a little bit of offense, move on. That's what the Cedar Rapids Kernels did Friday night.

Randy Dobnak threw a complete-game six-hitter as Cedar Rapids beat Beloit, 4-0, at Veterans Memorial Stadium in Game 2 of the Midwest League Western Division semifinals, sweeping the best-of-3 series.

Dobnak's gem was of the seven-inning variety, as the teams would have played a doubleheader Friday had Beloit won this one. There was zero need for that.

"My last three starts have been against Beloit, and I had been throwing primarily sinkers and changeups," the right-hander said. "This time out, we had a game plan to continue with the sinkers and mix in a lot more breaking stuff. I have been working on and developing a new grip on my breaking ball, and tonight it was definitely my best pitch. We also mixed in a lot of splitters."

Signed out of independent baseball last August by the parent Minnesota Twins, Dobnak won 10 games in the regular season for the Kernels, who play Peoria in the best-of-3 Western Division finals. Game 1 is Saturday night at Veterans Memorial Stadium (6:35 first pitch), with Games 2 and 3 (if needed) Sunday and Monday at Peoria.

He walked one and struck out a career-high eight. Dobnak encountered only two jams, getting a groundout to end the first inning with two Beloit runners on in scoring position and a lineout with two on to end the game.

"All credit to my catcher Banny (David Banuelos), who called a really great game tonight, and the defense for having my back," Dobnak said.

Akil Baddoo's two-out RBI single put the Kernels on top, 1-0, in the second. Another potential run was cut down at the plate on a strong throw by Beloit right-fielder Jack Meggs.

The Kernels scored twice in the fourth, thanks to a run-scoring error and a Trevor Larnach RBI single. Ben Rodriguez doubled leading off the

fifth and eventually scored on a Michael Davis sacrifice fly for the final margin.

Cedar Rapids won Game 1 on Thursday night at Beloit, 10-1.

“Getting the chance to move on to the next series is something special,” Dobnak said. “We finished the season strong and have continued to be dominant on both sides of the game. We have a really great group of guys not only on the field but off the field as well. The team chemistry is something I believe one of the most important things a team can have and we have just that.”