










Minnesota Twins Minor League Report Wednesday, September 5, 2018

Team	Level	Record	Yesterday's Scores	Streak/Last 10
 Rochester Red Wings	Triple-A	64-76; 19.0 GB 4th in International League North	No Playoffs – Season has ended	L1, 5-5
 Chattanooga Lookouts	Double-A	29-39; 12.0 GB 5th in Southern League North	No Playoffs – Season has ended	W1, 5-5
 Fort Myers Miracle	High-A	Playoffs: 1-0 40-29; - - -GB T-1st in Fla. State League South	W, 3-1 vs. Palm Beach	W1, 6-4
 C. Rapids Kernels	Low-A	45-25; +4.0 GB 1st in Midwest League Eastern	No Game	L2, 8-2
 Elizabethton Twins	Rookie	Finals : 1-0 39-27; +7.0 G 1st in App. League West	W, 7-4 at Princeton	W1, 8-2
 GCL Twins	Rookie	32-24; 1.5 GB 3rd in GCL South	No Playoffs – Season has ended	W2, 7-3
 DSL Twins	DSL	50-22; 1.0 GB 2nd in DSL South	No Playoffs- Season Has ended	W1, 7-3

International League North

	W	L	PCT	GB	Home	Away	Div	Streak	Last10
Lehigh Valley IronPigs	84	56	.600	-	43-27	41-29	57-32	W1	7-3
Scranton/Wilkes-Barre RailRiders	73	65	.529	10.0	39-29	34-36	48-41	W2	6-4
Pawtucket Red Sox	66	73	.475	17.5	34-35	32-38	40-49	L2	5-5
Rochester Red Wings	64	76	.457	20.0	29-41	35-35	44-45	L1	5-5
Syracuse Chiefs	64	76	.457	20.0	35-35	29-41	40-49	W4	7-3
Buffalo Bisons	61	77	.442	22.0	33-35	28-42	38-51	L11	0-10

International League South

	W	L	PCT	GB	Home	Away	Div	Streak	Last10
Durham Bulls	79	60	.568	-	40-30	39-30	39-29	W1	7-3
Gwinnett Stripers	70	69	.504	9.0	40-29	30-40	35-33	L1	6-4
Norfolk Tides	69	71	.493	10.5	36-34	33-37	31-38	L1	2-8
Charlotte Knights	64	75	.460	15.0	34-36	30-39	32-37	W1	5-5

International League West

	W	L	PCT	GB	Home	Away	Div	Streak	Last10
Toledo Mud Hens	73	66	.525	-	36-34	37-32	37-32	L1	7-3
Columbus Clippers	73	67	.521	0.5	40-30	33-37	35-34	W1	4-6
Indianapolis Indians	73	67	.521	0.5	40-30	33-37	36-33	W1	4-6
Louisville Bats	61	76	.445	11.0	32-38	29-38	30-39	L1	5-5

SECOND HALF STANDINGS

Southern League North

	W	L	PCT	GB	Home	Away	Div	Streak	Last10
Montgomery Biscuits	42	28	.600	-	18-17	24-11	22-18	L1	8-2
Jackson Generals	36	34	.514	6.0	19-16	17-18	25-25	L1	6-4
Birmingham Barons	34	36	.486	8.0	16-19	18-17	25-21	W2	4-6
Tennessee Smokies	31	37	.456	10.0	17-16	14-21	23-24	W1	3-7
Chattanooga Lookouts	29	39	.426	12.0	16-19	13-20	13-20	W1	5-5

Southern League South

	W	L	PCT	GB	Home	Away	Div	Streak	Last10
Biloxi Shuckers	40	30	.571	-	24-11	16-19	21-19	L2	5-5
Pensacola Blue Wahoos	39	30	.565	0.5	22-13	17-17	24-20	L1	6-4
Mississippi Braves	38	30	.559	1.0	21-13	17-17	22-22	W1	6-4
Mobile BayBears	29	39	.426	10.0	13-20	16-19	21-21	W1	3-7
Jacksonville Jumbo Shrimp	27	42	.391	12.5	12-23	15-19	19-25	L1	4-6

OVERALL STANDINGS

Southern League North

	W	L	PCT	GB	Home	Away	Div	Streak	Last10
Montgomery Biscuits	79	61	.564	-	34-36	45-25	44-36	L1	8-2
Jackson Generals	75	64	.540	3.5	39-31	36-33	45-45	L1	6-4
Tennessee Smokies	67	71	.486	11.0	33-35	34-36	43-44	W1	3-7
Birmingham Barons	66	72	.478	12.0	33-36	33-36	45-45	W2	4-6
Chattanooga Lookouts	65	72	.474	12.5	36-34	29-38	35-42	W1	5-5

Southern League South

	W	L	PCT	GB	Home	Away	Div	Streak	Last10
Biloxi Shuckers	81	59	.579	-	47-23	34-36	47-38	L2	5-5
Pensacola Blue Wahoos	69	68	.504	10.5	37-33	32-35	46-41	L1	6-4
Mississippi Braves	67	71	.486	13.0	36-33	31-38	40-49	W1	6-4
Mobile BayBears	66	70	.485	13.0	31-35	35-35	43-39	W1	3-7
Jacksonville Jumbo Shrimp	55	82	.401	24.5	27-41	28-41	34-43	L1	4-6

Fort Myers Miracle (1-0) 3, Palm Beach Cardinals (0-1) 1
September 4, 2018

	1	2	3	4	5	6	7	8	9	R	H	E
Palm Beach	0	0	0	1	0	0	0	0	0	1	5	0
Fort Myers	1	0	2	0	0	0	0	0	x	3	6	1

Palm Beach	AB	R	H	RBI	BB	SO	LOB	AVG
Robertson, SS	4	0	0	0	0	2	0	.000
Capel, CF	4	0	0	0	0	2	0	.000
Carlson, RF	4	1	2	0	0	0	0	.500
McCarvel, DH	3	0	0	0	0	2	2	.000
a-Myers, PH-DH	1	0	0	0	0	0	0	.000
Montero, E, 3B	4	0	3	0	0	0	1	.750
Lopez, I, 2B	2	0	0	0	2	1	3	.000
Trosclair, 1B	4	0	0	1	0	2	5	.000
Godoy, C	3	0	0	0	0	0	4	.000
Billings, LF	3	0	0	0	0	1	0	.000
Walsh, P	0	0	0	0	0	0	0	.000
Thomson, P	0	0	0	0	0	0	0	.000
Roberts, P	0	0	0	0	0	0	0	.000
Totals	32	1	5	1	2	10	15	.156

Fort Myers	AB	R	H	RBI	BB	SO	LOB	AVG
Lewis, SS	4	1	1	0	0	0	0	.250
Kirilloff, RF	4	1	2	1	0	0	1	.500
Blankenhorn, 2B	4	0	0	0	0	2	2	.000
Costello, 1B	3	1	1	1	1	0	1	.333
Miranda, 3B	3	0	1	1	0	0	1	.333
Rinn, DH	3	0	0	0	0	3	1	.000
Rortvedt, C	3	0	0	0	0	2	0	.000
Whitefield, CF	3	0	1	0	0	0	0	.333
De La Trinidad, LF	3	0	0	0	0	3	1	.000
Cutura, P	0	0	0	0	0	0	0	.000
Mason, P	0	0	0	0	0	0	0	.000
Totals	30	3	6	3	1	10	7	.200

a-Reached on error for McCarvel in the 9th.

BATTING

2B: Montero, E (1, Cutura); Carlson (1, Cutura).
TB: Montero, E 4; Carlson 3.
RBI: Trosclair (1).
Runners left in scoring position, 2 out: Godoy 2; Lopez, I; Trosclair.
GIDP: Lopez, I.
Team RISP: 0-for-9.
Team LOB: 6.

BATTING

2B: Miranda (1, Walsh).
HR: Kirilloff (1, 1st inning off Walsh, 0 on, 1 out).
TB: Lewis; Whitefield; Kirilloff 5; Costello; Miranda 2.
RBI: Kirilloff (1); Costello (1); Miranda (1).
2-out RBI: Costello; Miranda.
Runners left in scoring position, 2 out: Rinn.
Team RISP: 1-for-4.
Team LOB: 4.

BASERUNNING

SB: Lewis (1, 2nd base off Walsh/Godoy).

FIELDING

E: Blankenhorn (1, throw).
DP: (Blankenhorn-Lewis-Costello).

Palm Beach	IP	H	R	ER	BB	SO	HR	ERA
Walsh (L, 0-1)	5.0	5	3	3	1	7	1	5.40
Thomson	2.0	0	0	0	0	3	0	0.00
Roberts	1.0	1	0	0	0	0	0	0.00
Totals	8.0	6	3	3	1	10	1	3.38

Fort Myers	IP	H	R	ER	BB	SO	HR	ERA
Cutura (W, 1-0)	7.0	4	1	1	2	9	0	1.29
Mason (S, 1)	2.0	1	0	0	0	1	0	0.00
Totals	9.0	5	1	1	2	10	0	1.00

Game Scores: Walsh 50; Cutura 76.

Pitches-strikes: Walsh 82-57; Thomson 21-15; Roberts 11-6; Cutura 87-64; Mason 19-15.

Groundouts-flyouts: Walsh 5-0; Thomson 0-2; Roberts 1-1; Cutura 7-3; Mason 4-1.

Batters faced: Walsh 21; Thomson 6; Roberts 4; Cutura 27; Mason 7.

Umpires: HP: Mike Carroll. 1B: Matt Carlyon. 2B: Robert Nunez. 3B: Emil Jimenez.

Weather: 88 degrees, cloudy.

Wind: 7 mph, R to L.

First pitch: 7:09 PM.

T: 2:07 (:39 delay).

Att: 802.

Venue: CenturyLink Sports Complex.

September 4, 2018

Compiled by MLB Advanced Media

Fort Myers Miracle

As of 09/04/2018 09:21 PM EDT

W-L Record: 1-0

GI ---GAMES BY POSITION---

BATTERS	AVG	G	AB	R	H	2B	3B	HR	RBI	BB	IBB	SO	SB	CS	OBP	SLG	OPS	SF	SAC	HBP	DP	1B	2B	3B	SS	OF	C	E
* Blankenhorn, Travis	.000	1	4	0	0	0	0	0	0	0	0	2	0	0	.000	.000	.000	0	0	0	0	0	1	0	0	0	0	1
* Costello, Ryan	.333	1	3	1	1	0	0	0	1	1	0	0	0	0	.500	.333	.833	0	0	0	0	1	0	0	0	0	0	0
* De La Trinidad, Ernie	.000	1	3	0	0	0	0	0	0	0	0	3	0	0	.000	.000	.000	0	0	0	0	0	0	0	0	1	0	0
* Kirilloff, Alex	.500	1	4	1	2	0	0	1	1	0	0	0	0	0	.500	1.250	1.750	0	0	0	0	0	0	0	0	1	0	0
Lewis, Royce	.250	1	4	1	1	0	0	0	0	0	0	0	1	0	.250	.250	.500	0	0	0	0	0	0	0	1	0	0	0
Miranda, Jose	.333	1	3	0	1	1	0	0	1	0	0	0	0	0	.333	.667	1.000	0	0	0	0	0	0	1	0	0	0	0
* Rinn, Robby	.000	1	3	0	0	0	0	0	0	0	0	3	0	0	.000	.000	.000	0	0	0	0	0	0	0	0	0	0	0
* Rortvedt, Ben	.000	1	3	0	0	0	0	0	0	0	0	2	0	0	.000	.000	.000	0	0	0	0	0	0	0	0	0	0	1
Whitefield, Aaron	.333	1	3	0	1	0	0	0	0	0	0	0	0	0	.333	.333	.667	0	0	0	0	0	0	0	0	1	0	0
Total-All Batters	.200	1	30	3	6	1	0	1	3	1	0	10	1	0	.226	.333	.559	0	0	0	0							1

GI

PITCHERS	W-L	ERA	G	GS	CG	SHO	SV	SVO	IP	H	R	ER	HR	HB	BB	IBB	SO	BK	WP	GO/AO	DP	WHIP	AVG	AB	TBF	SF	GF	HLD
Cutura, Andro	1-0	1.29	1	1	0	0	0	0	7.0	4	1	1	0	0	2	0	9	0	0	1.40	0	0.86	.160	25	27	0	0	0
Mason, Ryan	0-0	0.00	1	0	0	0	1	1	2.0	1	0	0	0	0	0	0	1	0	0	4.00	1	0.50	.143	7	7	0	1	0
Total-All Pitchers	1-0	1.00	1	1	0	0	1	1	9.0	5	1	1	0	0	2	0	10	0	0	1.83	1	0.78	.156	32		0	1	0

KEY: * - lefthanded hitter/pitcher, # - switch hitter

Clearwater 7, Daytona 6
Final (Clearwater Leads Series 1-0)
Fort Myers 3, Palm
Beach 1 (Fort Myers Leads Series 1-0)
Final

Clearwater @ Daytona,
7:05PM (Clearwater Leads Series 1-0)
Fort Myers @ Palm
Beach, 6:30PM (Fort Myers Leads Series 1-0)

Clearwater @ Daytona,
7:05PM (Clearwater Leads Series 1-0)
Fort Myers @ Palm
Beach, 6:30PM (Fort Myers Leads Series 1-0)

@ , TBD (Series Tied -)

@ , TBD (Series Tied -)

@ , TBD (Series Tied -)

@ , TBD (Series Tied -)

@ , TBD (Series Tied -)

**TEX Semifinals
September 4**

W - Russ, Addison (1-0, 0.00), L - Diaz, Carlos (0-1, 9.00)

W - Cutura, Andro (1-0, 1.29), L - Walsh, Jake (0-1, 5.40)

September 5

Requena, Alejandro (0-0, --) vs. (-,)

September 6

**TEX Championship
Series**

September 7

September 8

September 9

September 10

September 11

Copyright 2018 by Major League Baseball Advanced Media.

Cedar Rapids Kernels Individual Statistics As of: 09/03/2018 11:47 PM EDT

W-L Record: 77-62

Choose a highlighted category to sort. NOTE: Rate stats do not use qualifiers.

		GI ---GAMES BY POSITION---																													
BATTERS		AVG	G	AB	R	H	2B	3B	HR	RBI	TB	BB	IBB	SO	SB	CS	OBP	SLG	OPS	SF	SAC	HBP	DP	1B	2B	3B	SS	OF	C	E	
*	Baddoo, Akil	.243	113	437	83	106	22	11	11	40	183	74	1	124	24	5	.351	.419	.770	3	2	1	4	0	0	0	0	99	0	1	
	Banuelos, David	.220	73	259	28	57	14	0	2	22	77	10	0	77	1	3	.247	.297	.545	5	2	1	3	0	0	0	0	0	68	4	
	Bechtold, Andrew	.216	106	366	43	79	17	0	2	34	102	51	0	115	8	0	.314	.279	.593	1	1	2	3	2	23	79	0	0	0	9	
*	Cabbage, Trey	.244	99	340	34	83	22	4	8	45	137	28	2	119	3	0	.307	.403	.710	3	0	4	5	37	0	2	0	47	0	12	
*	Davis, Michael	.294	42	143	25	42	9	1	9	28	80	6	1	47	1	0	.327	.559	.886	0	0	1	2	0	0	0	41	0	0	10	
	Helman, Michael	.355	27	107	20	38	6	1	2	15	52	6	0	14	4	5	.398	.486	.884	2	0	3	2	0	26	0	0	0	0	2	
	Jeffers, Ryan	.288	36	139	19	40	10	0	4	17	62	14	0	30	0	0	.361	.446	.807	0	0	2	4	0	0	0	0	0	22	0	
*	Larnach, Trevor	.297	24	91	17	27	8	1	3	10	46	11	0	17	1	0	.373	.505	.878	0	0	0	1	0	0	0	0	17	0	0	
#	Maciel, Gabriel	.263	30	118	16	31	4	2	2	7	45	5	0	21	2	5	.302	.381	.683	1	0	2	0	0	0	0	0	28	0	1	
T #	Maciel, Gabriel	.280	98	397	60	111	14	2	3	23	138	35	0	71	16	10	.345	.348	.692	1	1	5	4	0	0	0	0	96	0	5	
	Montesino, Ariel	.184	31	98	12	18	5	1	1	4	28	7	0	24	3	0	.245	.286	.531	0	2	1	3	0	7	13	11	0	0	5	
*	Pearson, Jacob	.237	78	279	51	66	12	3	7	36	105	29	0	69	6	5	.312	.376	.688	1	1	2	1	0	0	0	0	65	0	0	
	Rodriguez, Ben	.258	83	279	46	72	21	1	10	44	125	33	1	96	2	2	.334	.448	.782	6	0	2	9	61	0	0	0	0	21	9	
	Other	.287	543	2031	271	583	114	21	52	307	895	153	6	399	38	16	.339	.441	.780	21	8	19	42								
	Team Total	.265	139	4688	665	1242	264	46	113	609	1937	427	11	1153	93	41	.329	.413	.742	43	16	40	79								115
PITCHERS		W	L	ERA	G	GS	CG	SHO	SV	SVO	IP	H	R	ER	HR	HB	BB	IBB	SO	BK	WP	GO/AO	DP	WHIP	AVG	AB	TBF	SF	GF	HLD	
	Acosta, Melvi	2	4	2.95	21	6	0	0	3	5	55.0	64	23	18	3	4	15	0	41	0	3	1.85	7	1.44	.298	215	238	3	9	0	
	Balazovic, Jordan	7	3	3.94	12	11	0	0	0	0	61.2	54	27	27	5	3	18	0	78	0	6	1.35	4	1.17	.233	232	254	1	0	0	
	Dobnak, Randy	10	5	3.14	24	20	1	0	0	0	129.0	138	51	45	6	4	25	0	84	0	3	1.07	10	1.26	.274	503	539	2	2	1	
	Duran, Jhoan	2	1	2.00	6	6	0	0	0	0	36.0	19	11	8	2	1	10	0	44	0	3	1.77	2	0.81	.154	123	135	1	0	0	
T	Duran, Jhoan	7	5	3.75	21	21	0	0	0	0	100.2	88	52	42	8	4	38	0	115	0	7	1.73	6	1.25	.232	380	425	2	0	0	
	Enlow, Blayne	3	5	3.26	20	17	0	0	1	1	94.0	94	40	34	4	11	35	0	71	2	7	1.13	11	1.37	.263	358	408	2	1	1	
	Faucher, Calvin	4	4	3.35	30	0	0	0	3	6	53.2	49	25	20	5	0	33	2	55	1	7	1.11	5	1.53	.247	198	236	2	15	3	
	Finkel, Jared	5	3	3.39	33	0	0	0	3	7	63.2	65	32	24	3	7	22	0	43	1	10	1.65	10	1.37	.267	243	276	3	25	1	
	Gomez, Moises	0	1	3.77	15	0	0	0	2	2	28.2	26	15	12	2	5	9	0	24	0	4	1.17	7	1.22	.271	96	116	4	12	0	
	Martinez, Jose	1	4	4.52	34	0	0	0	7	7	67.2	56	36	34	7	5	25	1	67	1	9	1.00	5	1.20	.224	250	281	1	17	2	
	Molina, Derek	3	0	2.83	16	0	0	0	2	2	35.0	25	13	11	0	0	16	0	47	0	4	0.58	3	1.17	.194	129	145	0	7	1	
*	Neff, Zach	1	0	0.00	2	0	0	0	0	0	4.2	1	0	0	0	0	0	0	4	0	0	0.67	0	0.21	.067	15	15	0	1	0	
	Ober, Bailey	7	1	3.84	14	14	0	0	0	0	75.0	71	32	32	7	0	9	0	88	0	1	0.83	4	1.07	.249	285	294	0	0	0	
	Quezada, Johan	1	1	0.93	4	0	0	0	2	2	9.2	7	3	1	0	0	2	0	10	1	0	1.57	2	0.93	.200	35	37	0	3	0	
	Ramirez, Rickey	0	3	5.75	14	0	0	0	2	5	20.1	23	13	13	1	1	9	0	18	0	2	0.81	2	1.57	.291	79	89	0	11	0	
	Suniaga, Carlos	4	4	3.50	19	2	0	0	2	4	46.1	38	22	18	5	2	16	0	40	1	2	2.17	5	1.17	.229	166	188	3	7	1	
*	Watson, Tyler	5	7	4.76	18	17	1	1	0	0	87.0	91	55	46	7	2	44	0	85	0	15	1.40	7	1.55	.275	331	383	4	0	0	
	Other	22	16	3.00	95	46	0	0	11	13	339.0	268	128	113	18	17	141	0	362	0	37	1.05	30	1.21	.216	1240	1406	4	27	1	
	Team Total	77	62	3.40	139	139	2	13	38	54	1206.1	1089	526	456	75	62	429	3	1161	7	113	1.58	114	1.26	.242	4498	5040	30	137	11	

KEY: * - lefthanded hitter/pitcher, # - switch hitter

SECOND HALF STANDINGS

Midwest
League
Eastern

Midwest
League
Western

	W	L	PCT	GB	Home	Away	Div	Streak	Last10
Bowling Green Hot Rods	43	27	.614	-	22-13	21-14	37-21	W2	7-3
Lansing Lugnuts	37	33	.529	6.0	19-16	18-17	34-24	L4	5-5
Great Lakes Loons	36	33	.522	6.5	17-17	19-16	30-27	L1	7-3
West Michigan Whitecaps	33	36	.478	9.5	16-19	17-17	29-29	W2	4-6
Fort Wayne TinCaps	32	37	.464	10.5	16-17	16-20	29-29	L2	5-5
Lake County Captains	31	38	.449	11.5	16-18	15-20	26-32	W5	6-4
South Bend Cubs	30	39	.435	12.5	13-23	17-16	25-32	W1	4-6
Dayton Dragons	27	43	.386	16.0	15-20	12-23	21-37	L2	3-7

	W	L	PCT	GB	Home	Away	Div	Streak	Last10
Cedar Rapids Kernels	45	25	.643	-	24-11	21-14	36-22	L2	8-2
Quad Cities River Bandits	41	29	.586	4.0	18-17	23-12	35-23	W5	7-3
Beloit Snappers	37	32	.536	7.5	16-18	21-14	29-28	W2	5-5
Kane County Cougars	37	32	.536	7.5	21-13	16-19	32-26	L1	4-6
Peoria Chiefs	37	32	.536	7.5	21-13	16-19	29-28	L6	3-7
Wisconsin Timber Rattlers	37	33	.529	8.0	18-16	19-17	30-28	W1	7-3
Clinton LumberKings	30	39	.435	14.5	16-20	14-19	22-35	W2	4-6
Burlington Bees	20	45	.308	22.5	13-21	7-24	16-39	L6	2-8

OVERALL STANDINGS

Midwest
League
Eastern

Midwest
League
Western

	W	L	PCT	GB	Home	Away	Div	Streak	Last10
Bowling Green Hot Rods	90	49	.647	-	47-22	43-27	74-41	W2	7-3
Lansing Lugnuts	80	60	.571	10.5	41-28	39-32	70-46	L4	5-5
West Michigan Whitecaps	69	70	.496	21.0	40-32	29-38	60-56	W2	4-6
Fort Wayne TinCaps	64	74	.464	25.5	37-31	27-43	57-59	L2	5-5
South Bend Cubs	64	74	.464	25.5	34-37	30-37	54-60	W1	4-6
Great Lakes Loons	60	77	.438	29.0	30-35	30-42	51-62	L1	7-3
Lake County Captains	60	79	.432	30.0	34-35	26-44	50-66	W5	6-4
Dayton Dragons	58	80	.420	31.5	37-34	21-46	44-70	L2	3-7

	W	L	PCT	GB	Home	Away	Div	Streak	Last10
Quad Cities River Bandits	81	59	.579	-	40-30	41-29	66-50	W5	7-3
Cedar Rapids Kernels	77	62	.554	3.5	40-32	37-30	63-52	L2	8-2
Peoria Chiefs	76	63	.547	4.5	43-27	33-36	61-54	L6	3-7
Kane County Cougars	72	66	.522	8.0	37-27	35-39	61-55	L1	4-6
Beloit Snappers	69	69	.500	11.0	32-35	37-34	57-57	W2	5-5
Clinton LumberKings	69	70	.496	11.5	37-36	32-34	56-59	W2	4-6
Wisconsin Timber Rattlers	68	71	.489	12.5	38-32	30-39	52-63	W1	7-3
Burlington Bees	50	84	.373	28.0	28-39	22-45	43-69	L6	2-8

Elizabethton Twins (1-0) 7, Princeton Rays (0-1) 4
September 4, 2018

	1	2	3	4	5	6	7	8	9	R	H	E
Elizabethton	2	0	0	2	0	1	2	0	0	7	13	0
Princeton	0	3	0	0	0	1	0	0	0	4	8	0

Elizabethton	AB	R	H	RBI	BB	SO	LOB	AVG	Princeton	AB	R	H	RBI	BB	SO	LOB	AVG
Severino, 2B	5	1	2	1	0	2	1	.400	Palomaki, 2B	3	1	1	2	1	0	1	.333
Marrero, LF	5	0	2	0	0	1	2	.400	Gregorio, 3B	3	0	0	0	1	1	0	.000
Celestino, CF	3	1	0	0	1	0	4	.000	Hollis, DH	3	1	1	0	0	2	2	.333
Williams, 1B	4	2	2	2	1	1	3	.500	Franco, SS	4	0	1	0	0	0	3	.250
Casanova, C	5	0	0	0	0	3	5	.000	Pena, T, LF	4	0	0	0	0	2	5	.000
Akins, RF	4	0	1	0	0	2	3	.250	Witherspoon, CF	4	1	2	1	0	1	0	.500
Robles, 3B	4	1	2	1	0	0	1	.500	Alvarez, R, C	4	1	1	1	0	1	0	.250
Arias, J, DH	4	1	1	2	0	2	1	.250	Vargas, 1B	4	0	1	0	0	3	1	.250
Encarnacion, SS	4	1	3	0	0	0	0	.750	Brundage, RF	3	0	1	0	0	1	1	.333
Schulfer, P	0	0	0	0	0	0	0	.000	Linares, P	0	0	0	0	0	0	0	.000
Blank, P	0	0	0	0	0	0	0	.000	Sanchez, R, P	0	0	0	0	0	0	0	.000
Totals	38	7	13	6	2	11	20	.342	Peguero, P	0	0	0	0	0	0	0	.000
									Arias, P	0	0	0	0	0	0	0	.000
									Totals	32	4	8	4	2	11	13	.250

BATTING

2B: Robles (1, Sanchez, R); Marrero (1, Peguero).
HR: Williams (1, 1st inning off Linares, 1 on, 2 out); Arias, J (1, 4th inning off Sanchez, R, 1 on, 2 out).
TB: Arias, J 4; Williams 5; Robles 3; Akins; Encarnacion 3; Severino 2; Marrero 3.
RBI: Williams 2 (2); Arias, J 2 (2); Robles (1); Severino (1).
2-out RBI: Williams 2; Arias, J 2; Robles.
Runners left in scoring position, 2 out: Williams; Arias, J; Akins 2; Marrero.
GIDP: Robles; Casanova.
Team RISP: 2-for-9.
Team LOB: 7.

BASERUNNING

SB: Encarnacion (1, 2nd base off Linares/Alvarez, R).

FIELDING

Outfield assists: Celestino (Vargas at 2nd base).
DP: (Schulfer-Williams).
Pickoffs: Schulfer (Witherspoon at 1st base).

Elizabethton	IP	H	R	ER	BB	SO	HR	ERA
Schulfer (W, 1-0)	7.0	8	4	4	0	6	1	5.14
Blank (S, 1)	2.0	0	0	0	2	5	0	0.00
Totals	9.0	8	4	4	2	11	1	4.00

BATTING

3B: Alvarez, R (1, Schulfer).
HR: Palomaki (1, 2nd inning off Schulfer, 1 on, 2 out).
TB: Alvarez, R 3; Vargas; Franco; Hollis; Brundage; Palomaki 4; Witherspoon 2.
RBI: Alvarez, R (1); Palomaki 2 (2); Witherspoon (1).
2-out RBI: Palomaki 2; Witherspoon.
Runners left in scoring position, 2 out: Pena, T 3.
Team RISP: 2-for-10.
Team LOB: 4.

BASERUNNING

PO: Witherspoon (1st base by Schulfer).

FIELDING

DP: 2 (Gregorio-Palomaki-Vargas; Franco-Palomaki-Vargas).

Princeton	IP	H	R	ER	BB	SO	HR	ERA
Linares	2.2	4	2	2	1	3	1	6.75
Sanchez, R (L, 0-1)	3.0	4	3	3	0	4	1	9.00
Peguero	0.1	3	2	2	0	0	0	54.00
Arias	3.0	2	0	0	1	4	0	0.00
Totals	9.0	13	7	7	2	11	2	7.00

Peguero pitched to 3 batters in the 7th.

Game Scores: Schulfer 54; Linares 37.

WP: Schulfer; Peguero; Arias.

IBB: Williams (by Arias).

HBP: Celestino (by Arias); Hollis (by Schulfer).

Pitches-strikes: Schulfer 42-39; Blank 24-16; Linares 24-19; Sanchez, R 22-22; Peguero 5-4; Arias 20-18.

Groundouts-flyouts: Schulfer 6-3; Blank 1-0; Linares 2-1; Sanchez, R 1-2; Peguero 0-1; Arias 3-1.

Batters faced: Schulfer 27; Blank 8; Linares 12; Sanchez, R 13; Peguero 4; Arias 12.

Inherited runners-scored: Sanchez, R 2-0; Peguero 1-0; Arias 2-1.

Umpires: HP: Adam Pierce. 1B: Colin Baron. 2B: Clay Williams. 3B: Thomas O'Neil.

Weather: 83 degrees, partly cloudy.

Wind: 4 mph, R to L.

First pitch: 7:00 PM.

T: 2:36.

Att: 618.

Venue: Hunnicutt Field.

September 4, 2018

Compiled by MLB Advanced Media

Elizabethton Twins

As of 09/04/2018 09:52 PM EDT

W-L Record: 1-0

GI ---GAMES BY POSITION---

BATTERS	AVG	G	AB	R	H	2B	3B	HR	RBI	BB	IBB	SO	SB	CS	OBP	SLG	OPS	SF	SAC	HBP	DP	1B	2B	3B	SS	OF	C	E
* Akins, Jared	.250	1	4	0	1	0	0	0	0	0	0	2	0	0	.250	.250	.500	0	0	0	0	0	0	0	0	1	0	0
* Arias, Jean Carlos	.250	1	4	1	1	0	0	1	2	0	0	2	0	0	.250	1.000	1.250	0	0	0	0	0	0	0	0	0	0	0
* Casanova, Trevor	.000	1	5	0	0	0	0	0	0	0	0	3	0	0	.000	.000	.000	0	0	0	1	0	0	0	0	0	1	0
Celestino, Gilberto	.000	1	3	1	0	0	0	0	0	1	0	0	0	0	.400	.000	.400	0	0	1	0	0	0	0	0	1	0	0
* Encarnacion, Yeltsin	.750	1	4	1	3	0	0	0	0	0	0	0	1	0	.750	.750	1.500	0	0	0	0	0	0	0	1	0	0	0
* Marrero, Lean	.400	1	5	0	2	1	0	0	0	0	0	1	0	0	.400	.600	1.000	0	0	0	0	0	0	0	0	1	0	0
Robles, Alex	.500	1	4	1	2	1	0	0	1	0	0	0	0	0	.500	.750	1.250	0	0	0	1	0	0	1	0	0	0	0
# Severino, Yunior	.400	1	5	1	2	0	0	0	1	0	0	2	0	0	.400	.400	.800	0	0	0	0	0	1	0	0	0	0	0
Williams, Chris	.500	1	4	2	2	0	0	1	2	1	1	1	0	0	.600	1.250	1.850	0	0	0	0	1	0	0	0	0	0	0
Total-All Batters	.342	1	38	7	13	2	0	2	6	2	1	11	1	0	.390	.553	.943	0	0	1	2							0

GI

PITCHERS	W-L	ERA	G	GS	CG	SHO	SV	SVO	IP	H	R	ER	HR	HB	BB	IBB	SO	BK	WP	GO/AO	DP	WHIP	AVG	AB	TBF	SF	GF	HLD
Blank, Jacob	0-0	0.00	1	0	0	0	1	1	2.0	0	0	0	0	0	2	0	5	0	0	1.00	0	1.00	.000	6	8	0	1	0
Schulfer, Austin	1-0	5.14	1	1	0	0	0	0	7.0	8	4	4	1	1	0	0	6	0	1	1.20	0	1.14	.308	26	27	0	0	0
Total-All Pitchers	1-0	4.00	1	1	0	0	1	1	9.0	8	4	4	1	1	2	0	11	0	1	1.40	0	1.11	.250	32		0	1	0

KEY: * - lefthanded hitter/pitcher, # - switch hitter

Appalachian League East

	W	L	PCT	GB	Home	Away	Div	Streak	Last10
Princeton Rays	44	22	.667	-	27-10	17-12	28-10	W4	8-2
Bluefield Blue Jays	42	26	.618	3.0	23-11	19-15	22-16	W2	6-4
Danville Braves	33	35	.485	12.0	18-17	15-18	18-20	W1	3-7
Pulaski Yankees	32	36	.471	13.0	17-17	15-19	17-19	W1	3-7
Burlington Royals	25	43	.368	20.0	12-21	13-22	9-29	L2	7-3

Appalachian League West

	W	L	PCT	GB	Home	Away	Div	Streak	Last10
Elizabethton Twins	39	27	.591	-	19-13	20-14	25-13	L1	8-2
Kingsport Mets	33	35	.485	7.0	19-15	14-20	21-17	L2	4-6
Bristol Pirates	31	37	.456	9.0	17-16	14-21	15-21	L1	3-7
Johnson City Cardinals	31	37	.456	9.0	13-20	18-17	17-21	W2	5-5
Greenville Reds	28	40	.412	12.0	12-21	16-19	16-22	L4	3-7

Playoffs:

		TEX Semifinals	
		August 31	
Bluefield 12, Princeton 7 Final	(Bluefield Leads Series 1-0)	W - Medina, Nicolas (1-0, 0.00), L - Baz, Shane (0-1, 33.75)	
Elizabethton 7, Kingsport 3 Final	(Elizabethton Leads Series 1-0)	W - Winder, Josh (1-0, 1.50), L - Taveras, Willy (0-1, 4.50)	
September 1			
Princeton 7, Bluefield 3 Final	(Series Tied 1-1)	W - Moore, Steffon (1-0, 4.50), L - Galva, Claudio (0-1, 8.10)	
Kingsport 7, Elizabethton 6 Final	(Series Tied 1-1)	W - Hickey, Mitch (1-0, 10.80), L - Funderburk, Kody (0-1, 6.23)	
September 2			
Princeton 6, Bluefield 5 Final	(Princeton Wins Series 2-1)	W - German, Francisco (1-0, 0.00), L - Wilson, Brad (0-1, 0.00)	
Elizabethton 5, Kingsport 2 Final	(Elizabethton Wins Series 2-1)	W - Rapp, Brian (1-0, 2.45), L - Nunez, Dedniel (0-1, 6.23)	
		TEX Championship Series	
		September 4	
Elizabethton 7, Princeton 4 Final	(Elizabethton Leads Series 1-0)	W - Schulfer, Austin (1-0, 5.14), L - Sanchez, Rodolfo (0-1, 10.80)	
September 5			
Princeton @ Elizabethton, 7:00PM	(Elizabethton Leads Series 1-0)		
September 6			
Princeton @ Elizabethton, 7:00PM	(Elizabethton Leads Series 1-0)		

Gulf Coast League East

	W	L	PCT	GB	Home	Away	Div	Streak	Last10
GCL Cardinals	40	16	.714	-	18-10	22-6	40-16	W8	9-1
GCL Astros	27	28	.491	12.5	15-12	12-16	27-28	L2	3-7
GCL Marlins	25	31	.446	15.0	14-14	11-17	25-31	W1	7-3
GCL Mets	24	31	.436	15.5	12-16	12-15	24-31	W1	4-6
GCL Nationals	23	33	.411	17.0	12-16	11-17	23-33	L5	2-8

Gulf Coast League Northeast

	W	L	PCT	GB	Home	Away	Div	Streak	Last10
GCL Phillies East	30	24	.556	-	17-10	13-14	16-5	L2	5-5
GCL Tigers East	26	28	.481	4.0	12-15	14-13	9-11	W2	5-5
GCL Braves	22	32	.407	8.0	7-20	15-12	10-11	L2	3-7
GCL Yankees East	19	35	.352	11.0	11-16	8-19	6-14	W1	5-5

Gulf Coast League Northwest

	W	L	PCT	GB	Home	Away	Div	Streak	Last10
GCL Tigers West	37	16	.698	-	19-7	18-9	18-8	W4	8-2
GCL Phillies West	30	24	.556	7.5	18-9	12-15	11-15	L1	6-4
GCL Pirates	27	25	.519	9.5	14-13	13-12	13-13	L1	7-3
GCL Yankees West	25	27	.481	11.5	13-12	12-15	14-11	L1	5-5
GCL Blue Jays	24	29	.453	13.0	13-14	11-15	9-18	W1	2-8

Gulf Coast League South

	W	L	PCT	GB	Home	Away	Div	Streak	Last10
GCL Red Sox	33	22	.600	-	19-8	14-14	33-22	L2	6-4
GCL Rays	33	23	.589	0.5	17-11	16-12	33-23	W3	7-3
GCL Twins	32	24	.571	1.5	19-9	13-15	32-24	W2	6-4
GCL Orioles	13	42	.236	20.0	9-19	4-23	13-42	L10	0-10

Dominican Summer League South

	W	L	PCT	GB	Home	Away	Div	Streak	Last10
DSL Cardinals Blue	51	21	.708	-	27-9	24-12	51-21	L1	8-2
DSL Twins	50	22	.694	1.0	26-10	24-12	50-22	W1	7-3
DSL Mets1	47	25	.653	4.0	27-9	20-16	47-25	W2	7-3
DSL Nationals	36	36	.500	15.0	20-16	16-20	36-36	W1	5-5
DSL Phillies Red	31	40	.437	19.5	20-16	11-24	31-40	L1	5-5
DSL Yankees	29	42	.408	21.5	15-20	14-22	29-42	W3	5-5
DSL Rockies	22	50	.306	29.0	10-26	12-24	22-50	L5	2-8
DSL Angels	21	51	.292	30.0	14-22	7-29	21-51	L6	1-9

Minor League Clips

Kirilloff flexes muscles in FSL semis

Michael Avallone | MiLB.com | September 5, 2018

Given the regular season Alex Kirilloff just finished, it seems appropriate he would take center stage in the opener of the Florida State League semifinals.

Minnesota's No. 2 prospect homered in his first postseason at-bat and finished with two hits as Class A Advanced Fort Myers defeated Palm Beach, 3-1, on Tuesday night in Game 1 of the best-of-3 semifinals at CenturyLink Sports Complex.

Gameday box score

Kirilloff's monster season began in Class A Cedar Rapids and ended with a flourish in Florida. MLB.com's No. 30 overall prospect wasted no time making his presence felt in the playoffs, depositing an 0-2 pitch from Palm Beach starter Jake Walsh over the right-field fence in the first inning. The 20-year-old reached on a fielder's choice to short in the third, grounded to short in the fifth and singled to center in the eighth.

"My first thought was, 'I hope [the umpires] ruled it a home run,'" Kirilloff said. "I kinda just kept running because the first-base umpire only motioned that it was a fair ball. Then I saw the umpire at second motion for a home run. I was just happy to help my team get out to an early lead. ... I think everyone plays with a little more heightened intensity in the playoffs. I really didn't have any nerves. The atmosphere was the same for the most part."

Ryan Costello and Minnesota's No. 29 prospect Jose Miranda increased Fort Myers' lead to 3-0 with consecutive two-out RBI hits in the third. Top Twins prospect Royce Lewis singled, stole a base and scored a run.

The Twins' first-round pick in the 2016 Draft amassed a combined slash line of .348/.392/.578 to lead the Minor Leagues with 71 extra-base hits and 44 doubles in 130 games this year despite missing all of 2017 after undergoing Tommy John surgery. He added 101 RBIs and finished second in the Minors with 178 hits, two behind Triple-A Albuquerque's Josh Fuentes.

• [Complete postseason coverage](#) »

The Pittsburgh, Pennsylvania, native wasn't necessarily surprised by his success in 2018, despite losing a year of development.

"No, not at all," Kirilloff said about his strong season. "I'm definitely happy with my overall year. I hope to improve even more next year."

Andro Cutura (1-0) allowed one run on four hits and two walks while tying his career high with nine strikeouts in seven innings. The 25-year-old wrapped up the regular season by surrendering one run over his last three starts spanning 17 frames. Ryan Mason gave up a hit and struck out one over two scoreless innings to earn the save.

St. Louis' No. 12 prospect Dylan Carlson doubled, singled and scored Palm Beach's lone run on Stefan Trosclair's groundout in the fourth.

Walsh (0-1) was charged with three runs on five hits and a walk with seven strikeouts in five innings. Colton Thomson followed with two perfect frames and 10th-ranked Cardinals prospect Griffin Roberts gave up one hit over one inning.

The Cardinals and Miracle are meeting in the semis for the second straight season. Palm Beach swept the series last year and was named co-champion with Dunedin after Hurricane Irma canceled the Championship Series. The semifinals shift to Roger Dean Chevrolet Stadium in Palm Beach for Game 2 at 6:30 p.m. ET on Wednesday.

In other FSL playoff action:
Threshers 7, Tortugas 6

Grenny Cumana, who entered Tuesday with six home runs in 428 career Minor League games, slugged a go-ahead solo shot in the eighth to give Daytona a 1-0 series lead in the other Florida State League semifinals. Phillies No. 12 prospect Daniel Brito chipped in two hits and an RBI for the Threshers. Addison Russ (1-0) pitched 1 1/3 scoreless innings out of the bullpen to pick up the win. Taylor Trammell -- Cincinnati's third-ranked prospect -- and Courtney Hawkins hit two-run homers for Daytona. Gameday box score

Tuesday's top prospect performers

Mike Rosenbaum | MLB.com | September 4, 2018

A light slate of games across the Minors on Tuesday night -- one day after all leagues save for Rookie-level Pioneer League wrapped up their regular-season schedules -- was highlighted by the start of postseason play in the Class A Advanced Florida State League, with Fort Myers and Palm Beach as well as Daytona and Clearwater squaring off in respective semifinals series.

Meanwhile, in the Rookie-level Appalachian League, Princeton and Elizabethton kicked off a best-of-three championship series.

Here's a recap of Tuesday's playoff action:

Florida State League semifinals

Fort Myers 3, Palm Beach 1: No. 30 overall prospect Alex Kirilloff (Twins' No. 2) put Fort Myers on the board with a solo shot in the first inning and was the lone Miracle player to collect multiple hits in the victory, finishing 2-for-4. The 20-year-old outfielder was among the top performers in the Minors during the regular season, hitting .348/.392/.578 with 71 extra-base hits (20 HR, 7 3B, 44 2B) and 101 RBIs in 130 games between two levels. 2017 first-overall pick Royce Lewis (Twins' No. 1, No. 10 overall) hit a single, stole second base and scored a run in the third inning en route to a 1-for-4 performance out of the leadoff spot.

Elizabethton Twins take game one of the Appalachian league championship

Kenny Hawkins | WJHL.com | September 5, 2018

Chris Williams has played exclusively at first base with Rookie-level Elizabethton, despite being drafted as a catcher in June. But one thing that didn't change from college to the professional ranks has been his ability to hit the ball out of the park.

The Twins prospect has carried a hot bat through the Appalachian League playoffs, and he busted out his best weapon in Game 1 of the best-of-3 Championship Series. Williams had a pair of hits, including his first postseason homer, and scored twice as Elizabethton topped Princeton, 7-4, on Tuesday at Hunnicutt Field.

"It all started in the last game," Williams said. "I got really comfortable in the box and I just figured out something that felt good and it carried into today in [batting practice]. I just had a calm approach at the plate, not trying to do too much."

Williams bashed an Appy League-leading 15 homers and ranked fourth with 51 RBIs while batting .252/.372/.500 in 62 regular-season games. The strong pro debut came on the heels of his junior year at Clemson, where the 21-year-old rounded out his college career with 18 long balls, 72 RBIs and a .281/.401/.562 slash line.

Although he batted .229 in August, the eighth-rounder had hits in three of nine at-bats and drew four walks in the semifinals against Kingsport and improved his postseason average to .417 on Tuesday night.

"One of the things I really want to do is just slow the game down," Williams said. "In the postseason, guys really can try and speed the game up and try and do too much, and that's something I really didn't want to do. I want to do whatever I can to try and help my team win."

Following a two-out walk to Twins No. 14 prospect Gilberto Celestino in the first inning, Williams caught a two-strike fastball from Princeton starter Wanderson Linares and lifted it deep to left-center to provide Elizabethton with a two-run cushion.

"I was just trying to put the ball in play and connected with it and it felt really good," he said.

The Garden Grove, California, native flied to center in the third and led off the sixth with a base hit to left before scoring on Alex Robles' double to right. He was intentionally walked in a two-run seventh and struck out swinging in the ninth.

"I was swinging the bat really well today, I was seeing the ball well," Williams said. "[The intentional walk] is a sign of respect, but that's baseball, you got to play the game."

Elizabethton also got a go-ahead two-run homer in the fourth from designated hitter Jean Carlos Arias. Princeton had taken a 3-2 lead in the second on a two-run homer to by Jake Palomaki and Roberto Alvarez's RBI triple.

"Today didn't feel any different from any other game," Williams said. "We were calm, but [Arias' homer] definitely sparked us moving forward."

Austin Schulfer (1-0) yielded four runs on eight hits with six strikeouts over a career-high seven innings for Elizabethton. The 19th-round pick sported a 1.58 ERA with 34 punchouts in 11 regular-season appearances, including seven starts. Jacob Blank issued two walks but recorded five of six outs via strikeouts to close out the win.

Elizabethton returns home with two chances to claim its second straight championship. Game 2 is Wednesday at 7 p.m. ET.

Cedar Rapids Kernels begin what they hope is a long Midwest League playoff journey **Jeff Johnson | The Gazette | September 5, 2018**

CEDAR RAPIDS — Let's just put it out there right away. The Midwest League playoffs are an absolute crapshoot.

You roll '7' right away in back-to-back games, and you're done. You get hot and roll a bunch of '6s' and '8s', and you raise a trophy and get a ring.

If you're not familiar with craps, '7s' are bad, while '6s' and '8s' are good.

Speaking of '6s,' this is the sixth consecutive year the Cedar Rapids Kernels are a playoff team, a club record. That would be every single year they've been affiliated with the Minnesota Twins.

"I told the guys you can play baseball for a long time, and sometimes you think these playoff spots are easy to get," said Kernels Manager Toby Gardenire. "That it's easy to do this. That's not true. I played for a long time and played a lot of seasons where it's like, crap, you're just wishing you could get back in a spot like we've got right now. It's a pretty cool deal."

The Kernels open their best-of-3 Western Division semifinal series Wednesday night at the exact place they ended their regular season: Pohlman Field in Beloit, Wis. The Beloit Snappers won two of three games over the holiday weekend to secure the final playoff spot in the division, via tiebreaker (head-to-head season record) over Kane County.

The Snappers and Kernels had to wait out a six-hour rain delay Monday/Monday night to get in their ultra-important finale, which Beloit won, 3-2, to get in. First pitch Wednesday night is 6:35, with Jhoan Duran the starting pitcher for C.R.

Beloit has not announced a starting pitcher. Game 2 swings back Thursday night to Veterans Memorial Stadium, as would a winner-take-all Game 3 on Friday night.

The Kernels led the MWL with a 45-25 second-half record, going on a very late eight-game win streak before dropping their final two in the regular season. Playing well in the second half usually gives you a leg up in the playoffs, but not always.

Ten players began the season here way back in early April and are still around. A couple (pitcher Tyler Watson and catcher-infielder Ben Rodriguez) got a taste at high-A Fort Myers before being assigned back to Cedar Rapids.

Duran (2-1, 2.00 ERA in six Kernels starts) and outfielder Gabriel Maciel are season-long Midwest Leaguers, beginning with Kane County before being involved in a trade between the Twins and Arizona Diamondbacks that moved them to the Kernels.

"I think (winning) just comes with our leadership up top with Toby and all the guys, the core of guys who have been here all year," Rodriguez said. "We've just established a way of going about our business, having a good time and winning ballgames. That says a lot. When you really want to win as a minor leaguer, that says a lot. It's fun. It's definitely a good team to be on right now."

"Yeah, credit it to a lot of the guys that have been here," agreed Gardenhire. "We've got a core of guys who have done a really good job. No matter who comes in or comes out, everyone seems comfortable when they get here. That is credit to the guys we have, like (outfielder Akil Baddoo). Some of these guys have been around a long time (here), they are good teammates, and they are good people. Guys come in, they jump right in there, and it's like you've had them all year."

Promotions moved a lot of good players out of here in the second half, but their replacements have more than capably filled in. Second baseman Michael Helman and shortstop Michael Davis have provided impact bats, as have catcher Ryan Jeffers and outfielder Trevor Larnach, Minnesota's top two 2018 draft picks.

"The players that have come in, it takes players to buy into what you want to do, and that's what they've done," Gardenhire said. "I give those guys credit, because they've bought in all year."

The winner of this series plays the winner of the Quad Cities-Peoria series in the Western Division finals, beginning Saturday. In the Eastern Division, your semifinal series pit West Michigan against Great Lakes and Bowling Green against Lansing.

'The work starts now': Inside the Twins' plan for second-round pick Ryan Jeffers

Dan Hayes | The Athletic | September 5, 2018

DAVENPORT, Iowa — The Twins suspected they might surprise draft analysts when they selected catcher Ryan Jeffers with the 59th pick in June. Baseball America had the University of North Carolina-Wilmington catcher listed as the 295th best player available in the amateur draft.

But a handful of factors led the Twins to making a pick Baseball America described as "going quite a bit off the board."

— The Twins love the bat.

— Whenever their scouts saw Jeffers, his sturdy foundation always seemed to produce a positive review along with the belief he has the ability to be a good receiver.

— The club also thinks its player development department working in concert with Jeffers' makeup and work ethic can produce a two-way major-league player.

— With no third-round pick, the Twins were afraid Jeffers might be gone by the time they were on the board again at No. 124. Even though it was considered a leap, the Twins were willing to take it.

"We kept holding him up and we were out there some, compared to the industry, on where he maybe fit on the board," said Twins amateur scouting director Sean Johnson. "We just kept getting good looks.

"He's big and physical. We thought his hands worked fine. We had some data, not a lot. But what we had showed he was doing a decent job of receiving and expanding the strike zone. It kind of matched our eye balls and what we saw. ...

"When you can get your hands on a guy that can impact both sides of the ball, we didn't want to miss out on him."

Twins minor-league catching coordinator Tanner Swanson already understands why the club is so high on Jeffers.

The pair briefly worked together in Fort Myers, Fla., after Jeffers was drafted. Following a missed connection at Rookie-ball Elizabethton (Jeffers had been promoted to Cedar Rapids the day before), they finally linked up 2 1/2 weeks ago when the Kernels were playing a series in Appleton, Wis.

Ryan Jeffers

After hitting .325/.448/.628 in three seasons at UNC-Wilmington, Ryan Jeffers went to the Twins in the second round of June's draft. (Credit: Greg Thompson/Icon Sportswire via Getty Images)

Yet in between, Swanson and Jeffers exchanged texts and videos of catchers and drills on a daily basis. What stood out to Swanson is that Jeffers always had a question for him on something new.

"You talk about a growth mindset, which is a buzz word we throw around a lot," Swanson said. "He defines that. He's really curious. He's willing to be vulnerable and try some new things. I think sometimes with highly touted early-round picks, sometimes they're a little bit guarded. They're being evaluated and under a microscope and maybe a little bit resistant to try some different things and make some rather large adjustments or do some things that are uncomfortable, and he's really been the opposite of that. I think that speaks to his desire to be great."

Until now, Jeffers has never really had a catching instructor. Much of what he does is from watching big-league games and trying it out on the field.

“The work starts now,” Jeffers said. “I worked hard in college to get where I was and now it’s time to work even harder. I’m kind of working on every aspect of my game.”

“I always felt good back there and pitchers liked throwing to me. A lot of it was me learning stuff myself and implementing it myself. Now, I’ve got a catching coach and that’s a really cool thing.”

Jeffers’ willingness to be coached has allowed Swanson to begin work with him earlier than normal. Often, teams let their recent draftees get their feet wet and not try to overload them in their first season. Real instruction doesn’t often begin until teams hold instructional camps a month after the season ends. But Jeffers, a physics major, was ready to get right to work.

Much of the focus has been on helping the 6-foot-4 backstop get into a better position to optimize the strike zone.

“We’ve played with a variety of different setups,” Swanson said. “Everybody is unique. There’s different levels and ranges of flexibility and mobility and range of motion. Catchers come in all sizes and shapes.”

“(We’re) making adjustments to how he sits, how he sets up, the timing of his setup and played with some of his pre-pitch glove rhythm. We identified what are the best guys in the game doing and let’s look at these two or three things. These are two or three styles we see consistently at the highest level. Let’s play with these and see which one you like. It has been impressive how quickly he’s been able to make the adjustments and implement it with some consistency.”

Last month, Jeffers said he found the instruction helpful. He appreciated the tips Swanson was sending before they had a chance to work together in person. And he’s open to the club’s ideas.

“The Twins are big on different setups behind the plate,” Jeffers said. “Different knees down, different legs out. Stuff I did a little in college and I’m doing more and more here.”

“It’s more minor things. Little things with your glove or little things with your setup that you can implement right away. Some of the more major things you kind of work on in the bullpens first. But really, for most of it you can kind of toss it in the game and if you like it, keep doing it, and if you don’t, kind of go back to what’s comfortable.”

As they’ve often discovered with Jeffers, the early reviews continue to be good.

The Twins have been pleased with how Jeffers has handled two entirely new pitching staffs at Elizabethton and Cedar Rapids. While Swanson describes some of the pair’s early work as being drastic, he’s been pleased to find more in place than he expected.

“Our job as an organization as a player development group is to try to clean up the defensive piece and to be honest, that has come along a lot faster than I anticipated,” Swanson said. “I think he came in better than I anticipated on that side of the ball. I think he’s got a really bright future and a ton of upside, and there’s no red flags for me that says he can’t keep the gear on and do it for a long time.”

If he does, Jeffers could open a few eyes. Even though he’s a second-round pick, Jeffers still doesn’t appear on the Twins’ top-30 prospect list at MLB Pipeline. His absence is partly due to the depth of a very good farm system as well as being rated down on the 2018 draft prospect list.

Jeffers had a sense the Twins liked him before the draft. He also thought he would potentially be drafted as high as the second round. And he doesn’t seem to mind that he’s flying under the radar.

He’s used to it.

“It’s kind of how I’ve always been,” Jeffers said. “I was a preferred walk-on at college. I didn’t have a ton of opportunities. That’s something I’ve always worked hard to gain my opportunities and continue to improve. That’s a foundation of my baseball career, me earning everything I’m given.”

Johnson feels confident the combination of Jeffers’ attitude and Twins player development can produce a major-leaguer. Twins scouts liked enough of what they saw defensively to entrust the development staff. There’s a belief internally they can turn Jeffers into a two-way player. Knowing how good his bat can be — he’s hit .344/.444/.502 with seven homers and 17 doubles in 284 pro plate appearances — Jeffers was worth the risk.

“It needs some fine-tuning, but we really think Tanner Swanson can work some magic with him,” Johnson said. “Having the trust in player development, especially on a guy like Jeffers, made us more confident in selecting the player. Those things can come in time and they’re teachable. The fact that he is offensive, those guys are so hard to find. They’re just so few and far between.”