



SAN DIEGO PADRES 2018 GAME NOTES

San Diego Padres (27-34) vs. Atlanta Braves (35-24)
Monday, June 4, 2018 • 7:10 p.m. PST • Petco Park • San Diego, CA
LHP Clayton Richard (3-6, 4.74) vs. RHP Julio Teheran (4-3, 4.03)
Game 62 • Home Game 37 • [FM 97.3](#) • [XEMO 860](#) • [FSSD](#)

All Padres game information, including Game Notes and rosters, is available at <http://padrespressbox.com>
San Diego Padres Communications Department • 100 Park Blvd., San Diego, CA 92101 • (619) 795-5000 • [@PadresPR](#)

SERIES STREAKING: The Padres bested the Cincinnati Reds 6-3 yesterday afternoon, and in doing so, they claimed their second consecutive series (won three of four vs. MIA)...San Diego is now 2-6 in rubber games this season, and they have now won five of their last six games and seven of their last 11.

- Yesterday afternoon, **Tyson Ross** was awarded his team-leading fifth win of the season, working 5.0 innings and allowing two runs (earned) on seven hits.
- **Hunter Renfro**e hit a go-ahead, pinch-hit grand slam...it was the third slam of his career and the first by a Padre in 2018...**Eric Hosmer** went 3-for-4 with his third three-hit game in his last six contests...**Franmil Reyes** also had his third-career multi-hit game.
- **Kirby Yates** recorded his third-career save and first of the 2018 season.

HOMESTAND RISPY BUSINESS: In the seven games this stand, the Padres have hit .333 (16-for-48) with RISP, with two doubles, a triple, a HR, and 28 RBI.

SLAM IT HOME: **Hunter Renfro**e's pinch-hit slam yesterday was the 12th pinch-hit slam in SD history (most recent: Alex Dickerson on May 10, 2016 at CHC), and Renfro became the seventh player in club history to hit a go-ahead pinch-hit grand slam and first since Archi Cianfrocco in 1995...it was the first go-ahead, PH grand slam since MIL's Jason Rogers off Trevor Rosenthal in 2015.

GO HOME...WHAT, ARE YOU TOO GOOD FOR YOUR HOME?: The Padres have scored first in three of their last five victories, and they have a 19-3 record (.864 winning percentage) when scoring first, leading the NL and ranking third in the majors behind NYY's .873 winning percentage and BOS's .897 mark.

JOVEN HOMERS: 27-year-old **Christian Villanueva's** 15 home runs are the second-most in the National League of any player 27-years-old or younger... ATL's Ozzie Albies (21-years-old with 14 homers) ranks tied for third, and they both trail WSH's Bryce Harper (25-years-old with 18 homers).

WORK, WORK, WORK, WORK, WORK, WORK: Starter **Clayton Richard** has lasted at least 5.0 innings in all but one of his starts...his five-start streak since May 8 of working at least 6.0 innings is tied with TEX's Cole Hamels for the longest active streak by a lefty.

HIT THEM HOMERS: When the Padres hit at least one home run, they have a 20-15 record (.571 winning percentage), and when they hit two or more homers, they are 12-3 (.800)...when they don't hit a single homer, they are 7-19 (.269).. when opposing starter Julio Teheran allows a home run, his ERA is 6.88 compared to a 1.09 ERA when he does not allow a homer.

MULTI-HIT HOZ: **Eric Hosmer's** three-hit effort last night was his fifth multi-hit game in his last six...the Padres went 5-7 in Hosmer's multi-hit games before May, and since May 1, they have gone 9-1 when he's logged two-or-more hits... the team's .900 winning percentage when he has multiple hits ranks as the fifth highest of any player in the majors (behind Christian Yelich, Bryce Harper, Matt Chapman and Isiah Kiner-Falefa, all who have a team 1.000 winning percentage).

THROWBACK MONDAY: Since SD bested ATL in the 1998 NLCS, the Padres have had a 56-76 record against ATL (.424 winning percentage)...since the '98 season, Atlanta has made the playoffs 10 times while SD has made it twice.

IT IS YOUR BIRTHDAY: Join the Padres in wishing **Sam Geaney**, Director of Player Development, a happy birthday!

PADRES ON DECK: On Sunday for San Antonio (AA), RHP **Cal Quantrill** allowed three hits and a walk with 10 strikeouts over 7.0 scoreless innings.

Padres at a glance...

Overall Record.....	27-34
NL West Standing.....	(-5.5, 5th)
Home Record	16-20
Road Record	10-15
Day Record.....	7-10
Night Record.....	20-24
Current Stand	5-2
Streak	W2
All-Time Record	3,637-4236-2
All-Time at Home	1,975-1969-1
All-Time at Petco Park.....	606-564
All-Time on Road.....	1,662-2267-1
2018 vs. ATL	0-0
2018 vs. ATL in SD	0-0
2018 vs. ATL in GA	0-0
All-Time vs. ATL	272-348
All-Time vs. ATL in SD	150-162
All-Time vs. ATL in GA.....	122-186

Padres record when...

Sunday	5-4	Thursday.....	1-5
Monday.....	2-7	Friday.....	4-5
Tuesday.....	5-4	Sat	7-3
Wed	3-4		
March	0-3	July	0-0
April	10-17	August.....	0-0
May	15-13	Sept.....	0-0
June	2-1	October.....	0-0
Led After 6	19-2		
Led After 7	23-2		
Led After 8	22-2		
Tied After 6	5-4		
Tied After 7	3-3		
Tied After 8	3-3		
Behind After 6	3-28		
Behind After 7	1-29		
Behind After 8	2-29		
Scoring first.....	19-3		
Opponents score first	8-31		
Shutouts	2-5		
Home crowds of 20,000+	0-11		
Home crowds of 30,000+	6-3		
Home crowds of 40,000+	2-1		
Scoring three or fewer	7-24		
Scoring four or more.....	20-10		
Allowing three or fewer	19-5		
Allowing four or more.....	8-29		
One-run games.....	7-6		
Extra Innings W-L	0-2		
Series W-L-T (Home)	4-5-2		
Series W-L-T (Road)	2-6-0		
Series W-L-T (Total)	6-11-2		
Series Sweeps (Home).....	0-2		
Series Sweeps (Road).....	0-0		
Series Sweeps (Total).....	0-2		
White Jerseys	12-14		
Gray Jerseys	8-9		
Blue Jerseys	2-4		
Brown Jerseys	1-4		
Navy Camouflage Jerseys.....	1-1		
Marine Camouflage Jerseys.....	1-0		
Retro Jerseys	1-0		
Memorial Day Jersey.....	1-2		

Upcoming schedule and probable starters

Day	Date	Time (PST)	Opp.	Padres starter	Opposing starter	Television
Tues.	6/5	7:10 p.m.	vs. ATL	RHP Jordan Lyles (2-1, 3.65)	LHP Sean Newcomb (6-1, 2.73)	FSSD
Wed.	6/6	12:40 p.m.	vs. ATL	TBA	RHP Mike Foltynewicz (5-3, 2.22)	FSSD

NATIONAL LEAGUE CHAMPIONS 1984, 1998 • NATIONAL LEAGUE WEST CHAMPIONS 1984, 1996, 1998, 2005, 2006

STARTING PITCHER NOTES

#3 LHP CLAYTON RICHARD (3-6, 4.74) @CRThrees

READY FOR RICHARD: 34-year-old LHP Clayton Richard is set to make his club-leading 13th start of the season tonight in search of his first career win against the Braves...his 6.75 ERA against the Braves is his highest mark against any opponent in which he's made at least six starts against..the Braves are also one of six opponents in which he hasn't registered a win against.

WORKHORSE: Richard's 74.0 innings of work this season are the most of any Padre pitcher this season and rank fifth among all NL starters.

- Has tossed 6.0 innings in five consecutive starts, tied with **TEX Cole Hamels** for the longest active streak of throwing 6.0-plus innings.
- Over the stretch, he has posted a 2-2 record with a 3.22 ERA (13 ER, 36.1 IP) and 29 strikeouts against five walks.

STATCASTED: Per Statcast, Richard has relied on four pitches this season: sinker (50.3%), slider (27.3%), four seamer (18.1%), changeup (4.4%)...he has thrown 153 first-pitch strikes, which are the most of any Padres pitcher this season.

SLIDING INTO THOSE RPM'S: Opposing batters are hitting just .192 vs. his slider this season, .237 vs. his fastball and .400 vs. his changeup...the spin rate on his slider (2,301 revolutions per minute) is the highest average spin rate of any of his pitches in any season (since spin rate was available in 2015).

IN GOOD COMPANY: His 54 wins as a Padre are one shy of tying **Bruce Hurt's** 55 for the second-most wins by a Padre lefty...**Randy Jones'** 92 wins leads the pack.

MR 900.0: With 961.2 IP as a Padre, Richard is just the fourth southpaw to reach the 900.0 innings pitched plateau...he joins **Randy Jones** (1766.0), **Bruce Hurst** (911.2) and **Dave Dravecky** (900.1) in the 900.0 IP club.

IMAGINE ALL THE PEOPLE: Richard has allowed 99 base runners this season, the most on the Padres and the third-most of any National League starter...he's faced 310 batters, tied for the second-most of any NL starter.

KEEP IT LOW: His 2.67 ground ball to fly ball ratio and his 123 grounders induced ranks second in the majors.

- Has induced 11 ground-ball double plays, which is tied for the third-most in the majors....his 1.34 GIDP/9.0 IP percentage ranks seventh.

CLAYTON'S 2018 DAY-BY-DAY

Date/Opp.	Dec.	ERA	IP	H	R	ER	BB	SO	HR	PIT
3/29 vs. MIL	ND	1.29	7.0	6	1	1	1	4	0	83
4/4 vs. COL	L	4.50	5.0	8	5	5	3	6	0	99
4/9 @ COL	W	5.29	5.0	5	4	4	3	3	2	76
4/14 vs. SF	ND	5.73	5.0	7	4	4	3	3	2	89
4/21 @ ARI	L	5.67	5.0	5	3	3	3	6	1	95
4/27 vs. NYM	L	5.35	6.2	6	3	3	3	4	0	88
5/2 at SF	L	6.21	4.0	8	7	6	4	6	1	101
5/8 vs. WSH	L	5.72	8.0	7	3	3	0	8	0	102
5/13 vs. STL	W	5.20	8.0	5	2	2	1	10	0	102
5/19 vs. PIT	W	4.87	7.1	7	2	2	0	2	0	84
5/25 at LAD	L	4.97	6.0	4	4	4	3	4	2	102
5/30 vs. MIA	ND	4.74	7.0	4	2	2	1	5	1	99

'18 SUMMARY

Record/ERA:..... 3-6, 4.74 ERA (39 ER, 74.0 IP), 12 G (12 GS)
vs. LHB:213 (13-for-61), 0 HR
vs. RHB:268 (59-for-220), 9 HR
HOME: 1-3, 3.86 ERA (20 ER, 46.2 IP)
ROAD: 2-3, 6.26 ERA (19 ER, 27.1 IP)

HIGHS	2018 SEASON HIGHS	CAREER HIGHS
INNINGS.....	8.0 (2x), last: 5/13 vs. STL	9.0, 4x, last: 8/16/17 vs. PHI
RUNS	7, 5/2 at SF	11, 7/19/17 @ COL
EARNED RUNS	6, 5/2 at SF	10, 7/19/17 @ COL
HITS	8 (2x), last: 5/2 at SF	14, 7/19/17 @ COL
WALKS	4, last: 5/2 at SF	6, 2x, last: 5/6/17 vs. LAD
STRIKEOUTS....	10 (2x), last: 5/13 vs. STL	10 (2x), last: 5/13/18 vs. STL

Clayton vs. ATL

Career: 0-6, 6.75 ERA (25 ER, 33.1 IP), 9 G (6 GS)
2017: 0-1, 6.00 ERA (4 ER, 6.0 IP), 1 G, (1 GS)
Petco Park: 0-1, 5.06 ERA (3 ER, 5.1 IP), 1 G, (1 GS)
SunTrust Park: 0-1, 6.00 ERA (4 ER, 6.0 IP), 1 G (1 GS)

BACK ME UP: Has received one run of support or less in six of his 12 outings this season...his 3.16 run support average (runs scored while he's in the game) is the eighth lowest among all qualifying starters...among pitchers with at least 74.0 IP, his 26 runs of support are tied for the fewest in the majors.

PICKOFF ARTIST: Has one pickoff this season, which contributes to the Padres' MLB-leading 11 pickoffs...his eight pickoffs led all of Major League Baseball last season.

TOMORROW'S STARTER

JORDAN'S TURN: RHP **Jordan Lyles** is set to make his sixth start (19th appearance) of the season tomorrow.

- His sixth start tomorrow will be the most he's made since making 10 with COL in 2015...he made a career-high 25 starts in both 2012 and 2013 with HOU.
- Worked the second-longest perfect game bid in Padres history on 5/15 vs. COL (7.1 IP), behind Chris Young's 7.2 perfect innings on 9/7/08 at MIL...also matched his career high of 10 strikeouts on 6/12/13 at SEA.
- Was scoreless in 10 of his 13 appearances out of the Padres pen prior to be named to the starting rotation, posting a 3.66 ERA (8 ER, 19.2 IP).

BULLPEN NOTES

#90 ADAM CIMBER • RHP @a_cimber

2-2, 2.93 ERA, 0 SV, 25 APP.

last outing: 6/3 vs. CIN (1.0 ip)

vs. LHB: .270 (10-37) • **vs. RHB:** .240 (18-75)

season-high ip: 3.0 (2x, last: 4/16 vs. LAD)

current scoreless streak: 4.0 IP (4 g)

- Is one of two pitchers who have worked primarily as a reliever to have tossed at least 30.0 IP and yet to surrender a homer.
- His 25 appearances rank third among Padres relievers...has posted a 10.57 SO/9 inning ratio.
- Has only allowed multiple runs in a single outing on one occasion (2 ER on May 27 at LAD).
- His 1.69 ERA (3 ER, 16.0 IP) at Petco Park this season is the lowest among the Padres pitching staff (min. 16.0 IP).

#65 JOSÉ CASTILLO • LHP _63castle

0-0, 0.00 ERA, 0 SV, 1 APP.

last outing: 6/2 vs. CIN (1.0 ip, 3 so)

vs. LHB: .000 (0-1) • **vs. RHB:** .000 (0-2)

season-high ip: 1.0 (6/2 vs. CIN)

current scoreless streak: 1.0 IP (1 g)

- Recalled Saturday from Triple-A El Paso and made his Major League debut, tossing a scoreless eighth inning while striking out each batter he faced.
- Is the third Padres pitcher to strikeout all three batters faced in their MLB debut, joining Tommy Layne (August 14, 2012) and Jeremy Fikac (August 16, 2001), per STATS Inc.
- Has split the season between El Paso and Double-A San Antonio...in seven appearances for the Chihuahuas, has posted a 1-0 record with a 1.08 ERA (1 ER, 8.1 IP) with nine strikeouts against one walk.
- Acquired from the Tampa Bay Rays along with Wil Myers, C Ryan Hanigan and RHP Gerardo Reyes as part of a three-team deal between the Padres, Rays and Nationals, December 19, 2014.

BULLPEN NOTES CONTINUED...

#41 ROBBIE ERLIN • LHP @robbeerlin27 @robbeerlin27 **1-3, 4.14 ERA, 0 SV, 17 APP.**
last outing: 6/1 vs. CIN (1.1 ip, h, r, er, hr) **vs. LHB:** .289 (13-45) • **vs. RHB:** .242 (22-91)
season-high ip: 5.2 (5/28 vs. MIA) **current scoreless streak:** 0.0 IP (0 g)

- Is scoreless in 11 of his 15 relief appearances this season, posting a 1.80 ERA (6 ER, 30.0 IP) out of the Padres bullpen.
- Tossed 5.2-scoreless innings on May 28, his longest relief appearance in his career...is the first Padres reliever to throw 5.2-or-more scoreless frames in a single outing since Josh Banks on May 25, 2008 vs. CIN.
- Has not issued a walk in each of his last 11 appearances since April 23 at COL...his 11.50 strikeout/walk ratio ranks second among NL relievers, behind only WSH Sean Doolittle (12.67).
- Made two starts for the Padres in 2018...is the longest tenured pitcher who has appeared for the Padres at the big league level.

#52 BRAD HAND • LHP @bhand22 bhand22 **1-3, 2.15 ERA, 17 SV, 27 APP.**
last outing: 6/3 vs. CIN (1.0 ip, 2 h, r, er, 2 so, hr) **vs. LHB:** .061 (2-33) • **vs. RHB:** .225 (16-71)
season-high ip: 2.0 (3x, last: 5/12 vs. STL) **current scoreless streak:** 0.0 IP (0 g)

- Was named the National League Reliever of the month for May, the second such honor of his career (also, July 2017)...pitched to a 0.61 ERA (1 ER, 14.2 IP) during May with a 0.89 WHIP, 22 strikeouts and a .120 opponent average.
- His 17 saves rank fourth in the majors and second in the National League...converted each of his 11 save opportunities during the month of May, tying with BOS Craig Kimbrel for the most in MLB.
- Joined Trevor Hoffman as the only two Padre pitchers (third time) in team history to record 11-or-more saves during the month of May (Hoffman had 12 saves in 2005 and 11 saves in 2007).
- Is just the fourth reliever in Padres history to tally 11 saves in a single month, joining Craig Kimbrel (July 2015), Trevor Hoffman (May 2007, September 2006, May 2005, July 2004, July 1998) and Mark Davis (September 1989, April 1989).
- According to Statcast data, 50.3% of his pitches this season have been sliders...13.5% of his sliders are called strike, the fourth-highest percentage across Major League relievers.

#59 PHIL HUGHES • RHP @pjhughes45 **0-0, 5.40 ERA, 0 SV, 2 APP.**
last outing: 6/2 vs. CIN (1.0 ip, h, r, er, so, hr) **vs. LHB:** .227 (5-22) • **vs. RHB:** .353 (12-34)
season-high ip: 3.2 (4/27 vs. CIN) **current scoreless streak:** 0.0 IP (0 g)

- Has pitched to a 3.40 ERA (20 ER, 53.0 IP) in 14 career appearances, seven starts, vs. NL East opponents.
- Made his Padres debut on Thursday vs. MIA...acquired on 5/27 from the Minnesota Twins along with cash and the 74th overall pick in the 2018 Draft (Competitive Balance Round B) in exchange for catcher Janigson Villalobos.
- Has made two starts and seven relief appearances this season...as a reliever, has pitched to a 5.40 ERA (4 ER, 6.2 IP).
- In seven AL appearances this season (two starts), pitched to a 6.75 ERA (9 ER, 12.0 IP).

#50 BRYAN MITCHELL • RHP **0-3, 6.50 ERA, 0 SV, 11 APP.**
last outing: 6/1 vs. CIN (4.0 ip, 3 h, 2 r, er, 2 bb, 2 so) **vs. LHB:** .234 (18-77) • **vs. RHB:** .377 (40-106)
season-high: 6.0 (4/17 vs. LAD) **current scoreless streak:** 2.0 IP (1 g)

- Has pitched 3.0 innings-or-more in three of his four relief appearances this season.
- Has issued 33 walks through his 45.2 IP this season, posting a 6.50 BB/9 inning ratio.
- In 43 career relief appearances, he is 1-2 with a 5.93 ERA (46 ER, 71.1 IP) with 48 strikeouts against 33 walks.

#34 CRAIG STAMMEN • RHP @cstammen35 **3-0, 1.88 ERA, 0 SV, 26 APP.**
last outing: 6/3 vs. CIN (1.0 ip, 2 so) **vs. LHB:** .204 (10-49) • **vs. RHB:** .211 (12-57)
season-high ip: 2.0 (5x, last: 5/9 vs. WSH) **current scoreless streak:** 2.0 IP (2 g)

- Owns a lifetime 1.73 ERA (11 ER, 57.1 IP) in 31 games, two starts, vs. ATL with a 53 strikeouts and a .163 opponent batting average.
- Has pitched to a 3.00 ERA (5 ER, 15.0 IP) in 13 games at Petco Park this season and a .084 ERA (1 ER, 10.2 IP) in 11 games on the road.
- Is limiting opponents to a .208 clip (22-for-106) in his 26 appearances this season.
- Since the '17 All-Star break, has posted a 1.47 ERA (10 ER, 61.1 IP) and a .211 opponent average...is scoreless in 50 of his 57 appearances.

#55 MATT STRAHM • LHP @mattstrahm mattstrahm **1-2, 3.18 ERA, 0 SV, 8 APP.**
last outing: 5/30 vs. MIA (2.0 ip) **vs. LHB:** .300 (3-10) • **vs. RHB:** .161 (5-31)
season-high ip: 2.0 (3x, last: 5/30 vs. MIA) **current scoreless streak:** 4.0 IP (2 g)

- Is limiting hitters to a .192 batting average (5-for-26) with runners on base and a .195 clip (8-for-41) on the season.
- Has held opponents scoreless in five of his eight outings this season.
- Wednesday, earned his first win as a Padre and his first since his start on June 15 of last season at LAA.
- Made his first start as a Padre on May 27 and his first since June 27, 2017 at DET, tossing 2.0-scoreless innings while allowing just two hits and a walk with two strikeouts.

#39 KIRBY YATES • RHP @kauaikirby39 kirbskauai **3-0, 1.29 ERA, 1 SV, 23 APP.**
last outing: 6/3 vs. CIN (1.0 ip, 3 h) **vs. LHB:** .294 (10-34) • **vs. RHB:** .146 (6-41)
season-high ip: 3.0 (4/18 vs. LAD) **current scoreless streak:** 1.0 IP (1 g)

- Yesterday, earned his first save of the season and the third of his career (last: July 29, 2017 vs. PIT).
- Is 1-1 in 42 career appearances at Petco Park with a 1.12 ERA (5 ER, 40.1 IP) while limiting hitters to a .175 batting average.
- His 1.29 ERA (3 ER, 21.0 IP) is the seventh-lowest among NL relievers this season (min. 21.0 IP).
- Is limiting opponents to a .097 batting average (3-for-31) with runners on base and has yet to allow a hit with RISP (0-for-14).

BATTING NOTES

#17 A.J. ELLIS • C • R/R @ajellis17

last game: did not play

Series vs. CIN: 0-2 • Current Stand: 1-9

career vs. ATL: 23-98 (.235), 5 2b, 2 hr

last hr: 5/26 @ LAD • current hit streak: 0 g (0-5)

- At home vs. ATL (historically with LAD and MIA), he's a career .304 hitter (14-for-46).
- Walked twice on Saturday for his third multi-walk game this season...has a .395 OBP in 23 games this season with 10 walks.
- Has hit safely in nine of his last 11 games with an at-bat (.361, 13-for-36) with four doubles, a home run, six RBI and four multi-hit games.
- Has reached base safely via hit or walk in 15 of his last 16 games, owning a .421 OBP with eight walks.
- Hitting .357 vs. lefties and .250 vs. righties.

#13 FREDDY GALVIS • INF • S/R @freddygalvis10

freddygalvis13

last game: 1-4, r

Series vs. CIN: 3-11 • Current Stand: 5-26

career vs. ATL: 71-257 (.276), 6 2b, 2 3b, 4 hr

last hr: 5/26 @ LAD • current hit streak: 3 g (6/1-3)

- At home vs. ATL (historically was with Philadelphia), he's a career .305 hitter (39-for-128).
- Has hit safely in three consecutive games (3-for-11, .273) and in four of his last five games.
- Has reached base via hit or walk in 10 of his last 11 games, owning a .326 OBP with four walks.
- Slugging .513 in his last 11 games (five doubles, a triple and a homer).
- Has started all 61 games this season, which are the most games started in the majors...his 543.2 innings played are also the most.

#30 ERIC HOSMER • INF • L/L @therealhos305

hosmer305

last game: 3-4

Series vs. CIN: 5-12 • Current Stand: 14-27

career vs. ATL: 5-23 (.217) 2b, hr

last hr: 5/15 vs. COL • current hit streak: 2 g (6/2-3)

- SunTrust Park is the only stadium of all 30 active ballparks in which he has not played in his career.
- Has hit safely in his last three games vs. ATL (May 13-15, 2016), going 4-for-11 (.364).
- His 28 base hits to the opposite field this season lead the Majors.
- In Padres wins, he's hitting .402 (37-for-92) and in losses, he's hitting .206 (26-for-126)...in wins at home this season, he's slashing .420/.517/.660, and in losses at home, he's slashing .190/.256/.304.
- Has hit in six of his last seven games, in which he's gone 14-for-27 (.519)...also has five multi-hit games in his last six contests...hs 22 multi-hit games lead the Padres.
- Has reached base safely via hit or walk in 20 of his last 22 games, owning a .387 OBP with eight walks.

#16 TRAVIS JANKOWSKI • OF • L/R @freddyj_6

freddyj_6

last game: 0-4

Series vs. CIN: 3-11 • Current Stand: 5-21

career vs. ATL: 3-20 (.150)

last hr: 5/11 vs. STL • current hit streak: 0 g (0-5)

- His career .150 average against the Braves is his lowest against any single club.
- In 31 games since being recalled on April 29, his 10 steals headline the NL.
- Prior to Jankowski's arrival, the Padres were 10-18, and after April 29, they've gone 17-16 overall and 15-10 (.600 winning percentage) in games he's started.
- Has eight of the SD's 10 leadoff hits to start a game in 2018...hitting .302 with a double, two triples, a homer and nine walks when batting leadoff.

#0 RAFFY LOPEZ • C • L/R @rlopez_29

rlopez299

last game: 1-4, rbi, r, sb

Series vs. CIN: 1-7 • Current Stand: 2-14

career vs. ATL: no appearances

last hr: 5/10 vs. STL • current streak: 1 g (6/3-)

- Yesterday, had his first-career steal and also caught CIN's Billy Hamilton stealing (just Hamilton's third CS in 13 attempts)...it was the first time a Padre catcher stole a base and also caught a runner stealing since Austin Hedges did so last season on Sept. 23 vs. COL.
- At 30-years-old, Lopez is the oldest rookie position player to appear in the majors this season.
- Batting .205 (8-for-39) at home this season and just .080 on the road (2-for-25).
- Is 2-for-4 in his last three games with RISP with three RBI...he has six RBI in his last 10 games.
- Is one of four players since '14 to have accrued ML service time with four different organizations as a rookie (CHC, CIN, TOR and SD).

#7 MANUEL MARGOT • OF • R/R @manuelmargot

manuelmargot

last game: 0-1, 3 bb

Series vs. CIN: 3-8 • Current Stand: 5-18

career vs. ATL: 7-28 (.250) 2b

last hr: 4/5 vs. COL • current hit streak: 0 g (0-2)

- Has hit in three of his last four games vs. ATL, going 6-for-16 (.375) with two multi-hit efforts.
- Yesterday, he had a career-high-tying three walks (also: Sept. 2, 2017 vs. LAD).
- Has hit safely in seven of his last 10 games (.321, 9-for-28) with four doubles, four RBI and seven walks.
- Has a .317 OBP this season at home with 10 walks.
- Hitting .367 this season with RISP (11-for-30) with two doubles, a triple and 14 RBI.

#2 JOSE PIRELA • OF • R/R @josepirela12

jp_2838

last game: 0-4, 2 so



Series vs. CIN: 2-11 • Current Stand: 4-23

career vs. ATL: 2-12 (.167) 2b

last hr: 9/3/17 vs. LAD • current hit streak: 0 g (0-4)

- Has hit safely in three of his last four games, going 4-for-15 (.267) with a double.
- The Padres are 10-7 when he gets more than one hit in a game.
- Tied with Eric Hosmer for the team lead in hits this year (63).
- Has multiple hits in four of his last eight starts (including two three-hit efforts)...he's also had five multi-hit efforts in the past 10 starts.

BATTING NOTES CONTINUED...

#10 HUNTER RENFROE • OF • R/R @hunter_renfroe  hunterrenfroe 
last game: 1-1, hr, 4 rbi, r (PH) **Series vs. CIN:** 3-6 • **Current Stand:** 7-14
career vs. ATL: 7-26 (.269) 3b, 2 hr **last hr:** 6/3 vs. CIN • **current hit streak:** 1g (6/3-)



- Owns a career 577 SLG vs. Atlanta (a triple and two home runs).
- Yesterday, hit a go-ahead, pinch-hit grand slam...it was the third slam of his career and the first by a Padre in 2018...it was the 12th pinch-hit slam in SD history (most recent: Alex Dickerson on May 10, 2016 at CHC), and Renfroe became the seventh player in club history to hit a go-ahead pinch-hit grand slam and first since Archi Cianfrocco in 1995...it was the first go-ahead PH grand slam since MIL's Jason Rogers off Trevor Rosenthal in 2015.
- Has hit in four consecutive starts, going 6-for-12 (.500), and he's also hit .500 this homestand (7-for-14) with two doubles, a homer and seven RBI.
- At home this season, he's batting .349 (15-for-43) with six doubles, a triple and a homer...on the road, he's .095 (2-for-21) with a homer.
- Was reinstated on May 28 from the 10-day DL after being placed on April 21 (retro to April 18) with right elbow inflammation.

#32 FRANMIL REYES • OF • R/R @la_mole_13  franmilreyes34 
last game: 2-4, r, so **Series vs. CIN:** 4-7 • **Current Stand:** 7-21
career vs. ATL: no appearances **last hr:** 5/30 vs. MIA • **current hit streak:** 2 g (6/2-3)

- Has recorded consecutive multi-hit games for the first time in his career.
- Hit safely in five of the six games in which he's appeared this homestand, going 7-for-21 (.333) with three homers and seven RBI.
- Hitting .375 vs. offspeed pitches this season and just .194 against fastballs.
- Has homered in three of his last six games and in four of his last 10 (owns a .647 SLG since his first homer on May 21 @ WSH).
- Reyes became the second Padres rookie this season to homer in three consecutive games, joining Christian Villanueva (April 14-16).

#15 CORY SPANGENBERG • INF • L/R @cory_spang15  cory_spangenberg 
last game: 1-4, hr, rbi, r, so **Series vs. CIN:** 1-9 • **Current Stand:** 3-18
career vs. ATL: 12-34 (.353) 4 2b, 3b **last hr:** 6/3 vs. CIN • **current hit streak:** 1g (6/3-)

- Riding a four-game hitting streak vs. ATL, batting .333 (5-for-15) with a double and a triple...has hit safely in eight of his nine career games against the Braves, slashing .353/.410/.529 with three multi-hit efforts.
- Homered yesterday for the fourth time this season and his first since his pinch-hit homer on May 26 @ PIT, which was also the first pinch-hit homer of the season for San Diego.
- Batting .278 (5-for-18) this season with RISP and .667 (2-for-3) with the bases loaded.
- When playing the outfield this year (five games), he's hit .375 (6-for-16).

#23 MATT SZCZUR • OF • R/R @superszcz4  superszcz4 
last game: 0-1, so (PH) **Series vs. CIN:** 1-2 • **Current Stand:** 1-7
career vs. ATL: 2-6 (.333) hr **last hr:** 5/2/18 vs. SF • **current hit streak:** 0 g (0-1)

- Has made the most pinch-hit plate appearances (21) on the club...he's 3-for-18 this season with two doubles and three walks in such a role.
- His two stolen bases have tied his career high (both in '15 and '16).
- 2-for-4 with four RBI with the bases loaded this season.

#22 CHRISTIAN VILLANUEVA • INF • R/R @villa_at_3b  chrisvillanueva22 
last game: 0-0 **Series vs. CIN:** 2-8 • **Current Stand:** 6-21
career vs. ATL: no appearances **last hr:** 5/31 vs. MIA • **current streak:** 3 g (5/31-6/2)

- Exited yesterday's game in the first inning after fouling a ball of his left ankle...trainers diagnosed it as left ankle contusion.
- At 27-year-old, Villanueva's 15 homers are the second-most in the NL of any player 27-years-old or younger...ATL's Ozzie Albies (21-years-old with 14 homers) ranks tied for third, and they both trail WSH's Bryce Harper (25-years-old with 18 homers).
- Has hit safely in five of his last six games, going 6-for-21 (.286) with a double and a homer.
- Slashing .370/.424/1.000 vs. southpaws this year, and his 11 homers vs. lefties are the most of any player in the majors.
- His 15 homers are second-most in the National League, behind only WSH's Bryce Harper (18).
- His 15 home runs before June 1st were the most by a NL rookie since Albert Pujols hit 16 home runs before June 1st in 2001...slugged .433 in the month of May (three doubles and seven homers).

CURRENT LEADERS: **H:** Hosmer, Pirela (63) **RBI:** Villanueva (35) **2B:** Hosmer (17) **3B:** Galvis (3)
HR: Villanueva (15) **BB:** Hosmer (30) **SB:** Jankowski (10) **SO:** Cordero (55)
XBH: Hosmer (24) **MULTI-HIT:** Hosmer (22) **LONGEST ACTIVE HIT STREAK:** Galvis, Villanueva (3g)

MISCELLANEOUS

Disabled, Bereavement & Family Medical Leave

PLAYER (INJURY)	PLACED (RETRO)	GAMES MISSED	REIN- STATED
RHP Colin Rea* (right shoulder strain) ... 3/29 (3/26)		60	--
OF Franchy Cordero (left abductor strain) ... 3/29 (3/26)		12	4/11
INF Allen Córdoba (concussion)..... 3/29 (3/26)		60	--
RHP Dinelson Lamet (right elbow strain) 3/29 (3/26)		60	--
LHP Matt Strahm (torn left patellar tendon) 3/29 (3/26)		34	5/7
OF Alex Dickerson (Tommy John surgery)..... 3/29		60	--
OF Wil Myers (right arm nerve irritation) 4/4 (4/3)		15	4/20
RHP Kirby Yates (right ankle tendonitis) 4/9 (4/8)		10	4/19
OF Manuel Margot (bruised ribs) 4/11		9	4/21
OF Hunter Renfroe (right elbow inflammation) ... 4/21 (4/18)		32	5/28
INF Eric Hosmer (family medical leave list) 4/24		2	4/27
OF Wil Myers (strained left oblique) 4/29		32	--
C Austin Hedges (right elbow tendonitis) 5/1		30	--
RHP Phil Maton (right lat strain)..... 5/13		20	--
LHP Joey Lucchesi (right hip strain) 5/15		18	--
OF Franchy Cordero (right forearm strain)..... 5/28		7	--
NOTE: Players bolded are on the 60-Day DL		461	

2018 Instant Replay

Padres Challenges	Opponent Challenges
Successful: 2	Successful: 7
Unsuccessful: 10	Unsuccessful: 4
Success rate: 17%	Success rate: 64%
Umpire Review	All-Time Padres Challenges (since '14)
Upheld: 3	Number of challenges: 183
Overtured: 0	Overtured: 86
Overtured rate: 0%	Success rate: 47%

2018 Transactions

date	player	transaction
6/2	RHP Walker Lockett.....	Optioned to El Paso (AAA)
	RHP Jose Castillo	Recalled from El Paso (AAA)
	LHP Kyle McGrath	Cleared waivers & outrighted to El Paso (AAA)
6/1	RHP Walker Lockett.....	Recalled from El Paso (AAA)
	RHP Kazuhisa Makita	Optioned to El Paso (AAA)
5/29	LHP Tyler Webb.....	Optioned to El Paso (AAA)
	RHP Phil Hughes	Reported to the Major League team
5/27	LHP Kyle McGrath	Designated for assignment
	RHP Phil Hughes	Acquired from MIN for cash and the 74th overall pick in the 2018 Draft (Comp. Round B) in exchange for C Janigson Villalobos.
5/21	INF Carlos Asuaje	Optioned to El Paso (AAA)
	LHP Tyler Webb.....	Recalled from El Paso (AAA)
5/19	INF Chase Headley.....	Released
5/15	INF Carlos Asuaje	Recalled from El Paso (AAA)
5/14	OF Franmil Reyes.....	Selected to the Major League roster
	INF Carlos Asuaje	Optioned to El Paso (AAA)
5/13	RHP Kazuhisa Makita	Recalled from El Paso (AAA)
5/12	INF Chase Headley.....	Designated for Assignment
	INF/OF Cory Spangenberg ...	Recalled from El Paso (AAA)
5/7	INF Javy Guerra.....	Returned to El Paso (AAA)
	RHP Kazuhisa Makita	Optioned to El Paso (AAA)
5/4	INF Javy Guerra.....	Recalled from El Paso (AAA)
5/1	C Raffy Lopez	Recalled from El Paso (AAA)
4/29	OF Travis Jankowski.....	Recalled from El Paso (AAA)
4/27	LHP Buddy Baumann	Claimed off waivers by NYM
	INF/OF Cory Spangenberg ...	Optioned to El Paso (AAA)
	INF Eric Hosmer	Reinstated from Family Medical Leave List
4/24	LHP Eric Lauer.....	Selected to the Major League roster
	INF Eric Hosmer	Placed on Family Medical Leave List
4/20	LHP Tyler Webb.....	Optioned to El Paso (AAA)
4/19	RHP Luis Perdomo	Optioned to El Paso (AAA)
4/13	LHP Kyle McGrath	Optioned to El Paso (AAA)
	LHP Tyler Webb.....	Recalled from El Paso (AAA)
4/14	LHP Tyler Webb.....	Claimed off waivers from MIL
4/13	LHP Kyle McGrath	Recalled from El Paso (AAA)
	RHP Colten Brewer.....	Optioned to El Paso (AAA)
4/12	RHP Colten Brewer.....	Recalled from El Paso (AAA)
	LHP Buddy Baumann	Optioned to El Paso (AAA)
4/9	LHP Buddy Baumann	Recalled from El Paso (AAA)
4/4	RHP Phil Maton	Recalled from El Paso (AAA)
4/3	LHP Kyle McGrath	Optioned to El Paso (AAA)
	RHP Tyson Ross.....	Selected to the Major League roster
3/30	C Raffy Lopez	Optioned to El Paso (AAA)
	LHP Joey Lucchesi	Selected to the Major League roster
3/28	C Raffy Lopez	Selected to the Major League roster
	RHP Adam Cimber.....	Selected to the Major League roster
	C A.J. Ellis.....	Selected to the Major League roster
	LHP Buddy Baumann	Optioned to El Paso (AAA)
	OF Travis Jankowski.....	Optioned to El Paso (AAA)
	RHP Colten Brewer.....	Optioned to El Paso (AAA)
	RHP Phil Maton	Optioned to El Paso (AAA)
3/26	RHP Carter Capps	Outrighted to El Paso (AAA)
3/14	C Luis Torrens	Optioned to San Antonio (AA)
3/12	RHP Tom Wilhelmssen	Released from El Paso (AAA)
3/11	LHP José Castillo.....	Optioned to El Paso (AAA)
	Brad Wieck	Optioned to El Paso (AAA)
2/20	C Rocky Gale.....	Designated for assignment
2/19	INF Eric Hosmer	Signed to an eight-year contract
2/16	RHP Rowan Wick	Claimed off waivers from STL

2018 Runs by Inning

	1	2	3	4	5	6	7	8	9	Extra	Total
OPP	43	31	45	28	22	35	21	20	28	6	276
SD	28	21	19	32	27	32	33	15	30	1	238

Starts by Position

C: Ellis (19), Hedges (22), Lopez (20)
 1B: Headley (3), Hosmer (57), Myers (1)
 2B: Asuaje (27), Pirela (30), Spangenberg (4)
 SS: Galvis (61)
 3B: Headley (6), Spangenberg (9), Villanueva (46)
 LF: Cordero (23), Jankowski (5), Pirela (24), Renfroe (2), Spangenberg (5), Szczur (2)
 CF: Cordero (11), Jankowski (7), Margot (41), Szczur (2)
 RF: Cordero (4), Jankowski (12), Myers (9), Pirela (5), Renfroe (13), Reyes (15), Szczur (3)
 P: Erlin (2), Lauer (7), Lockett (1), Lucchesi (9), Lyles (5), Mitchell (7), Perdomo (4), Richard (12), Ross (12), Strahm (1)

Starts by Batting Order

1st: Asuaje (2), Cordero (4), Jankowski (24), Margot (15), Myers (2), Pirela (12), Szczur (2)
 2nd: Asuaje (2), Cordero (2), Galvis (6), Headley (1), Hosmer (32), Myers (6), Pirela (9), Spangenberg (3)
 3rd: Cordero (4), Hosmer (24), Myers (2), Pirela (14), Renfroe (1), Villanueva (16)
 4th: Cordero (16), Hosmer (1), Lopez (1), Pirela (16), Renfroe (9), Villanueva (18)
 5th: Asuaje (7), Cordero (7), Galvis (2), Headley (6), Lopez (6), Pirela (6), Renfroe (1), Reyes (10), Spangenberg (5), Villanueva (12)
 6th: Asuaje (4), Cordero (2), Galvis (30), Headley (3), Lopez (5), Margot (2), Pirela (2), Renfroe (4), Reyes (4), Spangenberg (4), Szczur (1)
 7th: Asuaje (8), Ellis (9), Galvis (21), Hedges (3), Lopez (4), Margot (4), Reyes (1), Spangenberg (6), Szczur (4), Villanueva (1)
 8th: Asuaje (4), Ellis (10), Galvis (2), Hedges (18), Jankowski (1), Lopez (4), Margot (20), Spangenberg (1)
 9th: Erlin (2), Hedges (1), Lauer (8), Lockett (1), Lucchesi (9), Lyles (5), Margot (2), Mitchell (6), Perdomo (3), Richard (12), Ross (11), Strahm (1)

2018 Home Runs

solo	2r	3r	gs	home	road	total
29	19	6	1	31	22	53

Most Recent: 2 on June 4 vs. CIN
 Games with a HR: 35
 Team Multi-HR games: 15 (1,472 all-time)

2018 Ejections

DATE/OPP	PLAYER/COACH	INN.	UMPIRE	CAREER #
May 18 @ PIT	Freddy Galvis	b8	Will Little	1
April 11 @ COL	A.J. Ellis	b3	Brian Gorman	2
April 11 @ COL	Luis Perdomo	b3	Brian Gorman	1
April 9 @ COL	Andy Green	b6	Brian Gorman	6

HIGHS & LOWS

Team Batting

Most At-Bats:	43, at Colorado, April 23
Most Plate Appearances:	49, at Colorado, April 23
Most Runs:	13, at Colorado, April 23
Most Hits:	16, at Colorado, April 23
Most Doubles:	5, at Houston, April 6
Most Triples:	1, done 12 times.
Most Home Runs:	4, at Los Angeles (N.L.), May 26
Most Extra-Base Hits:	6, done 4 times.
Most Total Bases:	25, at Colorado, April 23
Most Runs Batted In:	12, at Colorado, April 23
	12, vs. New York (N.L.), April 28
Most Stolen Bases:	3, vs. San Francisco, April 15
	3, vs. Washington, May 9
	3, at Pittsburgh, May 19
Most Caught Stealing:	2, done 4 times.
Most Walks:	7, vs. San Francisco, April 15
	7, vs. LAD, April 17 (12 innings)
	7, vs. Miami, May 31
Most Strikeouts:	20, vs. LAD, April 17 (12 innings)
Most Strikeouts (9-inning games):	16, at Colorado, April 25
Most Sac Hits:	1, done 11 times.
Most Sac Flies:	2, vs. St. Louis, May 13
	2, vs. Cincinnati, June 2
Most Hit-By-Pitch:	1, done 15 times.

Individual Batting

Most At-Bats:	6, done 4 times.
Most Plate Appearances:	6, done 8 times.
Most Runs:	4, Christian Villanueva, vs. Colorado, April 3
Most Hits:	4, Wil Myers, at Colorado, April 23
Most Doubles:	2, done 7 times.
Most Triples:	1, done 12 times.
Most Home Runs:	3, Christian Villanueva, vs. Colorado, April 3
Most Extra-Base Hits:	3, Christian Villanueva, vs. Colorado, April 3
Most Total Bases:	12, Christian Villanueva, vs. Colorado, April 3
Most Runs Batted In:	5, Christian Villanueva, vs. Colorado, April 3
	5, Austin Hedges, vs. New York (N.L.), April 28
Most Stolen Bases:	2, Travis Jankowski, at Pittsburgh, May 19
	2, Travis Jankowski, vs. Cincinnati, June 2
Most Caught Stealing:	1, done 17 times.
Most Walks:	4, Eric Hosmer, at Colorado, April 23
Most Strikeouts:	4, done 7 times.
Most Sac Hits:	1, done 11 times.
Most Sac Flies:	1, done 12 times.
Most Hit-By-Pitch:	1, done 15 times.

Team Pitching

Most Innings Pitched:	13.0, vs. St. Louis, May 12 (13 innings)
Most Hits Allowed:	19, vs. New York (N.L.), April 29
Most Batters Faced:	54, vs. LAD, April 17 (12 innings)
Most Batters Faced (9-inning games):	53, vs. New York (N.L.), April 29
Most Runs Allowed:	14, vs. New York (N.L.), April 29
Most Earned Runs:	14, vs. New York (N.L.), April 29
Most Home Runs Allowed:	5, vs. St. Louis, May 11
Most Walks Allowed:	8, vs. San Francisco, April 12
Most Strikeouts:	14, at Arizona, April 20
	14, vs. St. Louis, May 12 (13 innings)
Most Hit-By-Pitch:	2, at Pittsburgh, May 18

Individual Pitching

Most Innings Pitched:	8.0, Clayton Richard, vs. Washington, May 8
	8.0, Clayton Richard, vs. St. Louis, May 13
Most Hits Allowed:	10, Luis Perdomo, vs. Los Angeles (N.L.), April 18
Most Batters Faced:	30, Clayton Richard, vs. Washington, May 8
Most Runs Allowed:	9, Luis Perdomo, vs. Los Angeles (N.L.), April 18
Most Earned Runs:	7, Luis Perdomo, vs. Los Angeles (N.L.), April 18
Most Home Runs:	4, Eric Lauer, vs. St. Louis, May 11
Most Walks:	6, Bryan Mitchell, at Houston, April 7 (10 innings)
Most Walks (9-inning games):	5, Bryan Mitchell, vs. San Francisco, April 12
	5, Walker Lockett, vs. Cincinnati, June 1
Most Strikeouts:	10, Tyson Ross, at Arizona, April 20
	10, Clayton Richard, vs. St. Louis, May 13
	10, Jordan Lyles, vs. Colorado, May 15
Most Hit-By-Pitch:	1, done 17 times.

Padres Back-to-Back Home Runs

No.	DATE	FINAL SCORE	BATTERS	OPP. PITCHER
2	Apr 9	SD 7 @ COL 6	Clayton Richard/Carlos Asuaje	Jon Gray
1	Mar 30	MIL 8 @ SD 6	Cory Spangenberg/Austin Hedges	Jhoulys Chacin

Padres Walk-Off Wins

No.	DATE	FINAL SCORE	BATTER/RUNNER	ACTION	RBI	OPP. PITCHER
2	May 30	MIA 2 @ SD 3	Hunter Renfroe	E5	0	Brad Ziegler
1	May 12	STL 1 @ SD 2	Eric Hosmer	double	1	Mike Mayers

Padres Pinch-Hit Home Runs

No.	DATE	FINAL SCORE	BATTER	RBI	OPP. PITCHER
2	June 3	CIN 3 @ SD 6	Hunter Renfroe	4	Luis Castillo
1	May 19	SD 6 @ PIT 2	Cory Spangenberg	1	George Kontos

Padres Grand Slams

No.	DATE	FINAL SCORE	BATTER	OPP. PITCHER
1	June 3	CIN 3 @ SD 6	Hunter Renfroe	Luis Castillo

LAST TIME IT HAPPENED...

BY THE PADRES

Home Runs

Inside-the-Park	Everth Cabrera, June 8, 2012 @ MIL
Inside-the-Park (at Petco)	Tony Gwynn Jr., July 17, 2010 vs. ARI
From both sides of the plate	Yangervis Solarte, May 27, 2016 @ ARI
Pinch-hit Grand Slam	Hunter Renfroe, June 3, 2018 vs. CIN
Walk-off Grand Slam	Derek Norris, May 29, 2015 vs. PIT
Homer in first ML at-bat	Eddy Rodriguez, August 2, 2012 @ CIN
Homer by a pitcher	Clayton Richard, April 9, 2018 @ COL
2 HR in one inning (ind.)	None
Three HR game	Christian Villanueva (3), April 3, 2018 vs. COL
Four HR game	None
Back-to-back	Richard/Asuaje, April 9, 2018 @ COL (T4)
3 consecutive HR	Gomez/Henderson/Veras, April 1, 1997 vs. NYM
3 HR, 1 inning	Kemp/Solarte/Norris (T5), May 27, 2016 @ ARI
4 HR, 1 inning	Arias/Henderson/Klesko/Trammell (T3), May 17, 2001 @ NYM
5 HR, one inning	None

AGAINST THE PADRES

Inside-the-Park	JT Riddle, May 29, 2018 vs. MIA (off Makita)
Inside-the-Park (at Petco)	JT Riddle, May 29, 2018 vs. MIA (off Makita)
From both sides of the plate	Yasmani Grandal, April 3, 2017 @ LAD
Pinch-hit Grand Slam	Pat Valaika, Sept. 16, 2017 @ COL
Walk-off Grand Slam	Jeff Mathis, June 30, 2013 @ MIA
Homer in first ML at-bat	Brett Pill, Sept. 6, 2011 vs. SF
Homer by a pitcher	Bartolo Colon, May 7, 2016 vs. NYM
2 HR in one inning (ind.)	Aaron Boone, August 9, 2002 @ CIN (B1)
Three HR game	Andrew McCutchen, July 30, 2017 vs. PIT
Four HR game	None
Back-to-back	Blackmon/LeMahieu, April 2, 2018 vs. COL
4 consecutive HR	Kent/Drew/Martin/Anderson, Sept. 18, 2006 @ LAD
3 HR, 1 inning	Bader/Ozuna/Gyorko (t3), May 11, 2018 @ vs. STL
4 HR, 1 inning	Kent/Drew/Martin/Anderson (B9), Sept. 18, 2006 @ LAD
5 HR, one inning	None

Batting

Hit for the Cycle	Wil Myers, April 10, 2017 @ COL
Five-hit game	Jon Jay, June 6, 2016 vs. SEA
Six-hit game	Adrian González, August 11, 2009 @ MIL
Seven-hit game	None
Two-hits, one inning	Wil Myers (T7), April 24, 2018 @ COL
Six-RBI game	Yangervis Solarte, August 22, 2017 @ STL
Seven-RBI game	Hunter Renfroe, Sept. 27, 2016 vs. LAD
Eight-RBI game	Ken Caminiti, Sept. 19, 1995 vs. COL
Hit into a triple play	Jabari Blash (5-4-3), August 7, 2016 vs. PHI
3 GDP, one game	Yangervis Solarte, Sept. 16, 2015 @ ARI

Hit for the Cycle	Greg Colbrunn, Sept. 18, 2002 vs. ARI
Five-hit game	Nolan Arenado, July 19, 2017 @ COL
Six-hit game	Carlos Martínez, September 4, 2017 vs. STL
Seven-hit game	None
Two-hits, one inning	Lorenzo Cain (T8), June 10, 2017 vs. KC
Seven-RBI game	Nolan Arenado, July 19, 2017 @ COL
Eight-RBI game	Matt Holliday, Sept. 20, 2005 @ COL
Nine-RBI game	None
Hit into a triple play	Ruben Tejada (5-4-3), June 10, 2010 (G2) @ NYM
3 GDP, one game	Tommy Pham, August 24, 2017 @ STL

Pitching

No-Hitter	None
Complete Game	Clayton Richard, August 16 vs. PHI
Complete Game Shutout	Clayton Richard, August 16 vs. PHI
One-Hitter (complete game)	Andrew Cashner, April 11, 2014 vs. DET
10+ Innings Pitched	Bruce Hurst, June 15, 1989 vs. CIN (10.0)
10+ Strikeouts	Jordan Lyles, May 16, 2018 vs. COL (10 SO)
15+ Strikeouts	Jake Peavy, April 25, 2007 vs. ARI (16 SO)
Back-to-Back Shutouts (team)	May 11, 2016 @ CHC & May 12 @ MIL (1-0 and 3-0)
Back-to-Back CG Shutouts (ind.)	Bruce Hurst, May 13-18, 1992
2 Consecutive Complete Games	Brian Lawrence, August 20-25, 2004
3 Consecutive Complete Games	Andy Ashby, May 25-June 4, 1998
Team Back-to-Back CG	Peavy @ ARI, Lawrence @ SF, May 26-27, 2005
Team Back-to-Back CG SHO	Sterling Hitchcock, Kevin Brown vs. MIL, Aug. 14-16, 1998

No-Hitter	(combined), May 4, 2018 vs. LAD *in Monterrey, MX
Complete Game	Carlos Martínez, September 4, 2017 vs. STL
Complete Game Shutout	Carlos Martínez, September 4, 2017 vs. STL
10+ Innings Pitched	Darryl Kile, Sept. 20, 1998 vs. COL (10.0)
10+ Strikeouts	Rich Hill, September 27, 2017 @ LAD (10 SO)
15+ Strikeouts	Stephen Strasburg, May 27, 2017 @ WSH (15 SO)
Back-to-Back Shutouts (team)	Sept. 27 @ LAD & Sept. 29 @ SF (10-0 and 8-0)
Back-to-Back CG Shutouts (ind.)	Oil Can Boyd, May 13-23, 1990
2 Consecutive Complete Games	Johnny Cueto (3 CG), April 26-May 23, 2016
3 Consecutive Complete Games	Johnny Cueto, April 26-May 23, 2016
Team Back-to-Back CG	Madison Bumgarner, Johnny Cueto vs. SF, May 17-18, 2016
Team Back-to-Back CG SHO	David Cone, Bob Ojeda @ NYM, Aug. 29-30, 1988

Miscellaneous

Position Player Pitching	Erick Aybar, June 8, 2017 @ ARI
Three-or-more steals, 1 game	Wil Myers (3 steals), August 16, 2017 vs. PHI
Three-or-more steals, 1 inning	Wil Myers (3 steals), August 16, 2017 vs. PHI
Four-or-more steals, 1 game	Everth Cabrera (4 steals), Sept. 30, 2012 vs. SF
Five-or-more steals, 1 game	Damian Jackson (5 steals), June 28, 1999 vs. COL
Steal of home	Cory Spangenberg (T2), August 26, 2017 @ MIA
Suspended Game at Petco Park	May 7, 2017 vs. LAD (rain)

Position Player Pitching	Bryan Petersen, July 20, 2011 @ FL
Three-or-more steals, 1 game	Paul Goldschmidt (3 steals), October 1, 2017 @ ARI
Three-or-more steals, 1 inning	None
Four-or-more steals, 1 game	Dexter Fowler (5 steals), April 27, 2009 @ COL
Steal of home	Kiké Hernández (B6), April 6, 2017 @ LAD

SD batting vs. ATL pitching

vs. Mike Foltynewicz (starting game three)

Career	BA	OBP	SLG	AB	H	2B	3B	HR	BB	K	RBI
Alex Dickerson	.000	.000	.000	3	0	0	0	0	0	0	0
A.J. Ellis	.000	.000	.000	3	0	0	0	0	0	1	0
Freddy Galvis	.200	.235	.200	15	3	0	0	0	1	3	2
Eric Hosmer	.333	.333	.333	3	1	0	0	0	0	0	0
Travis Jankowski	.333	.333	.333	3	1	0	0	0	0	0	0
Wil Myers	.333	.333	1.333	3	1	0	0	1	0	0	2
Cory Spangenberg	.333	.333	.333	3	1	0	0	0	0	0	0

vs. Sam Freeman

Career	BA	OBP	SLG	AB	H	2B	3B	HR	BB	K	RBI
Carlos Asuaje	.000	.000	.000	1	0	0	0	0	0	1	0
Allen Cordoba	.000	.000	.000	1	0	0	0	0	0	0	1
A.J. Ellis	.000	.000	.000	1	0	0	0	0	0	1	0
Freddy Galvis	.500	.500	.500	4	2	0	0	0	0	0	0
Chase Headley	.333	.333	.333	3	1	0	0	0	0	0	0
Austin Hedges	.500	.500	.500	2	1	0	0	0	0	0	0
Eric Hosmer	.200	.333	.800	5	1	0	0	1	1	0	2
Manuel Margot	.000	.000	.000	1	0	0	0	0	0	0	0
Matt Szczur	.000	.333	.000	2	0	0	0	0	1	0	0

vs. Luiz Gohara

Career	BA	OBP	SLG	AB	H	2B	3B	HR	BB	K	RBI
A.J. Ellis	.000	.000	.000	1	0	0	0	0	0	0	0

vs. Brandon McCarthy

Career	BA	OBP	SLG	AB	H	2B	3B	HR	BB	K	RBI
Carlos Asuaje	.000	.000	.000	1	0	0	0	0	0	1	0
Allen Cordoba	.000	.500	.000	1	0	0	0	0	1	0	0
A.J. Ellis	.200	.200	.200	5	1	0	0	0	0	2	1
Freddy Galvis	.500	.500	.500	6	3	0	0	0	0	0	0
Chase Headley	.357	.400	.357	14	5	0	0	0	1	1	1
Eric Hosmer	.353	.421	.529	17	6	3	0	0	2	2	1
Travis Jankowski	.333	.429	.333	6	2	0	0	0	1	2	1
Manuel Margot	.000	.000	.000	4	0	0	0	0	0	2	0
Wil Myers	.133	.133	.533	15	2	0	0	2	0	5	3
Luis Perdomo	.000	.000	.000	2	0	0	0	0	0	1	0
Hunter Renfroe	.500	.500	.500	2	1	0	0	0	0	0	0
Tyson Ross	.600	.500	.600	5	3	0	0	0	0	2	1

vs. A.J. Minter

Career	BA	OBP	SLG	AB	H	2B	3B	HR	BB	K	RBI
Freddy Galvis	.000	.000	.000	1	0	0	0	0	0	1	0

vs. Peter Moylan

Career	BA	OBP	SLG	AB	H	2B	3B	HR	BB	K	RBI
A.J. Ellis	.000	.000	.000	1	0	0	0	0	0	0	0
Chase Headley	.250	.250	.250	8	2	0	0	0	0	1	2
Austin Hedges	.000	.000	.000	1	0	0	0	0	0	1	0
Wil Myers	.000	.000	.000	1	0	0	0	0	0	1	0
Jose Pirela	.000	.000	.000	1	0	0	0	0	0	0	0
Hunter Renfroe	.000	.000	.000	1	0	0	0	0	0	1	0

vs. Sean Newcomb (starting game two)

Career	BA	OBP	SLG	AB	H	2B	3B	HR	BB	K	RBI
Carlos Asuaje	.667	.667	.667	3	2	0	0	0	0	1	0
A.J. Ellis	.000	.000	.000	2	0	0	0	0	0	0	0
Freddy Galvis	.375	.375	.500	8	3	1	0	0	0	0	1
Manuel Margot	.000	.000	.000	3	0	0	0	0	0	2	0
Wil Myers	.667	.667	1.000	3	2	1	0	0	0	0	0
Jose Pirela	.333	.333	.667	3	1	1	0	0	0	1	0
Hunter Renfroe	.000	.000	.000	3	0	0	0	0	0	2	0
Cory Spangenberg	.500	.667	.500	2	1	0	0	0	1	0	0

vs. Anibal Sanchez

Career	BA	OBP	SLG	AB	H	2B	3B	HR	BB	K	RBI
Carlos Asuaje	.500	.500	1.000	2	1	1	0	0	0	1	0
Franchy Cordero	.000	.000	.000	2	0	0	0	0	0	0	0
Allen Cordoba	-	1.000	-	0	0	0	0	0	0	0	0
A.J. Ellis	-	.500	-	0	0	0	0	0	1	0	2
Freddy Galvis	.167	.167	.333	6	1	1	0	0	0	3	2
Chase Headley	.111	.333	.111	9	1	0	0	0	2	3	1
Austin Hedges	.000	.000	.000	2	0	0	0	0	0	0	0
Eric Hosmer	.349	.404	.535	43	15	5	0	1	4	5	7
Dinelson Lamet	.000	.000	.000	1	0	0	0	0	0	0	0
Wil Myers	.000	.000	.000	2	0	0	0	0	0	0	1
Jose Pirela	.333	.333	.667	3	1	1	0	0	0	2	0
Hunter Renfroe	.000	.000	.000	3	0	0	0	0	0	0	0
Cory Spangenberg	.000	.000	.000	2	0	0	0	0	0	1	0

vs. Julio Teheran (starting game one)

Career	BA	OBP	SLG	AB	H	2B	3B	HR	BB	K	RBI
Alex Dickerson	.000	.000	.000	3	0	0	0	0	0	0	0
A.J. Ellis	.286	.500	.429	7	2	1	0	0	3	1	1
Freddy Galvis	.333	.389	.424	33	11	1	1	0	3	3	1
Brad Hand	.000	.000	.000	2	0	0	0	0	0	1	0
Chase Headley	.500	.556	1.250	8	4	0	0	2	1	2	5
Austin Hedges	.200	.200	.200	5	1	0	0	0	0	1	0
Eric Hosmer	1.000	1.000	1.000	1	1	0	0	0	2	0	0
Travis Jankowski	.500	.667	.500	4	2	0	0	0	2	2	0
Manuel Margot	.333	.333	.333	3	1	0	0	0	0	1	1
Wil Myers	.231	.286	.692	13	3	0	0	2	1	2	2
Hunter Renfroe	.000	.000	.000	3	0	0	0	0	0	1	0
Tyson Ross	.000	.000	.000	2	0	0	0	0	0	2	0
Cory Spangenberg	.000	.000	.000	3	0	0	0	0	0	0	0
Craig Stammen	.000	.000	.000	1	0	0	0	0	0	1	0

vs. Arodys Vizcaino

Career	BA	OBP	SLG	AB	H	2B	3B	HR	BB	K	RBI
Carlos Asuaje	.000	.000	.000	1	0	0	0	0	0	1	0
Allen Cordoba	-	1.000	-	0	0	0	0	0	2	0	0
A.J. Ellis	.000	.000	.000	1	0	0	0	0	0	1	0
Freddy Galvis	.333	.333	.833	6	2	0	0	1	0	4	2
Austin Hedges	.333	.333	1.333	3	1	0	0	1	0	1	2
Travis Jankowski	-	1.000	-	0	0	0	0	0	1	0	0
Wil Myers	.500	.500	.500	2	1	0	0	0	0	0	1
Hunter Renfroe	.500	.500	.500	2	1	0	0	0	0	1	0
Matt Szczur	.000	.000	.000	1	0	0	0	0	0	0	0

vs. Dan Winkler

Career	BA	OBP	SLG	AB	H	2B	3B	HR	BB	K	RBI
Freddy Galvis	.000	.000	.000	1	0	0	0	0	0	1	0

SD pitching vs. ATL batting

vs. Robbie Erlin

Career	BA	OBP	SLG	AB	H	2B	3B	HR	BB	K	RBI
Peter Bourjos	.000	.000	.000	2	0	0	0	0	0	1	0
Charlie Culberson	.000	.000	.000	1	0	0	0	0	0	0	0
Freddie Freeman	1.000	1.000	2.000	3	3	0	0	1	0	0	1
Phil Gosselin	.333	.333	.667	3	1	1	0	0	0	0	0
Ender Inciarte	.333	.333	1.000	3	1	0	1	0	0	1	0

vs. Brad Hand

Career	BA	OBP	SLG	AB	H	2B	3B	HR	BB	K	RBI
Tyler Flowers	.000	.000	.000	1	0	0	0	0	0	0	0
Freddie Freeman	.200	.294	.200	15	3	0	0	0	2	4	2
Phil Gosselin	.333	.333	.500	6	2	1	0	0	0	1	1
Ender Inciarte	.200	.273	.200	10	2	0	0	0	1	0	0
Nick Markakis	.000	.000	.000	10	0	0	0	0	0	5	0
Chris Stewart	.200	.200	.200	5	1	0	0	0	0	0	0
Julio Teheran	.333	.333	.333	3	1	0	0	0	0	0	0

vs. Phil Hughes

Career	BA	OBP	SLG	AB	H	2B	3B	HR	BB	K	RBI
Peter Bourjos	.200	.200	.200	5	1	0	0	0	0	1	0
Ryan Flaherty	.286	.286	.714	7	2	0	0	1	0	1	1
Tyler Flowers	.231	.286	.231	13	3	0	0	0	1	7	0
Freddie Freeman	.500	.500	2.000	2	1	0	0	1	0	0	2
Ender Inciarte	.250	.250	.250	4	1	0	0	0	0	1	0
Nick Markakis	.315	.339	.481	54	17	3	0	2	2	7	7
Kurt Suzuki	.125	.200	.125	8	1	0	0	0	0	2	1
Preston Tucker	1.000	1.000	1.000	1	1	0	0	0	0	0	0

vs. Jordan Lyles (starting game two)

Career	BA	OBP	SLG	AB	H	2B	3B	HR	BB	K	RBI
Peter Bourjos	.250	.400	.250	4	1	0	0	0	0	2	0
Tyler Flowers	.000	.667	.000	1	0	0	0	0	2	0	0
Freddie Freeman	.333	.333	.500	6	2	1	0	0	0	0	0
Phil Gosselin	.000	.000	.000	2	0	0	0	0	0	0	0
Ender Inciarte	.273	.333	.273	11	3	0	0	0	1	0	0
Nick Markakis	.000	.000	.000	2	0	0	0	0	0	0	1
Chris Stewart	.000	.000	.000	2	0	0	0	0	0	0	0

vs. Bryan Mitchell

Career	BA	OBP	SLG	AB	H	2B	3B	HR	BB	K	RBI
Ryan Flaherty	.500	.667	1.000	2	1	1	0	0	1	0	1
Tyler Flowers	.500	.500	1.000	2	1	1	0	0	0	1	0
Nick Markakis	.000	.000	.000	1	0	0	0	0	0	0	0
Chris Stewart	1.000	1.000	1.000	1	1	0	0	0	0	0	0
Kurt Suzuki	1.000	1.000	1.000	1	1	0	0	0	0	0	0

vs. Clayton Richard (starting game one)

Career	BA	OBP	SLG	AB	H	2B	3B	HR	BB	K	RBI
Freddie Freeman	.444	.500	.556	9	4	1	0	0	1	1	4
Phil Gosselin	.400	.500	.400	5	2	0	0	0	1	0	1
Ender Inciarte	.500	.500	.500	4	2	0	0	0	0	0	1
Nick Markakis	.375	.333	.500	8	3	1	0	0	0	1	4
Chris Stewart	.000	.111	.000	8	0	0	0	0	1	0	0
Kurt Suzuki	.000	.000	.000	6	0	0	0	0	0	1	0
Dansby Swanson	.333	.333	.333	3	1	0	0	0	0	0	1

vs. Tyson Ross

Career	BA	OBP	SLG	AB	H	2B	3B	HR	BB	K	RBI
Peter Bourjos	.143	.143	.143	7	1	0	0	0	0	0	1
Ryan Flaherty	.000	.000	.000	2	0	0	0	0	0	0	0
Tyler Flowers	.000	.000	.000	2	0	0	0	0	0	0	0
Freddie Freeman	.250	.333	.250	8	2	0	0	0	1	2	0
Phil Gosselin	.000	.000	.000	1	0	0	0	0	0	1	0
Ender Inciarte	.375	.412	.438	16	6	1	0	0	1	4	0
Nick Markakis	.625	.667	.625	8	5	0	0	0	3	0	2
Brandon McCarthy	.000	.000	.000	4	0	0	0	0	0	2	0
Chris Stewart	.000	.000	.000	6	0	0	0	0	0	2	0
Kurt Suzuki	.000	.400	.000	3	0	0	0	0	2	0	0
Julio Teheran	.500	.500	.500	2	1	0	0	0	0	1	0

vs. Craig Stammen

Career	BA	OBP	SLG	AB	H	2B	3B	HR	BB	K	RBI
Peter Bourjos	.000	.000	.000	1	0	0	0	0	0	0	0
Charlie Culberson	.000	.000	.000	1	0	0	0	0	0	0	0
Ryan Flaherty	.000	.000	.000	1	0	0	0	0	0	0	0
Tyler Flowers	.000	.000	.000	1	0	0	0	0	0	0	0
Freddie Freeman	.222	.222	.667	9	2	1	0	1	0	0	1
Phil Gosselin	.000	.000	.000	2	0	0	0	0	0	1	0
Ender Inciarte	1.000	1.000	4.000	1	1	0	0	1	0	0	2
Nick Markakis	.600	.600	.800	5	3	1	0	0	0	0	1
Anibal Sanchez	.000	.000	.000	2	0	0	0	0	0	2	0
Chris Stewart	.000	.250	.000	3	0	0	0	0	1	1	0
Kurt Suzuki	.000	.000	.000	1	0	0	0	0	0	1	0
Dansby Swanson	.000	.000	.000	1	0	0	0	0	0	1	0
Julio Teheran	.000	.000	.000	2	0	0	0	0	0	0	0

vs. Matt Strahm

Career	BA	OBP	SLG	AB	H	2B	3B	HR	BB	K	RBI
Peter Bourjos	.000	.000	.000	1	0	0	0	0	0	1	0
Kurt Suzuki	.000	.000	.000	1	0	0	0	0	0	0	0

vs. Kirby Yates

Career	BA	OBP	SLG	AB	H	2B	3B	HR	BB	K	RBI
Peter Bourjos	.000	.000	.000	1	0	0	0	0	0	1	0
Ryan Flaherty	.167	.167	.667	6	1	0	0	1	0	4	1
Ender Inciarte	.000	.000	.000	1	0	0	0	0	0	1	0
Nick Markakis	.000	.000	.000	3	0	0	0	0	0	1	0