



SAN DIEGO PADRES 2018 GAME NOTES

San Diego Padres (65-95) vs. Arizona Diamondbacks (81-79)
Saturday, September 29, 2018 • 5:40 p.m. PST • Petco Park • San Diego, CA
RHP Jacob Nix (2-4, 6.81) vs. RHP Zack Godley (14-11, 4.75)
Game 161 • Home Game 80 • [FM 97.3](#) • [XEMO 860](#) • [FSSD](#)

[padrespressbox](#) [@PadresPR](#) [@Padres](#) [padres](#) San Diego Padres [Padres pronunciations](#)

HAPPY 28TH The Padres bested the Arizona Diamondbacks 3-2 in a 15-inning marathon last night...it was the 5th game this season in which the Padres surpassed the 200-pitch mark (threw 204 pitches last night)...the contest last 5 hours and 2 minutes, and **Freddy Galvis'** walk-off double in the 15th was his 1st walk-off hit in a Padre uniform...it was the Friars 2nd walk-off win in September (also: Sept. 17 vs. TEX) and their 4th since the beginning of August...in his last start of his rookie campaign, **Eric Lauer** worked 6.1 innings and allowed just 1 run (unearned) on 7 hits, 6 strikeouts and just 1 bb...he finished his 1st ML season with a 6-7 record and a 4.34 ERA (54 er, 112.0 ip).

YOU'RE ABOUT TO BE NIXED This season, rookie **Jacob Nix** has relied on 5 pitches: four seamer (62.9%), curve (20.7%), changeup (12.8%), slider (3.4%) and cutter (0.2%)...Nix is in search of his 1st winning decision since Aug. 28 vs. SEA and his 1st win vs. a division opponent (has gone 0-4 with a 12.21 ERA vs. NL West opposition).

ROOKIE STARTERS Padres rookies have made 65 starts (Nix's will be 66), which is the 3rd-most in the majors behind MIA's 71 and TB's 70 rookie starts...they've also worked 314.0 innings this season (3rd-most behind KC's 330.1 and MIA's 353.1 ip)... after **Eric Lauer's** start last night, he and **Joey Lucchesi** became the 1st pair of Padres rookies to surpass the 100-strikeout mark in the same season since Bob Shirley and Bob Owchinko in 1977...SD rookie starters have amassed a total of 286 SO, the 2nd-most behind MIA's 326 SO.

VS. ARIZONA In tonight's game, the Padres look to claim their first series against the D-Backs this season, having lost 3 and tied 2 series for a 5-11 overall record in '18... SD's last series win opposite ARI came on Sept. 18-20, 2017, and they intend to improve their record against their desert foe @ Petco Park, having gone just 2-6 opposite them in San Diego.

VS. GODLEY Friars with notable numbers vs. opposing starter, **Zack Godley: Wil Myers** (.421, 8-for-19 with 1 2b, 1 3b, 1 hr and 2 bb), **Hunter Renfro** (.313, 5-for-16 with 2 2b and 1 bb) and **Franmil Reyes** (.667, 2-for-3 with 2 hr).

WORKHORSES The Padres bullpen combined for 8.2 innings last night, the 2nd-most they've thrown in a game this season (most: 11.0 ip on July 8 @ ARI)...the SD bullpen's 626.0 innings they've thrown in all of 2018 lead the National League, and their 250.1 ip since the All-Star break also lead the NL.

OUR MAIN MAN FREDDY **Freddy Galvis** has 49 XBH hits this year, tying his career high in 2016...he's the 1st Padre SS to have 49+ XBH since Khalil Greene had 74 in 2007...his .462 clip in his last 9 games since Sept. 18 (18-for-39) leads the NL, and his 8 extra-base hits since then tie with MIL's Christian Yelich for the most in the NL... Galvis has hit in 5-straight games (.455, 10-for-22) and also in 11 of his last 12 games, batting .440 (22-for-50) with 7 2b, 1 3b and 2 hr.

FROM THE CORNER OF TONY GWYNN DR. & TREVOR HOFFMAN WAY Yesterday, the Padres and City of San Diego unveiled the newly dubbed "Trevor Hoffman Way" street sign at the intersection of Park Blvd and Tony Gwynn Drive...representatives from the Padres were joined by Mayor **Kevin Faulconer** and Councilmembers **Chris Ward** and **Mark Kersey** for the proclamation ceremony.

THIS DATE IN PADRES HISTORY On Sept. 29, 1996, **Chris Gwynn** hit a pinch-hit, 2-run double in the top of the 11th to break up a scoreless tie...the Padres 2-0 win @ Dodger Stadium gave the Padres their second National League West title... **Tony Gwynn** calls his brother's division-winning hit the "biggest thrill" of his career...also, on Sept. 29, 1998, the Padres defeated Houston 2-1 in the opening game of the National League Division Series at the Astrodome...RHP **Kevin Brown** struck out a Padres' record 16 in 8 innings in a pitching duel with **Randy Johnson**...**Trevor Hoffman** got the save.

Padres at a glance...

Overall Record.....	65-95
NL West Standing.....	(-25.0, 5th)
Home.....	30-49
Road.....	35-46
Day.....	19-28
Night.....	46-67
Current Streak.....	W2
All-Time Record.....	3,676-4,296-2
All-Time at Home.....	1,990-1,997-1
All-Time at Petco Park.....	621-592
All-Time on Road.....	1,686-2,299-1
2018 vs. ARI.....	6-11
2018 vs. ARI at home.....	2-6
2018 vs. ARI on road.....	4-5
All-Time vs. ARI.....	173-199
All-Time vs. ARI at home.....	106-80
All-Time vs. ARI on road.....	67-119

Padres record when...

March.....	0-3
April.....	10-17
May.....	15-13
June.....	12-15
July.....	5-20
August.....	12-15
September.....	11-12
Vs. LHSP.....	18-37
Vs. RHSP.....	47-58
Series Opener.....	19-33
Series Opener at Home.....	5-21
Series Opener on Road.....	14-12
By Series.....	14-30-7
By Home Series.....	7-15-3
By Road Series.....	7-15-4
Rubber Games.....	8-12
Sweeps/Were Swept.....	2-9
Scored First.....	43-26
Opponent Scored First.....	22-69
1-run games.....	21-20
1 or 2 run games.....	30-36
Comeback Wins.....	30-36
Last AB Wins.....	13-19
Walkoff Wins.....	6-7
Extra Innings.....	4-11
Led After 6.....	46-6
Led After 7.....	50-6
Led After 8.....	52-5
Tied After 6.....	12-10
Tied After 7.....	11-8
Tied After 8.....	9-9
Behind After 6.....	7-79
Behind After 7.....	4-80
Behind After 8.....	4-80
Division Games.....	27-47
Vs. Other Divisions.....	38-48
Vs. A.L. Teams.....	7-13
Vs. N.L. Teams.....	58-82
Vs. A.L. West.....	7-13
Vs. N.L. East.....	15-17
Vs. N.L. Central.....	16-18
Vs. N.L. West.....	27-47
Hit 0 HR.....	14-43
Hit 1+ HR.....	51-52
Hit 2+ HR.....	29-15
Scored 3 or Fewer Runs.....	17-66
Scored 4 or More Runs.....	48-29
Scored 5 or More Runs.....	39-9
Allowed 3 or Fewer Runs.....	48-12
Allowed 4 or More Runs.....	17-83
Allowed 5 or More Runs.....	9-67
More Hits than Opponent.....	44-14
Fewer Hits than Opponent.....	16-72
Committed No Errors.....	45-44
Committed 1 or More Errors.....	20-51
Before All-star Game.....	40-59
After All-star Game.....	25-36
Starter Goes at least 5 inn.....	58-56
Starter Goes at least 6 inn.....	30-24
Starter Goes at least 7 inn.....	11-7

Upcoming schedule and probable starters

Day	Date	Time (PST)	Opp.	Padres starter	Opposing starter	Television
Sun	9/30	12:10 p.m.	vs. ARI	LHP Joey Lucchesi (8-9, 4.14)	LHP Robbie Ray (6-2, 3.91)	FSSD

STARTING PITCHER NOTES

#63 RHP Jacob Nix (2-4, 6.81)

@jakenix33

YOU'RE ABOUT TO BE NIXED: 22-year-old RHP **Jacob Nix** is set to make his 9th and final start of the 2018 campaign tonight against the Arizona Diamondbacks...it will be his 2nd career start against Arizona (0.2 IP, 5 H, 5 ER on 8/16 at Petco).

LAST TIME OUT: In his last start on 9/22 at LAD, he allowed a career-high-tying 6 earned runs in the Padres' 7-2 loss in his first career start at Dodger Stadium.

THE TALE OF THE TAPE: In the first inning, he's surrendered a .353 (12-for-34) average...in innings 2-4, he's limited the opposition to a .247 clip (18-for-74)...the third time through the lineup, opposing hitters are hitting .333 (11-for-33).

STATCASTED: Has relied on five pitches: four seamer (62.9%), curve (20.7%), changeup (12.8%), slider (3.4%) and Cutter (0.2%)..his fastball averages at 92.9 mph.

BE SUPPORTIVE: Nix has received three runs of support or more on just two occasions (9/2 vs. COL and 9/9 at CIN)...among all ML rookies who have made at least eight starts, his 15 total runs of support and his 3.52 run support average (runs scored while he's in the game) are the third-fewest.

SPLIT IT UP: In his seven starts, lefties are hitting .314 and righties are hitting .290.

PUT THE NAIL IN THE COFFIN: When Nix has two strikes on a batter, opposing hitters have a .239 clip (ML average in such scenarios is .173).

GET THE FIRST GUY: When facing the first batter of an inning, opposing batters are hitting .293 (12-for-41) with three doubles, two home runs and nine strikeouts.

A LITTLE SOMETHING WE CALL EFFICIENCY: On Aug. 28 vs. SEA, Nix tossed 8.1 IP of one-run ball on eight hits with no strikeouts and no walks, tossing just 79 pitches.

- He became the second Padres pitcher in club history to work 8.1-or-more innings and not fan a single batter or allow a walk (first being **Randy Jones** on May 30, 1976 when he worked 10.0 innings in a complete game win vs. SF).
- Became the sixth pitcher since 2000 to work at least 8.0 innings without recording a strikeout or a walk (also: Porcello, Lohse, Hunter, Verlander and Pineiro).

HAVE A DEBUT: Nix had his contract selected from El Paso (AAA) on August 10 vs. PHI, becoming the 13th Padre to make their ML Debut this season and the fifth to do so as a starting pitcher.

- Became the first Padre to toss 6.0-or-more scoreless innings in his debut since **Odrisamer Despaigne** on June 23, 2014 @ SF (7.0 innings).

Jacob's 2018 Day-By-Day

Date/Opp.	Dec.	ERA	IP	H	R	ER	BB	SO	HR	PIT
8/10 vs. PHI	W (1-0)	0.00	6.0	4	0	0	2	4	0	88
8/16 vs. ARI	L (1-1)	6.75	0.2	5	5	5	2	1	1	42
8/22 @ COL	L (1-2)	6.17	5.0	5	3	3	1	2	0	96
8/28 vs. SEA	W (2-2)	4.05	8.1	8	1	1	0	0	1	79
9/2 vs. COL	L (2-3)	4.85	6.0	5	5	5	2	4	0	84
9/9 @ CIN	ND	6.00	4.0	7	6	6	2	5	1	78
9/16 vs. TEX	ND	5.75	6.0	7	3	3	1	3	2	80
9/22 at LAD	L (2-4)	6.81	2.1	6	6	6	0	2	2	46

'18 Summary

Record/ERA:..... 2-4, 6.81 ERA (29 er, 38.1 ip), 8 g (8 gs)
vs. LHB:314(27-for-86), 5 hr
vs. RHB:290 (20-for-69), 2 hr
HOME: 2-2, 4.67 ERA (14 er, 27.0 ip)
ROAD: 0-2, 11.91 ERA (15 er, 11.1 ip)

HIGHS	2018 Season Highs	Career Highs
innings.....	8.1, 8/28 vs. SEA	8.1, 8/28 vs. SEA
runs.....	6 (2x), last: 9/22 at LAD	6 (2x), last: 9/22 at LAD
earned runs.....	6 (2x), last: 9/22 at LAD	6 (2x), last: 9/22 at LAD
hits.....	8, 8/28 vs. SEA	8, 8/28 vs. SEA
walks.....	2 (4x), last: 9/9 at CIN	2 (4x), last: 9/9 at CIN
strikeouts.....	5, 9/9 at CIN	5, 9/9 at CIN

Jacob vs. ARI

Career: 0-1, 67.50 ERA (5 ER, 0.2 IP), 1 G (1 GS)
2018: 0-1, 67.50 ERA (5 ER, 0.2 IP), 1 G (1 GS)
Petco Park: 0-1, 67.50 ERA (5 ER, 0.2 IP), 1 G (1 GS)
Chase Field: no appearances

TEXAS LEAGUE GRADUATE: Has spent the bulwark of this season with San Antonio (AA), going 2-3 with a 2.05 ERA (12 ER, 52.2 IP) with 41 strikeouts against nine walks across his nine outings (all starts).

- Allowed three earned runs or less in all nine of his Double-A outings, including two earned runs or less in seven outings and one or less in six...also ranked second in the Texas League in ERA (2.05) and fifth in opponent average (.211), minimum nine games started.

QUICK STINT: Promoted to El Paso on August 4 vs. Round Rock, tossing 6.0-shutout IP of five-hit ball, striking out three and walking none...he lowered his ERA to 1.84 on the season across his 10 combined starts...the only time his ERA sat above 2.00 was prior to his final Double-A start, when it was 2.05.

A TASTE OF THE POSTSEASON: Made one start during the 2017 postseason for both San Antonio (AA) and El Paso (AAA)...made his first career postseason start and tossed 7.0 IP of three-run ball (two earned) in the Missions' 4-1 loss on Sept. 10 vs. Midland in Game 5 of the Texas League semifinals...was promoted to El Paso on Sept. 16 vs. Memphis and started Game 4 of the PCL championship series that same day, earning the win to force Game 5 behind 6.2 IP of one-run ball in El Paso's 5-1 victory.

TOMORROW'S STARTER — #37 LHP Joey Lucchesi (8-9, 4.14) — joeyfuego23

LET'S GET FUEGO: LHP **Joey Lucchesi** is set to make the 26th start of his career and 6th of the season against the Diamondbacks...he is 0-5 with a 6.85 ERA (18 ER, 23.2 IP) in his five career starts against Arizona.

- His last time out on 9/23 at LAD, he allowed a career-high seven earned runs in the Padres' 14-0 defeat.
- Along with LHP **Eric Lauer** this season, is one of just 20 rookies to have reached the 20-start plateau in Padres franchise history...prior to **Dinelson Lamet** (2017) and **Luis Perdomo** (2016), the most recent Friar rookie arm to do so was Justin Germano in 2007.

BULLPEN NOTES

#54 Colten Brewer • LHP coltenbrewer_54  **1-0, 6.23 ERA, 0 SV, 0 SVO, 10 APP.**

last outing: 9/28 vs. ARI (2.0 ip, 2 bb, 2 so)

vs. LHB: .368 (7-19) • **vs. RHB:** .368 (7-19)

season-high ip: 2.0 (9/28 vs. ARI)

current scoreless streak: 2.0 IP (1 g)

- Earned his first career win yesterday and tossed a career high 2.0 IP.
- Has held opponents scoreless in seven of his 10 appearances to begin his ML career.
- Pitched to a 3-4 record and a 3.75 ERA in 37 games for El Paso this year with 63 strikeouts against 15 walks.
- Has relied on four pitches this season: Cutter (64.4%), Curve (22%), Four Seamer (8.5%), Slider (5.1%).

#65 José Castillo • LHP 65josecastillo  **2-3, 3.38 ERA, 0 SV, 1 SVO, 36 APP.**

last outing: 9/26 at SF (0.2 ip, 3 h, 2 r, 2 er, bb, 2 so, hr)

vs. LHB: .136 (6-44) • **vs. RHB:** .193 (17-88)

season-high ip: 2.0 (2x, last: 7/30 vs. SF)

current scoreless streak: 0.0 IP (0 g)

- Has allowed one earned run in three games and 4.0 IP vs. ARI (2.25)...owns a 1.80 ERA in 15 games vs. the NL West.
- Opponents are hitting just .174 (23-for-132) against him this season and .207 (6-for-29) with RISP.
- This season, he's relied on two primary pitches: four seamer (54.8%) and slider (44.9%).

#43 Miguel Diaz • RHP **1-0, 4.82 ERA, 0 SV, 0 SVO, 11 APP.**

last outing: 9/28 vs. ARI (1.0 ip, h, r, er, 2 bb)

vs. LHB: .188 (6-32) • **vs. RHB:** .256 (10-39)

season-high ip: 2.0 (6x, last: 9/26 at SF)

current scoreless streak: 0.0 IP (0 g)

- Earned his second career win on Wednesday and his first since April 10, 2017 at COL.
- Has tossed 2.0 innings in six of his 11 outings this year and has recorded three-or-more strikeouts in seven of those games.
- Opponents are hitting .143 (3-for-21) with RISP and .077 (1-for-13) with RISP/2 out.
- This year, he's relied on five pitches: Four Seamer (53.6%), Slider (23.9%), Changeup (20.5%), Sinker (1.7%), Curve (0.3%).

#53 Kazuhisa Makita • RHP k.makita_53  **0-1, 5.73 ERA, 0 SV, 0 SVO, 26 APP.**

last outing: 9/23 at LAD (2.0 ip, 2 so)

vs. LHB: .286 (16-56) • **vs. RHB:** .214 (15-70)

season-high ip: 3.1 (8/16 vs. ARI)

current scoreless streak: 6.1 IP (3 g)

- Sunday, made his first appearance since Aug. 16 vs. ARI...NL West opponents are hitting just .191 (17-for-89) against him.
- Posted a 1-1 record and a 3.76 ERA in 24 games for El Paso this season.
- His average pitch velocity of 77.4 mph is the second-slowest among major league pitchers (min. 200 pitches).
- This year, he's relied on five pitches: four seamer (65.3%), slider (17.8%), sinker (10.3%), curve (4.2%) and changeup (2.3%).

#88 Phil Maton • RHP **0-2, 4.37 ERA, 0 SV, 1 SVO, 44 APP.**

last outing: 9/28 vs. ARI (1.0 ip, bb, 2 so)

vs. LHB: .253 (22-87) • **vs. RHB:** .283 (28-99)

season-high ip: 2.2 (2x, 4/11 at COL)

current scoreless streak: 1.0 IP (1 g)

- Owns a 2.72 ERA (15 ER, 49.2 IP) in 47 career games at home with 54 strikeouts against 19 walks.
- Has allowed runners to score in seven of his last 11 games since Aug. 18 (8.25 ERA)...had held opponents scoreless in 9 of his previous 12 outings from July 23-Aug. 16 (3.27 ERA).
- This year, has relied on two primary pitches this season: four seamer (61.5%) and slider (38.5%)...leads the Padres with an average spin rate of 2634 RPM (min. 200 pitches thrown).

#34 Craig Stammen • RHP @cstammen35  **8-3, 2.77 ERA, 0 SV, 5 SVO, 72 APP.**

last outing: 9/28 vs. ARI (1.0 ip, h)

vs. LHB: .250 (33-132) • **vs. RHB:** .201 (32-159)

season-high ip: 2.0 (10x, last: 9/25 at SF)

current scoreless streak: 3.0 IP (2 g)

- Is 1-0 in seven games vs. ARI this season with a 2.16 ERA (2 ER, 8.1 IP) while limiting D-backs hitters to a .219 clip.
- Has held opponents scoreless in 26 of his last 31 games, posting a 2.41 ERA, a .182 opponent's average and a 10.96 SO/9.
- His eight wins are the most by a Padres reliever in a single season since Scott Linebrink also tallied eight wins in 2005.
- This season, he's relied on four primary pitches: Sinker (67.2%), Slider (20.7%) and Curve (10.9%) and four seamer (1.1%).

#66 Robert Stock • RHP @robertstock6  stockrobert21  **1-1, 2.50 ERA, 0 SV, 1 SVO, 32 APP.**


last outing: 9/28 vs. ARI (0.2 ip, bb)

vs. LHB: .282 (20-71) • **vs. RHB:** .215 (17-79)

season-high ip: 3.0 (2x, last: 8/30 vs. COL)

current scoreless streak: 0.2 IP (1 g)

- Owns a 2.08 ERA (5 ER, 21.2 IP) in 18 games vs. the NL West and a 2.08 ERA (2 ER, 8.2 IP) in six games vs. ARI.
- Has allowed one-or-fewer earned runs in 29 of his 32 appearances...has pitched to a 1.50 ERA (6 ER, 36.0 IP) over his last 27 games.
- Relies upon three pitches: Four Seamer (58.8%), Slider (37.4%), Changeup (3.6%)...his fastball has averaged at 97.5 mph, while opponents are hitting just .119 (5-for-42) against his slider.

#55 Matt Strahm • LHP @mattstrahm  mattstrahm  **3-4, 1.96 ERA, 0 SV, 0 SVO, 40 APP.**

last outing: 9/26 at SF (0.1 ip)


vs. LHB: .246 (15-61) • **vs. RHB:** .151 (23-152)

season-high ip: 3.1 (6/23 at SF)


current scoreless streak: 6.1 IP (6 g)

- Owns a 1.64 ERA (2 ER, 11.0 IP) in eight games at home vs. the NL West with 17 strikeouts against just four walks.
- Holding opponents to a .178 batting average on the season and a .163 clip with runners on base.
- In 24 games since July 8, he's pitched to a 1.15 ERA (4 ER, 31.1 IP) while limiting opponents to a .043/.115/.087 mark with RISP.
- This year, has relied on four pitches: Four Seamer (57.8%), Slider (15.3%), Changeup (14.4%), Curve (12.4%).



BULLPEN NOTES CONTINUED...

#40 Rowan Wick • RHP @rowanwick  **0-1, 6.48 ERA, 0 SV, 0 SVO, 10 APP.**
last outing: 9/28 vs. ARI (1.0 ip, so) **vs. LHB:** .278 (5-18) • **vs. RHB:** .421 (8-19)
season-high ip: 1.1 ip (9/7 at CIN) **current scoreless streak:** 1.0 IP (1 g)



- Opponents are hitting just .176 in five games against him at Petco Park (0.00 ERA in 4.2 IP).
- Has held opponents scoreless in eight of his 10 appearances to begin his ML career.
- Has relied on four pitches this year: four seamer (75.2%), slider (13.5%), curve (9%) and sinker (1.5%).

#57 Brad Wieck • LHP wieckbrad  **0-0, 1.29 ERA, 0 SV, 0 SVO, 5 APP.**
last outing: 9/28 vs. ARI (1.0 ip, h, 3 so) **vs. LHB:** .083 (1-12) • **vs. RHB:** .167 (2-12)
season-high ip: 2.0 IP (2x, last: 9/22 at LAD) **current scoreless streak:** 2.0 IP (2 g)

- Has allowed just one earned run in five appearances to begin his ML career, posting a 12.86 SO/9 ratio in that time.
- Opponents have gone just 3-for-24 (.125) against him.
- Made his MLB debut on Sept. 14 vs. TEX, tossing a perfect eighth inning.
- Has relied on three pitches: Four Seamer (65.6%), Slider (32.3%), Changeup (2.2%)

#58 Trey Wingenter • RHP @treying16  treying_16  **0-0, 4.08 ERA, 0 SV, 2 SVO, 21 APP.**
last outing: 9/26 at SF (1.0 ip, h, so) **vs. LHB:** .172 (5-29) • **vs. RHB:** .229 (8-35)
season-high ip: 1.1 (8/16 vs. ARI) **current scoreless streak:** 2.0 IP (2 g)

- Owns a 13.25 SO/9 ratio and a 68.7 first-pitch strike percentage.
- Opponents are hitting .203 (13-for-64) against him this season and .179 (7-for-39) with no one on base.
- This year, has relied on three primary pitches: four seamer (67.9%), slider (30.5%) and sinker (1.3%).

#39 Kirby Yates • RHP @kauaikirby39  kirbskauai  **5-3, 2.03 ERA, 12 SV, 13 SVO, 64 APP.**
last outing: 9/28 vs. ARI (1.0 ip, 3 so) **vs. LHB:** .230 (23-100) • **vs. RHB:** .138 (17-123)
season-high ip: 2.0 (3x, last: 7/30 at SF) **current scoreless streak:** 2.1 IP (3 g)

- Earned his 12th save of the season on Wednesday and has earned the save in eight of his last 15 games.
- His six saves since September 9 lead NL pitchers and are tied for third-most in MLB...owns a 2.16 ERA (2 ER, 8.1 IP) in that time with a 15.12 SO/9 ratio.
- Limiting opponents to a .179 batting average on the season and a .119 clip with RISP.
- This year, has relied on three pitches: Four Seamer (58.4%), Split Finger (36.2%), Slider (5.5%)

BATTING NOTES

#17 A.J. Ellis • C • R/R @ajellis17 

last game: 0-1 (ph)

Series @ SF: 0-2 • Past Roadtrip: 0-3

career vs. ARI: 45-203 (.222) 8 2b, 1 3b, 5 hr

last hr: 5/26 @ LAD • current hit streak: 0g (0-7)

- At 37-years-old, his .281 clip this season is the highest in his career...his .389 OBP is the highest among all ML catchers with at least 50 games played.
- Has 3 multi-hit efforts in his past 4 starts (.375, 6-for-16)...last start came on Sept. 2 vs. COL.
- Logged 7 catcher caught stealing, his most since he caught 8 in 2015.

#13 Freddy Galvis • INF • S/R @freddygalvis10 

freddygalvis13 

last game: 2-7, 2b, rbi, 2 so

Series @ SF: 7-13 • Past Roadtrip: 10-23

career vs. ARI: 35-155 (.226) 6 2b, 1 3b

last hr: 9/21 @ LAD • current hit streak: 5g (9/23-28)

- Last night was his 5th-career walk-off hit and his 1st since July 30, 2017 vs. ATL.
- Has 49 XBH hits this year, tying his career high in 2016...he's the 1st Padre SS to have 49+ XBH since Khalil Greene had 74 in 2007...with his 13th HR on Sept. 21 @ LAD, joined Greene as the only two SS in SD history to homer 13+ times in a season.
- His .462 clip in his last 9 games since Sept. 18 (18-for-39) leads the NL, and his 8 extra-base hits since then tie with MIL's Christian Yelich for the most in the NL...in that time, he has logged 2 4-hit games and 6 total multi-hit efforts in those 9 games.
- Has hit in 5-straight games (.455, 10-for-22) and also in 11 of his last 12 games, batting .440 (22-for-50 with 7 2b, 1 3b and 2 hr...has at least 1 XBH in 8 of his last 11 games.
- Galvis has appeared in 323 consecutive games entering tonight's contest, the longest streak in the majors among active players...his 1422.0 innings in the field this season are the most in the majors...his 160 starts also lead the majors.

#8 Javy Guerra • INF • L/R javieralexiguerra 

last game: 0-0, bb (ph)

Series @ SF: 0-4 • Past Roadtrip: 0-5

career vs. ARI: 0-0 (.000)

last hr: none • current hit streak: 0g (0-11)

- Last night, Freddy Galvis plated him as the game-winning run...it was his 1st-career runs scored.
- Has made 4 starts in 6 career appearances in the field (all at SS)...has made 8 putouts with 8 assists and 2 turned double plays.
- Recorded his first-career ML hit (and his only hit so far in 14 AB) on Sept 15 vs. TEX.
- Made his MLB debut with his pinch-hit at-bat on May 4 vs. LAD in Monterrey, Mexico...became the first Padre in club history to debut internationally (discounting three SD debuts in Canada).

#18 Austin Hedges • C • R/R @austinhedges18 

austinhedges18 

last game: 0-1, so (ph)

Series @ SF: 1-10 • Past Roadtrip: 2-15

career vs. ARI: 23-115 (.200) 5 2b, 5 hr

last hr: 9/17 vs. SF • current hit streak: 0g (0-3)

- Slugging .540 in the month of September (4 2b, 1 3b, 3 hr and 7 rbi).
- His 2 2b, 6 rbi, and 4 bb against the D-Backs this year all tie for the most he's accrued against any 1 team.
- His .235 BA, .284 OBP and .436 SLG this season are all career highs.
- Batting just .184 w/RISP this year...hit .258 last season with RISP.

#30 Eric Hosmer • INF • L/L @therealhos305 

hosmer305 

last game: 1-4, 2 bb

Series @ SF: 2-10 • Past Roadtrip: 4-20

career vs. ARI: 18-92 (.196) 3 2b, 1 3b, 2 hr

last hr: 9/15 vs. TEX • current hit streak: 1g (9/28-)

- Has hit safely in all 8 career games @ Petco Park vs. Arizona, batting .355 (11-for-31 with 2 2b, 1 hr and 5 bb).
- His 60 bb are 6 short of tying his career high in a season, set in 2017 (66 bb)...his 31 2b are 4 shy of tying his career high of 35, set in 2014.
- Reached base safely via hit or walk in 22 of his last 26 games (.343 OBP with 13 bb).
- His 70 hits to the opposite field lead the majors...his .483 clip going the other way (min. 100 PA), leads the NL and are second-most in the majors behind TEX's Shin-Soo Choo (.495, 51-for-103).

#16 Travis Jankowski • OF • L/R @freddyj_6 

freddyj_6 

last game: 1-6, 2 so

Series @ SF: 4-9 • Past Roadtrip: 4-12

career vs. ARI: 28-117 (.239) 5 2b, 1 3b, 1 hr

last hr: 8/28 vs. SEA • current hit streak: 3g (9/25-28)

- Has hit safely in his last 3 games (5-for-15, .333) with 1 3b and 1 hr.
- His .2599 clip and .346 SLG are all the highest marks in a season in his career.
- In the last 21 starts since July 31 vs. SF, he's hit safely in 19 of them (.301, 26-for-85 with 5 2b, 1 3b, 2 hr, 8 bb and 7 sb).
- On Sept. 18, **Bentley Jaxon Jankowski** was born to Travis and his wife, **Lindsey**.

#7 Manuel Margot • OF • R/R @manuelmargot 

manuelmargot 

last game: 0-4

Series @ SF: 1-5 • Past Roadtrip: 3-16

career vs. ARI: 29-131 (.221) 5 2b, 1 3b, 2 hr

last hr: 8/29 vs. SEA • current hit streak: 0g (0-8)

- Yesterday, celebrated his 24th birthday.
- His 26 2b and 48 RBI and 38 XBH are career highs.
- Has stolen 10 bases and has been caught stealing 10 times (50 % sb percentage).
- Hitting a team-leading .312 with RISP this season.

#27 Francisco Mejía • C • S/R @franmejia95 

francisco_miguel1327 

last game: 0-6, 3 so

Series @ SF: 1-5 • Past Roadtrip: 2-13

career vs. ARI: 0-7 (.000)

last hr: 9/16 vs. TEX • current hit streak: 0g (0-10)

- Has hit safely in 9 of his 11 starts he's made as a Padre (10-for-45, .222, with 2 2b, 3 hr and 8 rbi).
- On Sept. 16 vs. TEX, hit a walk-off grand slam, becoming the 2nd rookie in SD history to hit a walk-off GS (also: **Everth Cabrera** on Aug. 9, 2009 vs. NYM) and the 7th Padre overall to ever hit a walk-off GS (last: **Derek Norris** on May 29, 2015 vs. PIT).
- In his 1st start with the Padres, on Sept. 6 @ CIN, he hit his 1st career HR in the 3rd and his second HR in the 4th...became the 2nd Padre in club history to homer in 2 of his 3 three at-bats with the team (also: **Seth Smith**, who hit 2 HR from March 30-April 1, 2014) and the 1st Padre to ever hit a homer in his 1st 2 at-bats in his 1st start in an SD uniform.
- Recalled from El Paso (AAA) on Sept. 4 @ ARI and made his Padres debut...ranked as the No. 1 catching prospect, the No. 21 overall prospect and No. 3 in the Padres' system by MLB Pipeline.

BATTING NOTES CONTINUED...

#4 Wil Myers • INF/OF • R/R @wilmyers wil_myers
last game: 0-5, bb, so, sb **Series @ SF:** 3-11 • **Past Roadtrip:** 8-23
career vs. ARI: 79-255 (.310) 19 2b, 2 3b, 12 hr **last hr:** 9/19 vs. SF • **current hit streak:** 0g (0-8)

- Has his in 6 of his last 8 games, going .360, 9-for-25), with 4 2b, 1 hr, 4 rbi and 3 bb.
- A career .293 hitters @ Petco Park against the Diamondbacks (34-for-116) with 10 2b and 3 hr.
- His 15 hits, 1 3b, 4 hr, 11 rbi, 9 bb and 11 runs scored against ARI this season are the most he's logged against a single opponent.
- Hitting .316/.365/.544 with RISP this year.

#2 Jose Pirela • OF • R/R @josepirela12 jp_2838
last game: 2-6, 2b, hr, rbi, r, 2 so, sb **Series @ SF:** 4-9 • **Past Roadtrip:** 4-13
career vs. ARI: 16-60 (.267) 8 2b, 2 3b, 3 hr **last hr:** 9/28 vs. ARI • **current hit streak:** 2g (9/26-28)

- Since the beginning of their last series @ SF, he's gone 6-for-15 (.400).
- Batting .349 in his last 11 starts (15-for-43) since Aug. 9.
- Homered last night for the 5th time this season and for the 2nd time in his last 4 games...it was the 4th occasion this season in which he's logged multiple extra-base hits in a games and his 1st since May 11 vs. STL.

#10 Hunter Renfroe • OF • R/R @hunter_renfroe hunterrenfroe
last game: 1-1, hr, rbi, r, bb (ph-lf) **Series @ SF:** 2-15 • **Past Roadtrip:** 6-27
career vs. ARI: 30-111 (.270) 6 2b, 10 hr **last hr:** 9/28 vs. ARI • **current hit streak:** 1g (9/28-)

- Last night's PH round-tripper was his 3rd-career PH homer (all in 2018)...Renfroe has accounted for 3 of the 4 Padres pinch-hit HR in 2018 (Cory Spangenberg hit the 1st one this season on May 19 @ PIT)...Renfroe's 3 homers in the pinch are tied for 2nd-most of anyone in baseball, trailing just CWS's Daniel Palka's 4.
- His 12 HR in his 31 games since Aug. 23 are 2nd-most in the majors behind NYY's Luke Voit and MIL's Christian Yelich (13 hr).
- With his club-leading 26th homer of the season last night, he tied career-high, set last year in his rookie season.
- Has hit in 6 of his last 7 games since the beginning of their last roadtrip.
- 7 of his last 12 hits have gone for extra-bases (5 hr, 2 2b).

#32 Franmil Reyes • OF • R/R @la_mole_13 franmilreyes34
last game: 1-4, 2 bb, 3 so **Series @ SF:** 5-13 • **Past Roadtrip:** 6-24
career vs. ARI: 4-18 (.222) 2 hr **last hr:** 9/18 vs. SF • **current hit streak:** 1g (9/28-)

- Gone 1-for-12 (.083) so far vs. ARI @ Petco Park.
- His average hard hit percentage is 47.1% (ML average is 34.1%) and his average exit velocity is 92.4 mph (MLB average is 87.3 mph).
- In the month of September, he's played in 23 games and recorded at least 1 hit in 19 of them, batting .333 in the month (28-for-84) with 2 2b, 3 hr, 13 rbi and 9 bb.
- Since being recalled on Aug. 4, he's hit .322 (48-for-149) with 5 2b, 10 hr and 23 rbi.

#15 Cory Spangenberg • INF • L/R @cory_spang15 cory_spangenberg
last game: 0-1, so (ph) **Series @ SF:** 1-6 • **Past Roadtrip:** 3-16
career vs. ARI: 33-135 (.244) 7 2b, 1 3b, 1 hr **last hr:** 8/15 vs. LAA • **current hit streak:** 0g (0-4)

- Since the beginning of August, he has a .353 OBP (18 bb)...his 18 bb lead the Padres in that time.
- In his career vs. Arizona @ Petco Park, he's a .297 hitter (19-for-64).
- Batting .074 in a pinch-hitting role this season (2-for-27)...his .074 clip in that role is the 3rd-lowest of any player in the majors this season with at least 25 AB in the pinch.

#9 Luis Urías • INF • R/R @luisurias03 luisurias97
last game: did not play **Series @ SF:** 0-0 • **Past Roadtrip:** 0-0
career vs. ARI: 1-8 (.125) **last hr:** 9/9 @ CIN • **current hit streak:** 3g (9/7-11)

- Exited the game in the 8th inning on Sept. 11 @ SEA with a pulled left hamstring, sustaining the injury while attempting to beat out an infield grounder.
- Made his ML debut on Aug. 28 vs. Seattle, going 0-for-3 with a walk...the next day, he went 3-for-5 with 1 2b and a run scored.
- Belted his 2nd-career HR on Sept. 9 @ CIN, going 2-for-5 with two RBI...hit his first-career ML home run in the bottom of the 8th inning on Aug. 31 vs. COL.
- With Urías, the Padres have had 24 Mexican-born players play for the franchise, the most for a single club in baseball history.
- Across parts of 5 minor league seasons (467 appearances), he slashed .306/.397/.405 in the Padres system, most recently hitting .296/.398/.447 in El Paso (AAA) in 120 games.

club offensive leaders: **h:** Hosmer (151) **2b:** Galvis, Hosmer (31) **3b:** Margot (6) **hr:** Renfroe (26)
rbi: Renfroe (68) **bb:** Hosmer (60) **so:** Galvis (146)
xbh: Renfroe, Hosmer (50) **sb:** Jankowski (24) **multi-hit:** Hosmer (43) **active hit streak:** Galvis (5g)

MISCELLANEOUS NOTES

2018 Transactions

date	player	transaction
9/11	LHP Brad Wieck	Recalled from El Paso (AAA)
	INF Javy Guerra	Recalled from El Paso (AAA)
	RHP Kazuhisa Makita	Recalled from El Paso (AAA)
	RHP Colten Brewer	Recalled from El Paso (AAA)
9/4	C/OF Francisco Mejía	Recalled from El Paso (AAA)
8/31	RHP Rowan Wick	Selected to the ML Roster
	LHP Clayton Richard	Transferred to 60-Day DL
8/30	RHP Colten Brewer	Optioned to El Paso (AAA)
8/28	INF Carlos Asuaje	Optioned to El Paso (AAA)
	INF Luis Urías	Selected to the ML roster
8/23	INF Carlos Asuaje	Recalled from El Paso (AAA)
8/17	RHP Kazuhisa Makita	Optioned to El Paso (AAA)
	RHP Miguel Diaz	Recalled from El Paso (AAA)
8/13	INF Carlos Asuaje	Optioned to El Paso (AAA)
8/12	RHP Walker Lockett	Optioned to El Paso (AAA)
	RHP Kazuhisa Makita	Recalled from El Paso (AAA)
8/10	RHP Jacob Nix	Selected the contract of and to the ML roster
	RHP Phil Hughes	Designated for Assignment
8/7	RHP Brett Kennedy	Selected to the Major League roster
8/5	RHP Trey Wingenter	Selected the contract of and to the ML roster
	RHP Tyson Ross	Claimed off waivers by STL
8/4	Franmil Reyes	Recalled from El Paso (AAA)
7/31	RHP Walker Lockett	Recalled from El Paso (AAA)
7/29	OF Franmil Reyes	Optioned to El Paso (AAA)
7/28	José Castillo	Reinstated from the 10-day disabled list
7/23	LHP Joey Lucchesi	Recalled from El Paso (AAA)
	RHP Kazuhisa Makita	Returned to El Paso (was 26th man)
7/22	RHP Kazuhisa Makita	Recalled from El Paso (26th man)
	C Raffy Lopez	Optioned to El Paso (AAA)
	INF Cory Spangenberg	Recalled from El Paso (AAA)
7/20	RHP Colten Brewer	Recalled from El Paso (AAA)
	RHP Robert Stock	Recalled from El Paso (AAA)
	Francisco Mejía	Optioned to El Paso (AAA)
7/19	RHP Adam Cimber	Traded to CLE with Brad Hand for OF/C Francisco Mejía
	LHP Brad Hand	Traded to CLE with Adam Cimber for OF/C Francisco Mejía
	Francisco Mejía	Acquired from CLE for Adam Cimber and Brad Hand
7/12	LHP Joey Lucchesi	Optioned to El Paso (AAA)
	C Raffy Lopez	Recalled from El Paso (AAA)
7/10	RHP Walker Lockett	Optioned to El Paso (AAA)
	OF Franmil Reyes	Recalled from El Paso (AAA)
7/9	RHP Phil Maton	Recalled from El Paso (AAA)
	RHP Walker Lockett	Recalled from El Paso (AAA)
	RHP Miguel Diaz	Optioned to San Antonio (AA)
	INF Cory Spangenberg	Optioned to El Paso (AAA)
7/8	RHP Miguel Diaz	Recalled from San Antonio (AA)
	RHP Kazuhisa Makita	Optioned to El Paso (AAA)
	OF Matt Szczur	Outrighted to El Paso (AAA)
7/7	RHP Kazuhisa Makita	Recalled from El Paso (AAA)
7/6	RHP Kazuhisa Makita	Optioned to El Paso (AAA)
	RHP Robert Stock	Optioned to El Paso (AAA)
	RHP Kirby Yates	Reinstated from Paternity List
7/4	RHP Colten Brewer	Optioned to El Paso (AAA)
	RHP Luis Perdomo	Recalled from El Paso (AAA)
7/3	RHP Kirby Yates	Placed on Paternity List
	RHP Colten Brewer	Recalled from El Paso (AAA)
7/1	INF Carlos Asuaje	Recalled from El Paso (AAA)
	OF Matt Szczur	Designated for Assignment
	INF Allen Córdoba	Reinstated from DL and optioned to Lake Elsinore (A)
6/29	LHP Tyler Webb	Claimed off waivers by STL
6/24	RHP Phil Maton	Optioned to El Paso (AAA)
	RHP Kazuhisa Makita	Recalled from El Paso (AAA)
	RHP Robert Stock	Selected the contract
	C Raffy Lopez	Optioned to El Paso (AAA)
6/21	OF Franchy Cordero	Transferred to the 60-day DL
	RHP Colin Rea	Reinstated from 60-day DL and optioned to El Paso (AAA)
	OF Franmil Reyes	Optioned to El Paso (AAA)
6/2	RHP Walker Lockett	Optioned to El Paso (AAA)
	LHP José Castillo	Recalled from El Paso (AAA)
	LHP Kyle McGrath	Cleared waivers & outrighted to El Paso (AAA)
6/1	RHP Walker Lockett	Recalled from El Paso (AAA)
	RHP Kazuhisa Makita	Optioned to El Paso (AAA)
5/29	LHP Tyler Webb	Optioned to El Paso (AAA)
	RHP Phil Hughes	Reported to the Major League team
5/27	LHP Kyle McGrath	Designated for assignment
	RHP Phil Hughes	Acquired from MIN for cash and the 74th overall pick in the 2018 Draft (Comp. Round B) in exchange for C Janigson Villalobos
5/21	INF Carlos Asuaje	Optioned to El Paso (AAA)
	LHP Tyler Webb	Recalled from El Paso (AAA)
5/19	INF Chase Headley	Released
5/15	INF Carlos Asuaje	Recalled from El Paso (AAA)
5/14	OF Franmil Reyes	Selected to the Major League roster
	INF Carlos Asuaje	Optioned to El Paso (AAA)
5/13	RHP Kazuhisa Makita	Recalled from El Paso (AAA)
5/12	INF Chase Headley	Designated for Assignment
	INF/OF Cory Spangenberg	Recalled from El Paso (AAA)
5/7	INF Javy Guerra	Returned to El Paso (AAA)
	RHP Kazuhisa Makita	Optioned to El Paso (AAA)
5/4	INF Javy Guerra	Recalled from El Paso (AAA)
5/1	C Raffy Lopez	Recalled from El Paso (AAA)
4/29	OF Travis Jankowski	Recalled from El Paso (AAA)
4/27	LHP Buddy Baumann	Claimed off waivers by NYM
	INF/OF Cory Spangenberg	Optioned to El Paso (AAA)
	INF Eric Hosmer	Reinstated from Family Medical Leave List
4/24	LHP Eric Lauer	Selected to the Major League roster
	INF Eric Hosmer	Placed on Family Medical Leave List
4/20	LHP Tyler Webb	Optioned to El Paso (AAA)
4/19	RHP Luis Perdomo	Optioned to El Paso (AAA)
4/13	LHP Kyle McGrath	Optioned to El Paso (AAA)
	LHP Tyler Webb	Recalled from El Paso (AAA)
4/14	LHP Tyler Webb	Claimed off waivers from MIL
4/13	LHP Kyle McGrath	Recalled from El Paso (AAA)
	RHP Colten Brewer	Optioned to El Paso (AAA)

2018 Instant Replay

Padres Challenges

Number of Challenges: 46
Overtuned: 23
Success rate: 50%

Opponent Challenges

Number of Challenges: 30
Overtuned: 16
Success rate: 53%

Crew Chief Review

Number of Reviews: 16
Overtuned: 3
Overtuned rate: 19%

All-Time Padres Challenges (since '14)

Number of challenges: 217
Overtuned: 108
Success rate: 50%

2018 Runs by Inning

	1	2	3	4	5	6	7	8	9	Extra	Total
OPP	93	104	95	23	81	89	77	65	51	21	759
SD	72	59	60	73	65	68	66	60	78	7	609

Starts by Position

C:	Ellis (41), Hedges (79), Lopez (30), Mejía (10)
1B:	Headley (3), Hosmer (153), Myers (3), Villanueva (1)
2B:	Asuaje (43), Galvis (4), Pirela (69), Spangenberg (30), Urías (12), Villanueva (2)
SS:	Galvis (156), Guerra (5)
3B:	Asuaje (1), Headley (6), Myers (35), Spangenberg (28), Villanueva (90)
LF:	Cordero (22), Jankowski (22), Myers (30), Pirela (26), Renfroe (52), Spangenberg (5), Szczur (3)
CF:	Cordero (10), Jankowski (27), Margot (121), Szczur (2)
RF:	Cordero (4), Jankowski (29), Myers (9), Pirela (5), Renfroe (41), Reyes (69), Szczur (3)
P:	Erlin (12), Kennedy (6), Lauer (23), Lockett (3), Lucchesi (25), Lyles (8), Mitchell (11), Nix (8), Perdomo (10), Richard (27), Ross (22), Strahm (5)
DH:	Ellis (1), Headley (1), Hedges (1), Mejía (1), Myers (1), Pirela (1), Renfroe (2), Spangenberg (2)

Starts by Batting Order

1st:	Asuaje (2), Cordero (4), Jankowski (70), Galvis (16), Margot (35), Mejía (3), Myers (9), Pirela (17), Szczur (2), Urías (2)
2nd:	Asuaje (15), Cordero (2), Ellis (1), Galvis (6), Headley (1), Hosmer (54), Margot (6), Mejía (3), Myers (35), Pirela (11), Reyes (7), Spangenberg (9), Urías (10)
3rd:	Cordero (4), Hosmer (50), Myers (23), Pirela (22), Renfroe (44), Reyes (2), Villanueva (15)
4th:	Cordero (17), Hedges (1), Hosmer (48), Lopez (1), Myers (3), Pirela (17), Renfroe (35), Reyes (8), Spangenberg (2), Villanueva (29)
5th:	Asuaje (7), Cordero (7), Galvis (4), Headley (6), Hedges (17), Hosmer (2), Lopez (6), Margot (2), Mejía (3), Myers (5), Pirela (11), Renfroe (11), Reyes (26), Spangenberg (19), Villanueva (34)
6th:	Asuaje (5), Ellis (2), Cordero (2), Galvis (74), Headley (4), Hedges (12), Lopez (5), Margot (4), Mejía (1), Myers (2), Pirela (13), Renfroe (5), Reyes (15), Spangenberg (2), Szczur (1), Villanueva (3)
7th:	Asuaje (9), Ellis (12), Galvis (49), Guerra (1), Hedges (8), Jankowski (1), Lopez (5), Margot (29), Mejía (1), Pirela (8), Reyes (10), Spangenberg (11), Szczur (4), Villanueva (12)
8th:	Asuaje (6), Ellis (25), Galvis (12), Guerra (3), Hedges (39), Jankowski (3), Lauer (1), Lopez (13), Margot (42), Pirela (3), Reyes (1), Ross (1), Spangenberg (10), Szczur (1)
9th:	Ellis (1), Erlin (12), Hedges (2), Jankowski (4), Kennedy (6), Lauer (22), Lockett (3), Lucchesi (23), Lyles (9), Margot (3), Mitchell (9), Nix (8), Perdomo (8), Richard (25), Ross (19), Spangenberg (2), Strahm (4)

2018 Home Runs

solo	2r	3r	gs	home	road	total
100	42	14	4	81	79	160

Most Recent: 2 on Sept. 28 vs. ARI

Games with a HR: 103

Team Multi-HR games: 44 (1,501 all-time)

2018 Ejections

DATE/OPP	PLAYER/COACH	INN.	UMPIRE	CAREER #
Sept. 16 vs. TEX	Andy Green	t9	Fieldin Culbreth	9
June 29 vs. PIT	Andy Green	t4	Angel Hernandez	8
June 15 @ ATL	Andy Green	b4	Joe West	7
May 18 @ PIT	Freddy Galvis	b8	Will Little	1
April 11 @ COL	A.J. Ellis	b3	Brian Gorman	2
April 11 @ COL	Luis Perdomo	b3	Brian Gorman	1
April 9 @ COL	Andy Green	b6	Brian Gorman	6

Disabled, Bereavement & Family Medical Leave

PLAYER (INJURY)	PLACED (RETRO)	GAMES MISSED	REIN-STATED
RHP Colin Rea (right shoulder strain)	3/29 (3/26)	75	6/21
OF Franchy Cordero (left abductor strain)	3/29 (3/26)	12	4/11
INF Allen Córdoba (concussion)	3/29 (3/26)	84	7/1
RHP Dinelson Lamet (right elbow strain)	3/29 (3/26)	158	--
LHP Matt Strahm (torn left patellar tendon)	3/29 (3/26)	34	5/7
OF Alex Dickerson (Tommy John surgery)	3/29	158	--
OF Wil Myers (right arm nerve irritation)	4/4 (4/3)	15	4/20
RHP Kirby Yates (right ankle tendonitis)	4/9 (4/8)	10	4/19
OF Manuel Margot (bruised ribs)	4/11	9	4/21
OF Hunter Renfroe (right elbow inflammation)	4/21 (4/18)	32	5/28
INF Eric Hosmer (family medical leave list)	4/24	2	4/27
OF Wil Myers (strained left oblique)	4/29	47	6/21
C Austin Hedges (right elbow tendonitis)	5/1	48	6/24
RHP Phil Maton (right lat strain)	5/13	35	6/21
LHP Joey Lucchesi (right hip strain)	5/15	32	6/20
OF Franchy Cordero (right elbow bone spur)	5/28	105	--
RHP Bryan Mitchell (right elbow impingement)	6/20 (6/17)	58	9/1
RHP Phil Hughes (right rhomboid strain)	6/21	13	7/6
RHP Jordan Lyles (right elbow inflammation)	6/24 (6/21)	28	7/29
LHP José Castillo (strained right hamstring)	7/7 (7/6)	16	7/28
RHP Colten Brewer (strained left oblique)	7/23	31	8/28
RHP Luis Perdomo (strained right shoulder)	7/28	32	9/3
LHP Eric Lauer (left forearm strain)	7/31	26	8/30
OF Wil Myers (left foot contusion/bone bruise)	8/4 (8/3)	8	8/13
INF Christian Villanueva (fractured rt. middle finger)	8/23	10	--
LHP Clayton Richard (left knee inflammation)	8/28 (8/25)	26	--
*RHP Kirby Yates	8/31	3	9/3

NOTE: Players **bolded** are on the 60-Day DL

1,132

*Bereavement Leave list

HIGHS & LOWS

Team Batting

Most At-Bats:	59, at Arizona, July 8 (16 innings)
Most At-Bats (9-inning games):	43, at Colorado, April 23
Most Plate Appearances:	67, at Arizona, July 8 (16 innings)
Most Plate Appearances (9-inning games):	49, at Colorado, April 23
Most Runs:	13, at Colorado, April 23
Most Hits:	16, at Colorado, April 23
Most Doubles:	5, at Houston, April 6
Most Triples:	2, at Arizona, July 5
	2, at San Francisco, September 26
Most Home Runs:	4, at Los Angeles (N.L.), May 26
	4, vs. Atlanta, June 4
	4, at Arizona, July 7
Most Extra-Base Hits:	9, vs. Atlanta, June 4
Most Total Bases:	31, vs. Atlanta, June 4
Most Runs Batted In:	12, at Colorado, April 23
	12, vs. New York (N.L.), April 28
Most Stolen Bases:	6, vs. Philadelphia, August 12
Most Caught Stealing:	2, done 4 times.
Most Walks:	8, at Arizona, July 8 (16 innings)
Most Walks (9-inning games):	7, done 4 times.
Most Strikeouts:	20, vs. LAD, April 17 (12 innings)
	20, at Arizona, July 8 (16 innings)
Most Strikeouts (9-inning games):	17, at Atlanta, June 17
Most Sac Hits:	2, at Milwaukee, August 7
Most Sac Flies:	2, done 4 times.
Most Hit-By-Pitch:	2, at Chicago (N.L.), August 4
Most GDP:	4, at San Francisco, June 23
	4, vs. Texas, September 14

Individual Batting

Most At-Bats:	8, Eric Hosmer, at Arizona, July 8 (16 innings)
Most At-Bats (9-inning games):	6, Wil Myers, at Colorado, April 23
Most Plate Appearances:	6, Franchy Cordero, at Colorado, April 23
	6, Hunter Renfroe, at Milwaukee, August 7
Most Plate Appearances (9-inning games):	8, done 4 times.
Most Runs:	4, Christian Villanueva, vs. Colorado, April 3
Most Hits:	5, Freddy Galvis, at Atlanta, June 15
	5, Manuel Margot, at Arizona, July 8 (16 innings)
Most Doubles:	2, done 16 times.
Most Triples:	1, done 28 times.
Most Home Runs:	3, Christian Villanueva, vs. Colorado, April 3
	3, Wil Myers, at Arizona, July 7
Most Extra-Base Hits:	3, Christian Villanueva, vs. Colorado, April 3
	3, Wil Myers, at Arizona, July 7
Most Total Bases:	12, Christian Villanueva, vs. Colorado, April 3
	12, Wil Myers, at Arizona, July 7
Most Runs Batted In:	5, Christian Villanueva, vs. Colorado, April 3
	5, Austin Hedges, vs. New York (N.L.), April 28
	5, Manuel Margot, at Milwaukee, August 7
Most Stolen Bases:	4, Travis Jankowski, vs. Philadelphia, August 12
Most Caught Stealing:	1, done 36 times.
Most Walks:	4, Eric Hosmer, at Colorado, April 23
Most Strikeouts:	4, done 12 times.
Most Sac Hits:	1, done 35 times.
Most Sac Flies:	1, done 36 times.
Most Hit-By-Pitch:	2, Christian Villanueva, at Chicago (N.L.), August 4
Most GDP:	2, done 4 times.

Padres win/loss streaks, game times & temperatures

Longest Winning Streak:	4 games (Aug. 28-31)
Longest Losing Streak:	7 games (July 24-July 31)
Longest Game (innings):	16.0 innings (July 8 @ ARI)
Longest Game (time):	5:31 (July 8 @ ARI)
Shortest Game (time):	1:44 (September 8 @ CIN, 7.0+ in.)
Shortest Game, 9-inning (time):	2:13 (Aug. 28 vs. SEA)
Hottest game-time temp (overall):	101 deg. (June 26 @ TEX)
Hottest game-time (@ Petco):	85 deg. (July 29 vs. ARI)

Team Pitching

Most Innings Pitched:	16.0, at Arizona, July 8 (16 innings)
Most Hits Allowed:	19, vs. New York (N.L.), April 29
Most Batters Faced:	63, at Arizona, July 8 (16 innings)
Most Batters Faced (9-inning games):	53, vs. New York (N.L.), April 29
Most Runs Allowed:	20, at Arizona, July 7
Most Earned Runs:	18, at Arizona, July 7
Most Home Runs Allowed:	5, vs. St. Louis, May 11
	5, vs. Oakland, June 20
	5, at Arizona, July 7
Most Walks Allowed:	9, at Milwaukee, August 8
Most Strikeouts:	18, at Arizona, July 8 (16 innings)
Most Strikeouts (9-inning games):	16, vs. San Francisco, September 18
Most Hit-By-Pitch:	3, at Texas, June 27
	3, vs. Chicago (N.L.), July 15

Individual Pitching

Most Innings Pitched:	8.2, Eric Lauer, vs. Los Angeles (N.L.), July 10
	8.2, Bryan Mitchell, at San Francisco, September 24
Most Hits Allowed:	11, Jordan Lyles, vs. Atlanta, June 5
	11, Jordan Lyles, at St. Louis, June 11
	11, Brett Kennedy, at Milwaukee, August 8
Most Batters Faced:	35, Bryan Mitchell, at San Francisco, September 24
Most Runs Allowed:	2, done 4 times.
Most Earned Runs:	8, Jordan Lyles, vs. Atlanta, June 5
	8, Tyson Ross, at Arizona, July 7
Most Home Runs:	4, Eric Lauer, vs. St. Louis, May 11
Most Walks:	7, Eric Lauer, at Miami, June 8
Most Strikeouts:	10, Tyson Ross, at Arizona, April 20
	10, Clayton Richard, vs. St. Louis, May 13
	10, Jordan Lyles, vs. Colorado, May 15
Most Hit-By-Pitch:	3, Clayton Richard, at Texas, June 27

Padres back-to-back home runs (4)

No.	DATE	FINAL SCORE	BATTERS	OPP. PITCHER
4	Aug 31	COL 0 @ SD 7	Luis Urias/Wil Myers	Jake McGee
3	Aug 9	SD 8 @ MIL 4	Hunter Renfroe/Franmil Reyes	Soria/Barnes
2	Apr 9	SD 7 @ COL 6	Clayton Richard/Carlos Asuaje	Jon Gray
1	Mar 30	MIL 8 @ SD 6	Cory Spangenberg/Austin Hedges	Jhoulys Chacin

Padres walk-off wins (6)

No.	DATE	FINAL SCORE	BATTER/RUNNER	ACTION	RBI	OPP. PITCHER
6	Sep 28	ARI 2 @ SD 3	Freddy Galvis	double	1	Matt Andriese
5	Sept. 17	TEX 3 @ SD 7	Francisco Mejia	hr	4	Jeffrey Springs
4	Aug 30	COL 2 @ SD 3	Franmil Reyes	hr	1	Bryan Shaw
3	Aug 18	ARI 6 @ SD 7	Christian Villanueva	single	1	Yoshihisa Hirano
2	May 30	MIA 2 @ SD 3	Hunter Renfroe	E5	0	Brad Ziegler
1	May 12	STL 1 @ SD 2	Eric Hosmer	double	1	Mike Mayers

Padres pinch-hit home runs (4)

No.	DATE	FINAL SCORE	BATTER	RBI	OPP. PITCHER
4	Sep 28	ARI 2 @ SD 3	Hunter Renfroe	1	Archie Bradley
3	Jul 14	CHC 11 @ SD 6	Hunter Renfroe	2	Randy Rosario
2	June 3	CIN 3 @ SD 6	Hunter Renfroe	4	Luis Castillo
1	May 19	SD 6 @ PIT 2	Cory Spangenberg	1	George Kontos

Padres grand slams (4)

No.	DATE	FINAL SCORE	BATTER	OPP. PITCHER
4	Sep 16	TEX 3 @ SD 7	Francisco Mejia	Jeffrey Springs
3	Aug 12	PHI 3 @ SD 9	Freddy Galvis	Jake Arrieta
2	Aug 9	SD 8 @ MIL 4	Hunter Renfroe	Joakim Soria
1	June 3	CIN 3 @ SD 6	Hunter Renfroe	Luis Castillo

Padres leadoff home runs (2)

No.	DATE	FINAL SCORE	BATTER	OPP. PITCHER
2	Aug 28	SEA 1 @ SD 2	Travis Jankowski	Felix Hernandez
1	June 24	SD 2 @ SF 3	Manuel Margot	Dereck Rodriguez

LAST TIME IT HAPPENED...

BY THE PADRES

	home runs
Inside-the-Park	Everth Cabrera, June 8, 2012 @ MIL
Inside-the-Park (at Petco)	Tony Gwynn Jr., July 17, 2010 vs. ARI
From both sides of the plate	Yangervis Solarte, May 27, 2016 @ ARI
Pinch-hit Grand Slam	Hunter Renfroe, June 3, 2018 vs. CIN
Walk-off Grand Slam	Francisco Mejia, Sept. 16, 2018 vs. TEX
Homer in first ML at-bat	Eddy Rodriguez, August 2, 2012 @ CIN
Homer by a pitcher	Clayton Richard, April 9, 2018 @ COL
2 HR in one inning (ind.)	None
Three HR game	Wil Myers (3) July 8, 2018 @ ARI
Four HR game	None
Back-to-back	Urias/Myers, August 31, 2018 vs. COL
3 consecutive HR	Gomez/Henderson/Veras, April 1, 1997 vs. NYM
4 HR, 1 inning	Arias/Henderson/Klesko/Trammell (T3), May 17, 2001 @ NYM
5 HR, one inning	None

batting

Hit for the Cycle	Wil Myers, April 10, 2017 @ COL
Five-hit game	Manuel Margot, July 8, 2018 @ ARI
Six-hit game	Adrian González, August 11, 2009 @ MIL
Seven-hit game	None
Two-hits, one inning	Wil Myers (T7), April 24, 2018 @ COL
Six-RBI game	Yangervis Solarte, August 22, 2017 @ STL
Seven-RBI game	Hunter Renfroe, Sept. 27, 2016 vs. LAD
Eight-RBI game	Ken Caminiti, Sept. 19, 1995 vs. COL
Hit into a triple play	Jabari Blash (5-4-3), August 7, 2016 vs. PHI
3 GDP, one game	Yangervis Solarte, Sept. 16, 2015 @ ARI

pitching

No-Hitter	None
Complete Game	Clayton Richard, August 16, 2017 vs. PHI
Complete Game Shutout	Clayton Richard, August 16, 2017 vs. PHI
One-Hitter (complete game)	Andrew Cashner, April 11, 2014 vs. DET
10+ Innings Pitched	Bruce Hurst, June 15, 1989 vs. CIN (10.0)
10+ Strikeouts	Jordan Lyles, May 15, 2018 vs. COL (10 SO)
15+ Strikeouts	Jake Peavy, April 25, 2007 vs. ARI (16 SO)
Back-to-Back Shutouts (team)	May 11, 2016 @ CHC & May 12 @ MIL (1-0 and 3-0)
Back-to-Back CG Shutouts (ind.)	Bruce Hurst, May 13-18, 1992
2 Consecutive Complete Games	Brian Lawrence, August 20-25, 2004
3 Consecutive Complete Games	Andy Ashby, May 25-June 4, 1998
Team Back-to-Back CG	Peavy @ ARI, Lawrence @ SF, May 26-27, 2005
Team Back-to-Back CG SHO	Sterling Hitchcock, Kevin Brown vs. MIL, Aug. 14-16, 1998

miscellaneous

Position Player Pitching	Cory Spangenberg, June 21, 2018 vs. OAK
Three-or-more steals, 1 game	Travis Jankowski (4 steals), August 12, 2018 vs. PHI
Three-or-more steals, 1 inning	Wil Myers (3 steals), August 16, 2017 vs. PHI
Four-or-more steals, 1 game	Travis Jankowski (4 steals), August 12, 2018 vs. PHI
Five-or-more steals, 1 game	Damian Jackson (5 steals), June 28, 1999 vs. COL
Steal of home	Cory Spangenberg (T2), August 26, 2017 @ MIA
Suspended Game at Petco Park	May 7, 2017 vs. LAD (rain)

AGAINST THE PADRES

Inside-the-Park	JT Riddle, May 29, 2018 vs. MIA (off Makita)
Inside-the-Park (at Petco)	JT Riddle, May 29, 2018 vs. MIA (off Makita)
From both sides of the plate	Yasmani Grandal, April 3, 2017 @ LAD
Pinch-hit Grand Slam	Pat Valaika, Sept. 16, 2017 @ COL
Walk-off Grand Slam	Jeff Mathis, June 30, 2013 @ MIA
Homer in first ML at-bat	Brett Pill, Sept. 6, 2011 vs. SF
Homer by a pitcher	Bartolo Colon, May 7, 2016 vs. NYM
2 HR in one inning (ind.)	Aaron Boone, August 9, 2002 @ CIN (B1)
Three HR game	Andrew McCutchen, July 30, 2017 vs. PIT
Four HR game	None
3 consecutive HR	Aguilar/Shaw/Thames, Aug. 8, 2018 @ MIL
4 HR, 1 inning	Kent/Drew/Martin/Anderson (B9), Sept. 18, 2006 @ LAD
5 HR, one inning	None

Hit for the Cycle	Greg Colbrunn, Sept. 18, 2002 vs. ARI
Five-hit game	Nolan Arenado, July 19, 2017 @ COL
Six-hit game	Wally Backman, April 27, 1990 vs. PIT
Seven-hit game	None
Two-hits, one inning	Lorenzo Cain (T8), June 10, 2017 vs. KC
Seven-RBI game	Nolan Arenado, July 19, 2017 @ COL
Eight-RBI game	Matt Holliday, Sept. 20, 2005 @ COL
Nine-RBI game	None
Hit into a triple play	Ruben Tejada (5-4-3), June 10, 2010 (G2) @ NYM
3 GDP, one game	Tommy Pham, August 24, 2017 @ STL

No-Hitter	(combined), May 4, 2018 vs. LAD *in Monterrey, MX
Complete Game	Clay Buchholz, August 16, 2018 vs. ARI
Complete Game Shutout	Carlos Martinez, September 4, 2017 vs. STL
10+ Innings Pitched	Darryl Kile, Sept. 20, 1998 vs. COL (10.0)
10+ Strikeouts	Julio Teheran, June 17, 2018 @ ATL (10 SO)
15+ Strikeouts	Stephen Strasburg, May 27, 2017 @ WSH (15 SO)
Back-to-Back Shutouts (team)	Sept. 27 @ LAD & Sept. 29 @ SF (10-0 and 8-0)
Back-to-Back CG Shutouts (Ind.)	Oil Can Boyd, May 13-23, 1990
2 Consecutive Complete Games	Johnny Cueto (3 CG), April 26-May 23, 2016
3 Consecutive Complete Games	Johnny Cueto, April 26-May 23, 2016
Team Back-to-Back CG	Madison Bumgarner, Johnny Cueto vs. SF, May 17-18, 2016
Team Back-to-Back CG SHO	David Cone, Bob Ojeda @ NYM, Aug. 29-30, 1988

Position Player Pitching	Jeff Mathis, July 8, 2018 @ ARI
Three-or-more steals, 1 game	Paul Goldschmidt (3 steals), October 1, 2017 @ ARI
Three-or-more steals, 1 inning	None
Four-or-more steals, 1 game	Dexter Fowler (5 steals), April 27, 2009 @ COL
Steal of home	Kiké Hernández (B6), April 6, 2017 @ LAD

2018 DAY-BY-DAY

G	Date	Opp.	D-N	Result	Rec.	Pos.	WP	LP	SV	Att.
1	3/29	MIL	D	L, 1-2	0-1	T-3	Jeffress (1-0)	Cimber (0-1)	Barnes (1)	*44,659
2	3/30	MIL	N	L, 6-8	0-2	T-3	Drake (1-0)	Hand (0-1)	Knebel (1)	31,513
3	3/31	MIL	N	L, 3-7	0-3	5th	Suter (1-0)	Perdomo (0-1)	None	35,106
4/1 OFF DAY										
4	4/2	COL	N	L, 4-7	0-4	5th	Bettis (1-0)	Mitchell (0-1)	Davis (2)	16,899
5	4/3	COL	N	W, 8-4	1-4	5th	Ross (1-0)	Freeland (0-1)	Hand (1)	19,283
6	4/4	COL	N	L, 2-5	1-5	5th	Gray (1-1)	Richard (0-1)	Davis (3)	19,698
7	4/5	COL	D	L, 1-3	1-6	5th	Ottavino (1-0)	Hand (0-2)	Davis (4)	20,509
8	4/6	@HOU	N	W, 4-1	2-6	5th	Perdomo (1-1)	McCullers Jr. (1-1)	Hand (2)	41,138
9	4/7	@HOU	N	L, 0-1	2-7	5th	Devenski (1-0)	Erlin (0-1)	None	42,306
10	4/8	@HOU	D	L, 1-4	2-8	5th	Morton (2-0)	Ross (1-1)	Peacock (1)	37,093
11	4/9	@COL	N	W, 7-6	3-8	5th	Richard (1-1)	Gray (1-2)	Hand (3)	20,291
12	4/10	@COL	N	W, 5-2	4-8	5th	Lucchesi (1-0)	Shaw (1-1)	Hand (4)	22,446
13	4/11	@COL	D	L, 4-6	4-9	5th	Senzatela (1-1)	Baumann (0-1)	None	21,248
14	4/12	SF	N	L, 0-7	4-10	5th	Stratton (1-1)	Mitchell (0-2)	None	22,288
15	4/13	SF	N	W, 5-1	5-10	5th	Ross (2-1)	Blach (1-2)	Hand (5)	31,675
16	4/14	SF	N	W, 5-4	6-10	4th	Cimber (1-1)	Gearrin (0-1)	Hand (6)	*41,117
17	4/15	SF	D	W, 10-1	7-10	3rd	Lucchesi (2-0)	Bedde (0-1)	None	34,316
18	4/16	LAD	N	L, 3-10	7-11	5th	Ryu (2-0)	Erlin (0-2)	None	23,082
19	4/17	LAD	N	L, 3-7	7-12	5th	Alexander (1-0)	Webb (0-1)	None	22,959
20	4/18	LAD	N	L, 4-13	7-13	5th	Maeda (2-1)	Perdomo (1-2)	None	23,748
4/19 OFF DAY										
21	4/20	@ARI	N	W, 4-1	8-13	5th	Hand (1-2)	Boxberger (0-2)	None	24,902
22	4/21	@ARI	N	L, 2-6	8-14	5th	Godley (3-1)	Richard (1-2)	None	38,820
23	4/22	@ARI	D	L, 2-4	8-15	5th	Corbin (4-0)	Lucchesi (2-1)	Bradley (2)	31,061
24	4/23	@COL	N	W, 13-5	9-15	5th	Erlin (1-2)	McGee (0-1)	None	24,419
25	4/24	@COL	N	L, 0-8	9-16	5th	Freeland (1-3)	Lauer (0-1)	None	23,727
26	4/25	@COL	D	L, 2-5	9-17	5th	Gray (2-4)	Ross (2-2)	None	32,989
4/26 OFF DAY										
27	4/27	NYM	N	L, 1-5	9-18	5th	deGrom (3-0)	Richard (1-3)	None	29,977
28	4/28	NYM	N	W, 12-2	10-18	5th	Lucchesi (3-1)	Vargas (0-1)	None	*42,778
29	4/29	NYM	D	L, 2-14	10-19	5th	Wheeler (2-1)	Mitchell (0-3)	None	34,639
30	4/30	@SF	N	L, 5-6	10-20	5th	Johnson (1-1)	Hand (1-3)	None	35,470
31	5/1	@SF	N	W, 3-2	11-20	5th	Yates (1-0)	Strickland (2-1)	Hand (7)	36,735
32	5/2	@SF	D	L, 4-9	11-21	5th	Holland (1-3)	Richard (1-4)	None	36,475
5/3 OFF DAY										
33	5/4	LAD	N	L, 0-4	11-22	5th	Buehler (2-0)	Lucchesi (3-2)	None	21,536
34	5/5	LAD	N	W, 7-4	12-22	5th	Yates (2-0)	Fields (2-1)	Hand (8)	*21,791
35	5/6	LAD	D	W, 3-0	13-22	5th	Lauer (1-1)	Cingrani (0-2)	Hand (9)	21,789
36	5/7	WSH	N	L, 8-5	13-23	5th	Strasburg (4-3)	Ross (2-3)	None	17,296
37	5/8	WSH	N	L, 0-4	13-24	5th	Hellickson (1-0)	Richard (1-5)	None	18,898
38	5/9	WSH	N	W, 2-1	14-24	5th	Stammen (1-0)	Gott (0-2)	Hand (10)	18,804
39	5/10	STL	N	L, 1-2	14-25	5th	Mikolas (5-0)	Lyles (0-1)	Norris (8)	20,515
40	5/11	STL	N	L, 9-5	14-26	5th	Weaver (3-2)	Lauer (1-2)	None	28,207
41	5/12	STL	N	W, 2-1	15-26	5th	Cimber (2-1)	Brebbia (0-1)	None	32,715
42	5/13	STL	D	W, 5-3	16-26	5th	Richard (2-5)	Wainwright (1-3)	Hand (11)	28,183
43	5/14	COL	N	L, 4-6	16-27	5th	Anderson (3-1)	Makita (0-1)	Davis (15)	17,245
44	5/15	COL	D	W, 4-0	17-27	4th	Lyles (1-1)	Marquez (2-5)	Hand (12)	19,598
5/16 OFF DAY										
45	5/17	@PIT	N	L, 4-5	17-28	5th	Santana (2-0)	Strahm (0-1)	Vazquez (9)	11,404
46	5/18	@PIT	N	W, 3-2	18-28	5th	Ross (3-3)	Nova (2-4)	Hand (13)	18,920
47	5/19	@PIT	N	W, 6-2	19-28	5th	Richard (3-5)	Kingham (2-1)	None	20,578
48	5/20	@PIT	D	W, 8-5	20-28	5th	Yates (3-0)	Vazquez (2-1)	Hand (14)	17,783
49	5/21	@WSH	N	L, 2-10	20-29	5th	Gonzalez (5-2)	Erlin (1-3)	None	27,890
50	5/22	@WSH	N	L, 1-2	20-30	5th	Doolittle (2-2)	Strahm (0-2)	None	25,700
51	5/23	@WSH	D	W, 3-1	21-30	5th	Ross (4-3)	Fredde (0-1)	Hand (15)	31,076
5/24 OFF DAY										
52	5/25	@LAD	N	L, 1-4	21-31	5th	Stripling (2-1)	Richard (3-6)	Jansen (11)	44,612
53	5/26	@LAD	N	W, 7-5	22-31	5th	Strammen (2-0)	Hudson (1-1)	Hand (16)	43,920
54	5/27	@LAD	D	L, 1-6	22-32	5th	Buehler (3-1)	Cimber (2-2)	None	46,650
55	5/28	MIA	D	L, 2-7	22-33	5th	Smith (4-5)	Lauer (1-3)	None	27,932
56	5/29	MIA	N	W, 9-5	23-33	5th	Stammen (3-0)	Straily (2-1)	None	16,321
57	5/30	MIA	N	W, 3-2	24-33	5th	Strahm (1-2)	Ziegler (0-5)	None	15,733
58	5/31	MIA	N	W, 8-3	25-33	5th	Lyles (2-1)	Chen (1-3)	Hand (17)	17,373
59	6/1	CIN	N	L, 2-7	25-34	5th	Mahle (4-6)	Lockett (0-1)	Lorenzen (1)	25,729
60	6/2	CIN	N	W, 8-2	26-34	5th	Lauer (2-3)	Harvey (1-4)	None	31,710
61	6/3	CIN	D	W, 6-3	27-34	5th	Ross (5-3)	Castillo (4-6)	Yates (1)	25,377
62	6/4	ATL	N	W, 11-4	28-34	5th	Richard (4-6)	Teheran (4-4)	None	19,419
63	6/5	ATL	N	L, 1-14	28-35	5th	Newcomb (7-1)	Lyles (2-2)	Jackson (1)	21,049
64	6/6	ATL	D	W, 3-1	29-35	5th	Castillo (1-0)	Foltynewicz (5-4)	Hand (18)	20,898
6/7 OFF DAY										
65	6/8	@MIA	N	L, 0-4	29-36	5th	Smith (5-6)	Lauer (2-4)	None	10,654
66	6/9	@MIA	D	W, 5-4	30-36	5th	Stammen (4-0)	Rucinski (1-1)	Yates (2)	12,089
67	6/10	@MIA	D	W, 3-1	31-36	5th	Richard (5-6)	Urena (1-8)	Hand (19)	12,984
68	6/11	@STL	N	L, 2-5	31-37	5th	Flaherty (3-2)	Lyles (2-3)	Norris (13)	40,971
69	6/12	@STL	N	W, 4-2	32-37	5th	Cimber (3-2)	Mikolas (7-2)	Hand (20)	40,199
70	6/13	@STL	N	W, 4-2	33-37	5th	Lauer (3-4)	Weaver (3-6)	Hand (21)	44,094
71	6/14	@ATL	N	L, 2-4	33-38	5th	Sanchez (3-0)	Ross (5-4)	Vizzaino (13)	25,250
72	6/15	@ATL	N	W, 9-3	34-38	5th	Richard (6-6)	Freeman (1-3)	None	41,497
73	6/16	@ATL	D	L, 0-1	34-39	5th	Newcomb (8-2)	Lyles (2-4)	Vizzaino (14)	41,916
74	6/17	@ATL	D	L, 1-4	34-40	5th	Teheran (5-4)	Castillo (1-1)	Vizzaino (15)	40,251
6/18 OFF DAY										
75	6/19	OAK	N	L, 2-4	34-41	5th	Trivino (4-1)	Cimber (3-3)	Treinen (16)	37,485
76	6/20	OAK	D	L, 4-12	34-42	5th	Montas (4-1)	Lucchesi (3-3)	None	28,225
77	6/21	@SF	N	L, 0-3	34-43	5th	Bumgarner (1-2)	Ross (5-5)	Melancon (1)	37,497
78	6/22	@SF	N	W, 6-2	35-43	5th	Richard (7-6)	Stratton (8-5)	None	40,546
79	6/23	@SF	D	L, 3-5	35-44	5th	Moronta (3-1)	Cimber (3-4)	None	40,348
80	6/24	@SF	D	L, 2-3	35-45	5th	Blach (5-5)	Hand (1-4)	None	39,230
81	6/25	@TEX	N	L, 4-7	35-46	5th	Barnette (2-0)	Stammen (4-1)	Kela (19)	23,470
82	6/26	@TEX	N	W, 3-2	36-46	5th	Strahm (2-2)	Diekman (1-1)	Hand (22)	21,780
83	6/27	@TEX	N	L, 2-5	36-47	5th	Minor (6-4)	Richard (7-7)	Kela (20)	21,365
6/28 OFF DAY										

G	Date	Opp.	D-N	Result	Rec.	Pos.	WP	LP	SV	Att.
84	6/29	PIT	N	L, 3-6	36-48	5th	Musgrove (3-3)	Lauer (3-5)	Vazquez (16)	27,083
85	6/30	PIT	N	W, 4-3	37-48	5th	Lucchesi (4-3)	Williams (6-6)	Hand (23)	32,418
86	7/1	PIT	D	L, 5-7	37-49	5th	Crick (1-1)	Ross (5-6)	Vazquez (17)	32,099
7/2 OFF DAY										
87	7/3	@OAK	N	L, 2-6	37-50	5th	Pagan (2-0)	Richard (7-8)	None	29,925
88	7/4	@OAK	D	L, 2-4	37-51	5th	Trivino (7-1)	Castillo (1-2)	Treinen (22)	14,408
89	7/5	@ARI	N	W, 6-3	38-51	5th	Lauer (4-5)	Miller (0-3)	Hand (24)	17,982
90	7/6	@ARI	N	L, 1-3	38-52	5th	Godley (10-6)	Lucchesi (4-4)	Boxberger (21)	25,128
91	7/7	@ARI	N	L, 5-20	38-53	5th	Delgado (1-0)	Ross (5-7)	None	27,091
92	7/8	@ARI	D	W, 4-3	39-53	5th	Hand (2-4)	Mathis (0-1)	None	24,869
93	7/9	LAD	N	L, 2-8	39-54	5th	Kershaw (3-4)	Perdomo (1-3)	None	28,110
94	7/10	LAD	N	W, 4-1	40-54	5th	Lauer (5-5)	Hill (2-4)	None	26,272
95	7/11	LAD	N	L, 2-4	40-55	5th	Maeda (6-5)	Lucchesi (4-5)	Jansen (25)	26,448
96	7/12	LAD	N	L, 2-3	40-56	5th	Stripling (8-2)	Ross (5-8)	Jansen (26)	29,595
97	7/13	CHC	N	L, 4-5	40-57	5th	Stop (4-1)	Cimber (3-5)	Morrow (21)	38,988
98	7/14	CHC	N	L, 6-11	40-58	5th	Hendricks (6-8)	Perdomo (1-4)	None	38,837
99	7/15	CHC	D	L, 4-7	40-59	5th	Lester (12-2)	Lauer (5-6)	Morrow (22)	37,672
7/16 2018 HOME RUN DERBY (NATIONALS PARK, WASHINGTON, D.C.) Bryce Harper (W)										
7/17 2018 ALL-STAR GAME (NATIONALS PARK, WASHINGTON, D.C.) AL 8, NL 6										
7/18 ALL-STAR BREAK										
7/19 ALL-STAR BREAK										
100	7/20	@PHI	N	L, 11-5	40-60	5th	Davis (1-0)	Richard (7-9)	None	30,034
101	7/22	@PHI	D	W, 10-2	41-60	5th	Ross (6-8)	Pivetta (6-8)	None	29,392
102	7/22	@PHI	N	L, 0-5	41-61	5th	Velasquez (6-8)	Perdomo (1-5)	None	25,054
103	7/23	@NYM	N	W, 3-2	42-61	5th	Lucchesi (5-5)	deGrom (5-5)	Yates (3)	21,731
104	7/24	@NYM	N	L, 3-6	42-62	5th	Wheeler (4-6)	Lauer (5-7)	None	21,925
105	7/25	@NYM	D	L, 4-6	42-63	5th	Oswalt (1-2)	Richard (7-10)	Swarzak (2)	30,963
7/26 OFF DAY										
106	7/27	ARI	N	L, 2-6	42-64	5th	Greinke (W, 12-5)	Perdomo (1-6)	None	34,725
107	7/28	ARI	N	L, 4-9	42-65	5th	Bradley (3-2)	Maton (0-1)	None	37,149
108	7/29	ARI	D	L, 4-5	42-66	5th	Buchholz (4-1)	Lucchesi (5-6)	Boxberger (25)	32,529
109	7/30	SF	N	L, 3-5	42-67	5th	Smith (1-1)	Strahm (2-3)	None	31,725
110	7/31	SF	D	L, 2-3	42-68	5th	Watson (4-4)	Maton (0-2)	Smith (6)	29,209
8/1 OFF DAY										
111	8/2	@CHC	N	W, 6-1	43-68	5th	Erlin (2-3)	Chavez (3-2)	None	40,714
112	8/3	@CHC	D	L, 4-5	43-69	5th	Quintana (10-7)	Ross (6-9)	Strop (6)	40,894
113	8/4	@CHC	D	L, 4-5	43-70	5th	Hendricks (8-9)	Lockett (0-2)	Stope (7)	40,855
114	8/5	@CHC	D	W, 10-6	44-70	5th	Stammen (5-1)	Edwards Jr. (3-2)	None	41,136
8/6 OFF DAY										
115	8/7	@MIL	N	W, 11-5	45-70	5th	Strahm (3-3)	Hader (4-1)	None	27,664
116	8/8	@MIL	N	L, 4-8	45-71	5th	Chacin (11-4)	Kennedy (0-1)	None	32,355
117	8/9	@MIL	D	W, 8-4	46-71	5th	Yates (4-0)	Knebel (2-3)	None	

SD pitching vs. ARI batting

vs. Colten Brewer

Career	BA	OBP	SLG	AB	H	2B	3B	HR	BB	K
Nick Ahmed	-	1.000	-	0	0	0	0	0	1	0
Paul Goldschmidt	.000	.000	.000	1	0	0	0	0	0	0
Ketel Marte	-	1.000	-	0	0	0	0	0	1	0
Chris Owings	.000	.000	.000	1	0	0	0	0	0	0
David Peralta	.000	.000	.000	1	0	0	0	0	0	1
A.J. Pollock	.000	.000	.000	1	0	0	0	0	0	1

vs. Jose Castillo

Career	BA	OBP	SLG	AB	H	2B	3B	HR	BB	K
Nick Ahmed	.000	.000	.000	1	0	0	0	0	0	0
Alex Avila	.000	.000	.000	1	0	0	0	0	0	1
Patrick Corbin	.000	.000	.000	1	0	0	0	0	0	1
Daniel Descalzo	1.000	1.000	1.000	2	2	0	0	0	0	0
Eduardo Escobar	1.000	1.000	4.000	1	1	0	0	1	0	0
Jon Jay	.000	.000	.000	2	0	0	0	0	0	0
Ketel Marte	.000	.000	.000	1	0	0	0	0	0	1
Jeff Mathis	.000	.500	.000	1	0	0	0	0	1	1
David Peralta	.000	.000	.000	1	0	0	0	0	0	0
A.J. Pollock	.000	.000	.000	2	0	0	0	0	0	0
Steven Souza Jr.	.000	.000	.000	1	0	0	0	0	0	0
Christian Walker	.000	.000	.000	1	0	0	0	0	0	1

vs. Miguel Diaz

Career	BA	OBP	SLG	AB	H	2B	3B	HR	BB	K
Nick Ahmed	.000	.000	.000	2	0	0	0	0	0	0
Daniel Descalzo	.400	.400	1.000	5	2	0	0	1	0	1
Eduardo Escobar	.000	.500	.000	1	0	0	0	0	1	0
Zack Godley	-	-	-	0	0	0	0	0	0	0
Paul Goldschmidt	.000	.500	.000	3	0	0	0	0	3	1
Jon Jay	.500	.500	.500	2	1	0	0	0	0	1
Ketel Marte	.333	.500	.667	3	1	1	0	0	1	1
Jeff Mathis	.333	.333	.667	3	1	1	0	0	0	0
T.J. McFarland	.000	.000	.000	1	0	0	0	0	0	1
Chris Owings	.250	.250	.500	4	1	1	0	0	0	1
David Peralta	.500	.667	.500	2	1	0	0	0	1	0
A.J. Pollock	.000	.000	.000	3	0	0	0	0	0	1
Steven Souza Jr.	1.000	1.000	2.000	1	1	1	0	0	0	0
Taijuan Walker	1.000	1.000	1.000	1	1	0	0	0	0	0

vs. Kazuhisa Makita

Career	BA	OBP	SLG	AB	H	2B	3B	HR	BB	K
Nick Ahmed	.333	.500	1.333	3	1	0	0	1	1	1
Alex Avila	-	1.000	-	0	0	0	0	0	2	0
Clay Buchholz	-	-	-	0	0	0	0	0	0	0
Daniel Descalzo	1.000	1.000	2.000	1	1	1	0	0	0	0
Jarrod Dyson	.000	.000	.000	1	0	0	0	0	0	0
Eduardo Escobar	.000	.500	.000	1	0	0	0	0	1	0
Paul Goldschmidt	.250	.250	1.000	4	1	0	0	1	0	1
Jon Jay	.333	.333	.333	3	1	0	0	0	0	0
Deven Marrero	.000	.000	.000	1	0	0	0	0	0	0
Ketel Marte	.333	.333	.333	3	1	0	0	0	0	0
Jeff Mathis	.000	.000	.000	1	0	0	0	0	0	1
John Ryan Murphy	.000	.000	.000	1	0	0	0	0	0	0
David Peralta	.500	.667	.500	2	1	0	0	0	1	1
A.J. Pollock	.000	.000	.000	2	0	0	0	0	0	0
Steven Souza Jr.	.000	.000	.000	1	0	0	0	0	0	1
Christian Walker	.000	.000	.000	1	0	0	0	0	0	1

vs. Phil Maton

Career	BA	OBP	SLG	AB	H	2B	3B	HR	BB	K
Nick Ahmed	.333	.333	.333	3	1	0	0	0	0	1
Alex Avila	.000	.000	.000	1	0	0	0	0	0	1
Socrates Brito	.000	.000	.000	1	0	0	0	0	0	0
Daniel Descalzo	.500	.667	.500	2	1	0	0	0	1	0
Eduardo Escobar	.000	.500	.000	1	0	0	0	0	1	1
Paul Goldschmidt	.750	.750	.750	4	3	0	0	0	0	1
Jon Jay	.000	.000	.000	2	0	0	0	0	0	0
Patrick Kivlehan	1.000	1.000	4.000	1	1	0	0	1	0	0
Ketel Marte	.250	.250	.250	4	1	0	0	0	0	2
Jeff Mathis	-	-	-	0	0	0	0	0	0	0
John Ryan Murphy	.000	.000	.000	2	0	0	0	0	0	1
Chris Owings	.000	.333	.000	2	0	0	0	0	1	1
David Peralta	.333	.333	.333	3	1	0	0	0	0	0
A.J. Pollock	.667	.750	1.000	3	2	1	0	0	1	0
Steven Souza Jr.	.000	.500	.000	1	0	0	0	0	1	1
Ildemaro Vargas	.000	.000	.000	1	0	0	0	0	0	0

vs. Jacob Nix

Career	BA	OBP	SLG	AB	H	2B	3B	HR	BB	K
Nick Ahmed	-	1.000	-	0	0	0	0	0	1	0
Alex Avila	1.000	1.000	1.000	1	1	0	0	0	0	0
Clay Buchholz	.000	.000	.000	1	0	0	0	0	0	1
Eduardo Escobar	1.000	1.000	1.000	1	1	0	0	0	0	0
Paul Goldschmidt	1.000	1.000	1.000	1	1	0	0	0	0	0
Jon Jay	1.000	1.000	2.000	1	1	1	0	0	0	0
Ketel Marte	.000	.000	.000	1	0	0	0	0	0	0
David Peralta	1.000	1.000	4.000	1	1	0	0	1	0	0
A.J. Pollock	-	1.000	-	0	0	0	0	0	1	0

vs. Craig Stammen

Career	BA	OBP	SLG	AB	H	2B	3B	HR	BB	K
Nick Ahmed	.200	.200	.400	5	1	1	0	0	0	2
Alex Avila	.000	.000	.000	1	0	0	0	0	0	1
Daniel Descalzo	.250	.222	1.000	8	2	0	0	2	0	1
Eduardo Escobar	.333	.333	.500	6	2	1	0	0	0	2
Paul Goldschmidt	.286	.375	.429	14	4	2	0	0	2	3
Jon Jay	.000	.000	.000	8	0	0	0	0	0	3
Patrick Kivlehan	.000	.500	.000	1	0	0	0	0	0	1
Ketel Marte	.000	.200	.000	4	0	0	0	0	1	3
Jeff Mathis	.250	.400	1.000	4	1	0	0	1	1	1
Kris Medlen	.000	.000	.000	2	0	0	0	0	0	1
Shelby Miller	.000	.000	.000	2	0	0	0	0	0	1
John Ryan Murphy	.500	.500	.500	2	1	0	0	0	0	1
Chris Owings	.200	.200	.500	5	1	0	0	0	0	1
David Peralta	.250	.250	.750	8	2	1	0	1	0	0
A.J. Pollock	.250	.400	.250	4	1	0	0	0	1	1
Steven Souza Jr.	1.000	1.000	1.000	1	1	0	0	0	1	0
Chris Stewart	.000	.250	.000	3	0	0	0	0	1	1

vs. Robert Stock

Career	BA	OBP	SLG	AB	H	2B	3B	HR	BB	K
Nick Ahmed	.333	.333	.333	3	1	0	0	0	0	0
Matt Andriese	.000	.000	.000	1	0	0	0	0	0	1
Daniel Descalzo	.333	.333	.333	3	1	0	0	0	0	2
Eduardo Escobar	.000	.000	.000	2	0	0	0	0	0	0
Paul Goldschmidt	.000	.167	.000	5	0	0	0	0	1	3
Jon Jay	.000	.000	.000	2	0	0	0	0	0	1
Ketel Marte	.500	.600	.500	4	2	0	0	0	1	0
Jeff Mathis	.000	.333	.000	2	0	0	0	0	1	1
John Ryan Murphy	.000	.000	.000	1	0	0	0	0	0	0
Chris Owings	.000	.000	.000	1	0	0	0	0	0	0
David Peralta	.000	.500	.000	1	0	0	0	0	1	0
A.J. Pollock	.667	.750	.667	3	2	0	0	0	1	0
Steven Souza Jr.	.333	.333	.333	3	1	0	0	0	0	0

vs. Matt Strahm

Career	BA	OBP	SLG	AB	H	2B	3B	HR	BB	K
Nick Ahmed	.000	.000	.000	3	0	0	0	0	0	1
Alex Avila	.000	.000	.000	2	0	0	0	0	0	1
Daniel Descalzo	-	1.000	-	0	0	0	0	0	1	0
Eduardo Escobar	.500	.500	1.250	4	2	0	0	1	0	1
Paul Goldschmidt	.500	.500	1.000	2	1	1	0	0	0	1
Jon Jay	.333	.333	.333	3	1	0	0	0	0	0
Jake Lamb	.000	.000	.000	2	0	0	0	0	0	1
Deven Marrero	1.000	1.000	2.000	1	1	1	0	0	0	0
Ketel Marte	.250	.250	1.000	4	1	0	0	1	0	2
Jeff Mathis	.000	.000	.000	2	0	0	0	0	0	0
John Ryan Murphy	.000	.000	.000	2	0	0	0	0	0	1
Chris Owings	.000	.000	.000	2	0	0	0	0	0	1
David Peralta	.500	.500	.500	2	1	0	0	0	0	0
A.J. Pollock	.500	.500	.500	2	1	0	0	0	0	1
Steven Souza Jr.	.000	.000	.000	2	0	0	0	0	0	1

vs. Rowan Wick

Career	BA	OBP	SLG	AB	H	2B	3B	HR	BB	K
Nick Ahmed	.000	.000	.000	1	0	0	0	0	0	0
Eduardo Escobar	1.000	1.000	1.000	1	1	0	0	0	0	0
Jon Jay	.000	.000	.000	1	0	0	0	0	0	0
Ketel Marte	.000	.000	.000	1	0	0	0	0	0	0
John Ryan Murphy	.000	.000	.000	1	0	0	0	0	0	1
Chris Owings	.000	.000	.000	1	0	0	0	0	0	0

vs. Brad Wieck

Career	BA	OBP	SLG	AB	H	2B	3B	HR	BB	K
Nick Ahmed	1.000	1.000	1.000	1	1	0	0	0	0	0
Chris Owings	.000	.000	.000	1	0	0	0	0	0	1
David Peralta	.000	.000	.000	1	0	0	0	0	0	1
A.J. Pollock	.000	.000	.000	1	0	0	0	0	0	1

vs. Trey Wingenter

Career	BA	OBP	SLG	AB	H</
--------	----	-----	-----	----	-----

SD batting vs. ARI pitching

vs. Matt Andriese

Career	BA	OBP	SLG	AB	H	2B	3B	HR	BB	K
Freddy Galvis	.500	.500	1.000	2	1	1	0	0	0	0
Javy Guerra	-	1.000	-	0	0	0	0	0	1	0
Austin Hedges	1.000	1.000	4.000	1	1	0	0	1	0	0
Eric Hosmer	.286	.333	.286	14	4	0	0	0	1	3
Travis Jankowski	.000	.000	.000	2	0	0	0	0	0	0
Manuel Margot	.500	.500	2.000	2	1	0	0	1	0	1
Francisco Mejia	.000	.000	.000	1	0	0	0	0	0	0
Wil Myers	.500	.500	.500	2	1	0	0	0	0	0
Jose Pirela	.000	.000	.000	5	0	0	0	0	0	2
Hunter Renfroe	.000	.500	.000	1	0	0	0	0	1	1
Franmil Reyes	.000	.000	.000	1	0	0	0	0	0	0
Cory Spangenberg	.000	.500	.000	1	0	0	0	0	1	1

vs. Jake Barrett

Career	BA	OBP	SLG	AB	H	2B	3B	HR	BB	K
Freddy Galvis	.000	.000	.000	2	0	0	0	0	0	0
Eric Hosmer	.000	.000	.000	1	0	0	0	0	0	0
Travis Jankowski	1.000	1.000	1.000	2	2	0	0	0	0	0
Manuel Margot	-	1.000	-	0	0	0	0	0	1	0
Wil Myers	.333	.333	.333	6	2	0	0	0	0	0
Jose Pirela	.000	.000	.000	1	0	0	0	0	0	1
Franmil Reyes	-	1.000	-	0	0	0	0	0	1	0

vs. Brad Boxberger

Career	BA	OBP	SLG	AB	H	2B	3B	HR	BB	K
A.J. Ellis	.000	.333	.000	2	0	0	0	0	1	0
Freddy Galvis	.000	.000	.000	2	0	0	0	0	0	2
Eric Hosmer	.600	.600	.600	5	3	0	0	0	0	0
Travis Jankowski	.000	.667	.000	1	0	0	0	0	2	1
Manuel Margot	.333	.333	.333	3	1	0	0	0	0	0
Wil Myers	.500	.667	.500	2	1	0	0	0	1	1
Hunter Renfroe	.000	.000	.000	3	0	0	0	0	0	2
Franmil Reyes	.000	.000	.000	1	0	0	0	0	0	1

vs. Silvino Bracho

Career	BA	OBP	SLG	AB	H	2B	3B	HR	BB	K
A.J. Ellis	.000	.500	.000	1	0	0	0	0	0	0
Freddy Galvis	.000	.000	.000	2	0	0	0	0	0	0
Austin Hedges	.000	.000	.000	3	0	0	0	0	0	3
Eric Hosmer	.000	.000	.000	1	0	0	0	0	0	1
Travis Jankowski	.750	.750	.750	4	3	0	0	0	0	0
Manuel Margot	.167	.167	.167	6	1	0	0	0	0	2
Wil Myers	.333	.333	1.333	3	1	0	0	1	0	2
Jose Pirela	1.000	1.000	4.000	1	1	0	0	1	0	0
Hunter Renfroe	.000	.000	.000	2	0	0	0	0	0	0
Cory Spangenberg	.000	.000	.000	3	0	0	0	0	0	1

vs. Archie Bradley

Career	BA	OBP	SLG	AB	H	2B	3B	HR	BB	K
A.J. Ellis	.250	.250	.250	4	1	0	0	0	0	2
Freddy Galvis	.400	.500	.500	10	4	1	0	0	2	2
Austin Hedges	.667	.667	1.000	3	2	1	0	0	0	1
Eric Hosmer	.400	.400	.400	5	2	0	0	0	0	1
Travis Jankowski	.182	.182	.182	11	2	0	0	0	0	2
Manuel Margot	.091	.091	.091	11	1	0	0	0	0	3
Francisco Mejia	.000	.000	.000	1	0	0	0	0	0	1
Wil Myers	.143	.182	.143	21	3	0	0	0	1	5
Jose Pirela	.000	.000	.000	4	0	0	0	0	0	3
Hunter Renfroe	.429	.500	1.286	7	3	0	0	2	0	3
Cory Spangenberg	.000	.000	.000	5	0	0	0	0	0	3

vs. Andrew Chafin

Career	BA	OBP	SLG	AB	H	2B	3B	HR	BB	K
A.J. Ellis	-	1.000	-	0	0	0	0	0	1	0
Freddy Galvis	.200	.200	.200	5	1	0	0	0	0	2
Austin Hedges	-	1.000	-	0	0	0	0	0	1	0
Eric Hosmer	.000	.000	.000	3	0	0	0	0	0	1
Travis Jankowski	.000	.333	.000	2	0	0	0	0	1	2
Manuel Margot	.000	.000	.000	1	0	0	0	0	0	1
Francisco Mejia	.000	.000	.000	1	0	0	0	0	0	1
Wil Myers	.750	.800	1.750	4	3	1	0	1	1	0
Jose Pirela	.000	.000	.000	1	0	0	0	0	0	0
Hunter Renfroe	1.000	1.000	2.000	1	1	1	0	0	0	0
Cory Spangenberg	.200	.200	.400	5	1	1	0	0	0	4

vs. Randall Delgado

Career	BA	OBP	SLG	AB	H	2B	3B	HR	BB	K
A.J. Ellis	.167	.286	.167	6	1	0	0	0	1	0
Freddy Galvis	.167	.167	.333	6	1	1	0	0	0	2
Austin Hedges	.200	.200	.800	5	1	0	0	1	0	1
Travis Jankowski	.333	.500	.333	3	1	0	0	0	1	1
Manuel Margot	.200	.200	.400	5	1	1	0	0	0	1
Wil Myers	.308	.308	.538	13	4	3	0	0	0	5
Jose Pirela	.333	.333	.333	3	1	0	0	0	0	1
Hunter Renfroe	.333	.333	.333	3	1	0	0	0	0	1
Cory Spangenberg	.167	.286	.167	6	1	0	0	0	1	1

vs. Jake Diekman

Career	BA	OBP	SLG	AB	H	2B	3B	HR	BB	K
A.J. Ellis	1.000	1.000	2.000	1	1	1	0	0	3	0
Austin Hedges	.000	.000	.000	1	0	0	0	0	0	1
Eric Hosmer	.200	.200	.200	5	1	0	0	0	0	0
Travis Jankowski	1.000	1.000	1.000	1	1	0	0	0	1	0
Manuel Margot	.000	.000	.000	1	0	0	0	0	0	0
Wil Myers	.500	.500	1.000	2	1	1	0	0	0	1
Hunter Renfroe	1.000	1.000	2.000	2	2	2	0	0	0	0

vs. Zack Godley

Career	BA	OBP	SLG	AB	H	2B	3B	HR	BB	K
Freddy Galvis	.182	.308	.182	11	2	0	0	0	2	2
Austin Hedges	.211	.286	.263	19	4	1	0	0	2	3
Eric Hosmer	.125	.364	.250	8	1	1	0	0	3	3
Travis Jankowski	.167	.286	.167	12	2	0	0	0	2	3
Manuel Margot	.227	.217	.227	2	5	0	0	0	0	5
Wil Myers	.421	.476	.737	19	8	1	1	1	2	4
Jose Pirela	.167	.167	.167	6	1	0	0	0	0	3
Hunter Renfroe	.313	.353	.438	16	5	2	0	0	1	6
Franmil Reyes	.667	.667	2.667	3	2	0	0	2	0	0
Cory Spangenberg	.200	.333	.267	15	3	1	0	0	3	3

vs. Yoshihisa Hirano

Career	BA	OBP	SLG	AB	H	2B	3B	HR	BB	K
Freddy Galvis	.250	.250	.250	4	1	0	0	0	0	2
Austin Hedges	-	1.000	-	0	0	0	0	0	0	0
Eric Hosmer	.333	.333	.333	3	1	0	0	0	0	1
Travis Jankowski	.000	.000	.000	2	0	0	0	0	0	0
Manuel Margot	.000	.000	.000	3	0	0	0	0	0	1
Wil Myers	.000	.000	.000	2	0	0	0	0	0	0
Jose Pirela	.000	.000	.000	3	0	0	0	0	0	0
Hunter Renfroe	.000	.333	.000	2	0	0	0	0	1	0
Cory Spangenberg	.000	.000	.000	1	0	0	0	0	0	1
Matt Szczur	.000	.000	.000	1	0	0	0	0	0	0

vs. Matt Koch

Career	BA	OBP	SLG	AB	H	2B	3B	HR	BB	K
Freddy Galvis	.000	.000	.000	3	0	0	0	0	0	1
Austin Hedges	.200	.200	.200	5	1	0	0	0	0	1
Eric Hosmer	.000	.000	.000	3	0	0	0	0	0	0
Travis Jankowski	.000	.000	.000	1	0	0	0	0	0	1
Manuel Margot	.000	.000	.000	4	0	0	0	0	0	0
Wil Myers	.500	.500	.667	6	3	1	0	0	0	0
Jose Pirela	.333	.500	.333	3	1	0	0	0	1	0
Hunter Renfroe	.333	.333	.667	3	1	1	0	0	0	0

vs. Yoan Lopez

Career	BA	OBP	SLG	AB	H	2B	3B	HR	BB	K
Freddy Galvis	.000	.000	.000	1	0	0	0	0	0	0
Wil Myers	.000	.000	.000	1	0	0	0	0	0	0
Franmil Reyes	.000	.000	.000	1	0	0	0	0	0	1

vs. Jimmie Sherfy

Career	BA	OBP	SLG	AB	H	2B	3B	HR	BB	K
Freddy Galvis	.000	.000	.000	1	0	0	0	0	0	1
Austin Hedges	.000	.000	.000	2	0	0	0	0	0	0
Eric Hosmer	-	1.000	-	0	0	0	0	0	2	0
Manuel Margot	.333	.333	.333	3	1	0	0	0	0	1
Francisco Mejia	.000	.000	.000	1	0	0	0	0	0	0
Wil Myers	.000	.000	.000	3	0	0	0	0	0	0
Hunter Renfroe	.000	.000	.000	2	0	0	0	0	0	1
Franmil Reyes	.000	.500	.000	1	0	0	0	0	1	0

vs. Brad Ziegler

Career	BA	OBP	SLG	AB	H	2B	3B	HR	BB	K
A.J. Ellis	.143	.143	.143	14	2	0	0	0	0	1
Freddy Galvis	.167	.167	.333	6	1	1	0	0	0	1
Austin Hedges	.000	.500	.000	1	0	0	0	0	1	0
Travis Jankowski	.000	.000	.000	3	0	0	0	0	0	1
Manuel Margot	.000	.143	.000	6	0	0	0	0	1	2
Wil Myers	.667	.667	.667	6	4	0	0	0	0	0
Hunter Renfroe	.500	.667	.500	2	1	0	0	0	1	1
Franmil Reyes	.000	.333	.000	2	0	0	0	0	1	2
Cory Spangenberg	.400	.500	1.000	5	2	0	0	1	1	1