



# SAN DIEGO PADRES 2018 GAME NOTES

San Diego Padres (61-92) @ Los Angeles Dodgers (85-68)

Friday, September 21, 2018 • 7:10 p.m. PST • Dodger Stadium • Los Angeles, CA

LHP Eric Lauer (5-7, 4.74) vs. RHP Ross Stripling (8-4, 2.77)

Game 154 • Home Game 76 • [FM 97.3](#) • [XEMO 860](#) • [FSSD](#)

[padrespressbox](#) [@PadresPR](#) [@Padres](#) [padres](#) San Diego Padres [Padres pronunciations](#)

**LEFT OUR HEARTS IN SAN DIEGO:** The Padres bested the San Francisco Giants 8-4 on Wednesday night, snapping a 6-game losing streak vs. SF, their longest against the Giants since 2016...starter **Robbie Erlin** received the win, snapping his career-high streak of going 4 consecutive outings without a victory...the Friars went 4-for-7 with RISP, and the SD offense was propelled by a 3-run homer in the 8th inning off the bat of **Freddy Galvis**.

**VS. LAD:** The Friars last win against the Dodgers was on July 10 in San Diego (in which Eric Lauer got the win, pitching 8.2 innings and allowing just 1 run on 4 hits and 8 strikeouts)...the Friars have lost their last 5 games opposite their divisional foe.

**DODGING HITS, RUNS, ETC.:** Starter **Eric Lauer** is in search for his first winning decision since he picked up the victory on July 10 vs. LAD...he's been credited with the win in both of his starts vs. the Dodgers, owning a 0.61 ERA (1 er, 14.2 ip) with 13 strikeouts against 3 bb...Los Angeles has yet to log a single hit against Lauer with RISP, going 0-for-7 in such situations...in '18, Eric has used 5 main pitches: four-seamer (59.5%), cutter (19.5%), curve (11.4%), slider (5.9%) and changeup (3.7%).

**ROOKIE STARTS:** Entering tonight's game, the Padres have seen 61 starts by rookies, the 3rd-most in the majors (behind MIA's 68 and TB's 66)...they've logged the 3rd-most innings (296.2) and own a 4.85 ERA...they've thrown a 1st-pitch strike 59.1 percent of the time, while SD rookie relievers have a 63.8 1st-pitch strike percentage.

**HE'S A FRAN WITH A PLAN:** **Franmil Reyes** is riding a career-high 11-game hitting streak since Sept. 7 @ CIN (.410, 16-for-39)...he is currently tied for the longest hitting streak by a Padre this year (**Hunter Renfroe** and **Christian Villanueva** also had 11-game streaks)...Reyes has gone hitless in just 1 of his last 22 games (.389) since August 25...his .389 clip in that time leads the majors.

**YOUR FRIENDLY NEIGHBORHOOD FREDDY:** In the Padres last series vs. SF, **Freddy Galvis** went 7-for-13 (.538) with 3 2b and 1 hr...he's hit in 5 consecutive games, going 10-for-20 (.500), and he's also riding a 4-game extra-base hit streak, tying for the longest of his career.

**QUITE THE JUXTAPOSITION:** Since the All-Star break, the Padres bullpen leads the NL in ERA (3.26), opponent average (.220) and strikeouts (270)...the SD rotation since the break rank last in the majors in ERA (5.84) and opponent average (.291) and last in the NL in strikeouts (204).

**DOES ROSS = BOSS?:** Padres with notable numbers vs. **Ross Stripling:** **Freddy Galvis** (.385, 5-for-13), **Manuel Margot** (.500, 4-for-8 with 2 2b, 1 hr, 2 bb), **Wil Myers** (400, 4-for-10 with 2 2b and 1 bb) and **Jose Pirela** (.667, 6-for-9 with 2 2b, 1 hr, 1 bb).

**THIS DATE IN PADRE HISTORY:** On Sept. 21, 1986, in his Major League debut, RHP **Jimmy Jones**, the Padres' first-round draft pick in 1982, threw a complete-game 1-hitter in SD's 5-0 win @ HOU...Jones, who is now the Padres' Double-A pitching coach, faced one hitter over the minimum as he allowed no walks with 5 strikeouts.

**REST IN PEACE, COACH:** The Padres mourn the loss of **Don Welke**, VP of Scouting Operations, who passed away on Thursday...Don began his career of over 50 years in baseball with the Cincinnati Reds in 1965...a pioneer in scouting, he possessed a keen eye for talent, serving as an integral part of the success of the Toronto Blue Jays in the early 1990s and was instrumental in the Texas Rangers' World Series appearances in 2010 and 2011...he was directly involved in the acquisitions of Pat Hentgen, John Olerud, Willie Blair, Shawn Green, Adrian Beltre, Elvis Andrus, and Jurickson Profar... rest in peace, Coach.

### Padres at a glance...

Overall Record.....	61-92
NL West Standing.....	(-24.0, 5th)
Home.....	29-49
Road.....	32-43
Day.....	19-27
Night.....	42-65
Current Streak.....	W1
All-Time Record.....	3,672-4293-2
All-Time at Home.....	1,989-1997-1
All-Time at Petco Park.....	620-592
All-Time on Road.....	1,683-2296-1
2018 vs. LAD.....	4-12
2018 vs. LAD at home.....	3-7
2018 vs. LAD on road.....	1-5
All-Time vs. LAD.....	392-462-1
All-Time vs. LAD at home.....	209-217-1
All-Time vs. LAD on road.....	183-245

### Padres record when...

March.....	0-3
April.....	10-17
May.....	15-13
June.....	12-15
July.....	5-20
August.....	12-15
September.....	7-9
Vs. LHSP.....	16-35
Vs. RHSP.....	45-57
Series Opener.....	16-33
Series Opener at Home.....	4-21
Series Opener on Road.....	12-12
By Series.....	13-29-7
By Home Series.....	7-15-3
By Road Series.....	6-14-4
Rubber Games.....	7-11
Sweeps/Were Swept.....	2-9
Scored First.....	41-26
Opponent Scored First.....	20-66
1-run games.....	19-19
1 or 2 run games.....	27-35
Comeback Wins.....	28-35
Last AB Wins.....	12-18
Walkoff Wins.....	5-6
Extra Innings.....	3-10
Led After 6.....	43-5
Led After 7.....	47-6
Led After 8.....	49-5
Tied After 6.....	11-10
Tied After 7.....	10-8
Tied After 8.....	8-9
Behind After 6.....	7-77
Behind After 7.....	4-77
Behind After 8.....	4-77
Division Games.....	23-44
Vs. Other Divisions.....	38-48
Vs. A.L. Teams.....	7-13
Vs. N.L. Teams.....	54-79
Vs. A.L. West.....	7-13
Vs. N.L. East.....	15-17
Vs. N.L. Central.....	16-18
Vs. N.L. West.....	23-44
Hit 0 HR.....	14-41
Hit 1+ HR.....	47-51
Hit 2+ HR.....	27-15
Scored 3 or Fewer Runs.....	15-64
Scored 4 or More Runs.....	46-28
Scored 5 or More Runs.....	37-9
Allowed 3 or Fewer Runs.....	44-12
Allowed 4 or More Runs.....	17-80
Allowed 5 or More Runs.....	9-64
More Hits than Opponent.....	42-13
Fewer Hits than Opponent.....	14-70
Committed No Errors.....	42-42
Committed 1 or More Errors.....	19-50
Before All-star Game.....	40-59
After All-star Game.....	21-33
Starter Goes at least 5 inn.....	55-55
Starter Goes at least 6 inn.....	28-24
Starter Goes at least 7 inn.....	10-7

### Upcoming schedule and probable starters

Day	Date	Time (PST)	Opp.	Padres starter	Opposing starter	Television
Sat	9/22	6:10 p.m.	@ LAD	RHP Jacob Nix (2-3, 5.75)	LHP Rich Hill (9-5, 4.02)	FSSD
Sun	9/23	1:10 p.m.	@ LAD	LHP Joey Lucchesi (8-8, 3.74)	LHP Hyun-Jin Ryu (5-3, 2.18)	FSSD

NATIONAL LEAGUE CHAMPIONS 1984, 1998 • NATIONAL LEAGUE WEST CHAMPIONS 1984, 1996, 1998, 2005, 2006

**STARTING PITCHER NOTES**

**#46 LHP ERIC LAUER (5-7, 4.74)**

@e\_lauer10

**LAUER HOUR:** 23-year-old Eric Lauer is set to make his 22nd start of the season and third against the Los Angeles Dodgers tonight...it will mark his first career start at Dodger Stadium.

**OH SO CLOSE:** In his last outing vs. LAD on 7/10, Lauer was one out shy of becoming the first Padre rookie to throw a complete-game shutout since **Clay Hensley** in 2006 on 7/10 vs. LAD...he tossed a career-high 8.2 IP of four-hit ball, allowing one run behind a career-high 155 pitches and a career-high-tying eight strikeouts.

- In his two career starts vs. LAD, he is 2-0 with a 0.61 ERA (1 ER, 14.2 IP).

**AN NL WEST KINDA GUY:** In his eight career starts against the NL West, he is now 3-1 with a 3.09 ERA (15 ER, 43.2 IP).

- Has allowed three earned runs or less in seven of his eight outings against his NL West foes...excluding his ML debut against COL on 4/24...he is 3-0 with a 1.19 ERA against the NL West.

**LAST TIME OUT:** The southpaw tossed 5.0 IP of three-hit ball on 9/15 vs. TEX, allowing two runs in the Padres' 6-3 defeat.

- In his three starts since being reinstated from the 10-day DL on 8/30 vs. COL (left forearm strain) and missing 25 games, he has posted a 1.29 ERA (2 ER, 14.0 IP) with three no decisions.

**20 START CLUB:** With his start in his home state on 9/6 at CIN, the Elyria, Ohio native became the 20th rookie in Padres history to reach the 20 start plateau...teammate **Joey Lucchesi** became the 19th rookie to make 20 starts in a single season earlier this year...its the first time the Padres have had two rookies make 20-or-more starts since 1977...it's now been done so on five occasions (also: 1969, 1972 and 1974).

- The Padres have now had a rookie reach the 20 start mark in three consecutive seasons, with **Dinelson Lamet** making 21 in 2017 and **Luis Perdomo's** 20 in 2016...prior to 2016, the last Padre rookie to make 20 starts was **Justin Germano** in 2007.

**ERIC'S ARSENAL:** Lauer has relied on five pitches this season: four seamer (59.8%), cutter (19.3%), curve (11.4%), slider (5.9%) and changeup (3.7%).

**JUST BE SUPPORTIVE:** When Lauer receives three-or-more runs of support, he is 4-0 with a 2.93 ERA (14 er, 43.0 ip)...when he gets less than three runs of support, he's 1-7 with a 6.09 ERA (39 er, 57.2 ip).

**SAMPLE SIZE:** Allowed three earned runs or less in eight consecutive starts from 6/2-7/10...his 2.33 ERA from 6/2-7/10 was the 10th-lowest mark among all ML starters and sixth-lowest in the NL.

**GET TO THE FIFTH:** Lauer has tossed at least 5.0 IP in 14 of his 21 starts this season...when throwing at least 5.0 IP, he owns a 5-2 record, a 2.41 ERA (21 ER, 78.1 IP), .254 opponent average and 1.31 WHIP...when he tosses less than 5.0 innings, he has a 0-5 record, 12.90 ERA (32 ER, 22.1 IP) with a .394 opponent average and a 2.51 WHIP.

**ERIC'S 2018 DAY-BY-DAY**

Date/Opp.	Dec.	ERA	IP	H	R	ER	BB	SO	HR	PIT
4/24 at COL	L	18.00	3.0	6	7	6	4	3	1	74
4/30 at SF	ND	10.13	5.0	7	3	3	2	7	0	88
5/6 vs. LAD	W	5.79	6.0	7	0	0	1	5	0	102
5/11 vs. STL	L	8.27	2.1	7	6	6	1	0	4	62
5/17 at PIT	ND	8.14	4.2	6	4	4	3	3	0	88
5/22 at WSH	ND	6.67	6.0	6	1	1	2	7	1	99
5/28 vs. MIA	L	7.67	2.1	7	5	5	2	3	0	63
6/2 vs. CIN	W	6.82	5.0	5	1	1	2	4	1	87
6/8 at MIA	L	6.64	5.0	6	3	3	7	6	0	111
6/13 at STL	W	6.20	5.2	8	2	2	0	2	1	87
6/19 vs. OAK	ND	5.47	6.0	3	1	0	2	7	0	96
6/24 at SF	ND	5.05	6.0	5	1	1	1	4	1	96
6/29 vs. PIT	L	5.08	5.0	9	6	3	0	3	1	92
7/5 at ARI	W	4.84	5.0	7	1	1	2	2	0	95
7/10 vs. LAD	W	4.40	8.2	4	1	1	2	8	1	115
7/15 vs. CHC	L	4.87	2.0	5	5	5	1	3	0	56
7/24 at NYM	L	5.29	4.0	6	6	6	3	5	1	85
7/30 vs. SF	ND	5.30	5.0	7	3	3	2	3	1	101
8/30 vs. COL	ND	5.01	5.0	0	1	0	2	2	0	81
9/6 at CIN	ND	4.80	4.0	2	0	0	3	8	0	86
9/15 vs. TEX	ND	4.74	5.0	3	2	2	1	4	1	81

**'18 SUMMARY**

**Record/ERA:**..... 5-7, 4.74 ERA (53 ER, 100.2 IP), 21 G (21 GS)  
**vs. LHB:** ..... 287 (27-for-94)  
**vs. RHB:** ..... 289 (89-for-308)  
**HOME:** ..... 3-4, 4.47 ERA (26 ER, 52.1 IP)  
**ROAD:** ..... 2-3, 5.03 ERA (27 ER, 48.1 IP)

HIGHS	2018 SEASON HIGHS	CAREER HIGHS
INNINGS.....	8.2, 7/10 vs. LAD	8.2, 7/10 vs. LAD
RUNS .....	7, 4/24 at COL	7, 4/24 at COL
EARNED RUNS ..	6 (3x), last: 7/24 at NYM	6 (2x), last: 5/11 vs. STL
HITS .....	9, 6/29 vs. PIT	9, 6/29 vs. PIT
WALKS .....	7, 6/8 at MIA	4, 4/24 at COL
STRIKEOUTS.....	8 (2x), last: 9/6 at CIN	8 (2x), last: 9/6 at CIN

**Eric vs. LAD**

**Career:** 2-0, 0.61 ERA (1 ER, 14.2 IP), 2 G (2 GS)  
**2018:** 2-0, 0.61 ERA (1 ER, 14.2 IP), 2 G (2 GS)  
**Petco Park:** 2-0, 0.61 ERA (1 ER, 14.2 IP), 2 G (2 GS)  
**Dodger Stadium:** No appearances

**JUNE BLOOM:** After posting a 7.67 ERA from April-May (his first seven starts), he tallied a 2.76 mark in June (his next six outings) for a -4.91 ERA differential.

- His -4.91 ERA differential ranked first among all ML pitchers that tossed at least 25.0 IP from March-May and also at least 25.0 IP in June.

**CHECK THE SPLITS:** Lauer has walked 10 left-handed batters this season and yielded 33 free passes to right-handed hitters...lefties have also accrued just 10 RBI off the southpaw, while righties have combined for 43 RBI.

**PICKOFF ARTIST:** Lauer's 10 pickoffs lead the majors, three more than the next closest hurler (SEA **Marco Gonzales'** seven).

- **Lauer** (10) and fellow rookie **Joey Lucchesi** (three) have combined for 13 pickoffs this year...it's the most pickoffs by a Padre rookie duo in franchise history.
- The Padres 19 pickoffs lead the NL and are tied with the Chicago White Sox for the ML lead.
- Recorded pickoffs in five straight starts from 5/22-6/13, the longest pickoff streak in SD history and tied for the second-longest in ML history with four others...**Andy Pettitte** had the longest streak (eight straight in 1997).

**TOMORROW'S STARTER — #63 RHP Jacob Nix (2-3, 6.00) — juicy\_jake33**

**NIX'N NOD:** RHP **Jacob Nix** is set to make his eighth-career start and his first against the Los Angeles Dodgers tomorrow...tossed his third career quality start his last time out on 9/16 vs. TEX (6.0 IP, 7 H, 3 ER).

- On Aug. 28 vs. SEA, he tossed 8.1 IP of one-run ball on no strikeouts and no walks, tossing just 79 pitches en route to his second career victory.
- In his Major League debut on Aug. 10 vs. PHI, he worked 6.0 innings of four-hit, scoreless ball, accruing four strikeouts on two walks and leading the Padres to their 2-0 victory over the Phillies, becoming the first Padre to toss 6.0-or-more scoreless innings in his debut since Odrisamer Despaigne on June 23, 2014 @ SF (7.0 innings).

**BULLPEN NOTES****#54 Colten Brewer • LHP** coltenbrewer\_54  **0-0, 3.18 ERA, 0 SV, 0 SVO, 7 APP.****last outing:** 9/17 vs. SF (1.0 ip, h, so) **vs. LHB:** .333 (4-12) • **vs. RHB:** .429 (6-14)  
**season-high ip:** 1.0 (4x, last: 9/17 vs. SF) **current scoreless streak:** 2.0 IP (2 g)

- Has held opponents scoreless in five of his seven appearances to begin his ML career...has yet to allow a run in three games and 2.1 IP on the road.
- Pitched to a 3-4 record and a 3.75 ERA in 37 games for El Paso this year with 63 strikeouts against 15 walks.
- Has relied on four pitches this season: cutter (65.8%), curve (23.1%), four seamer (6.8%) and slider (4.3%).

**#65 José Castillo • LHP** 65josecastillo  **2-3, 3.12 ERA, 0 SV, 1 SVO, 33 APP.****last outing:** 9/18 vs. SF (1.0 ip, 3 so) **vs. LHB:** .143 (6-42) • **vs. RHB:** .177 (14-79)  
**season-high ip:** 2.0 (2x, last: 7/30 vs. SF) **current scoreless streak:** 1.0 IP (1 g)

- Has allowed just one earned run in 12 games and 12.1 IP vs. the NL West (0.73 ERA), while he has yet to allow a run in 1.0 IP vs. LAD.
- Tuesday, struck out each of the three batters he faced, the fourth time this season he struck out each batter faced in at least 1.0 IP.
- Opponents are hitting just .165 (20-for-121) against him this season and .207 (6-for-29) with RISP.
- This season, he's relied on two primary pitches: four seamer (54.7%) and slider (45.1%).

**#43 Miguel Díaz • RHP** **0-0, 5.79 ERA, 0 SV, 0 SVO, 8 APP.****last outing:** 9/15 vs. TEX (1.0 ip, h, so) **vs. LHB:** .200 (5-25) • **vs. RHB:** .313 (10-32)  
**season-high ip:** 2.0 (5x, last: 9/2 vs. COL) **current scoreless streak:** 1.0 IP (1 g)

- Has tossed 2.0 innings in five of his eight outings this year and has recorded three-or-more strikeouts in six of his eight games.
- Opponents are hitting .100 (1-for-10) with RISP/2 out.
- This year, he's relied on five pitches: four-seamer (52.8%), changeup (24%), sinker (2.4%) and slider (20.9%).

**#53 Kazuhisa Makita • RHP** k.makita\_53  **0-1, 6.10 ERA, 0 SV, 0 SVO, 25 APP.****last outing:** 8/16 vs. ARI (3.1 ip, h, 3 bb, 3 so) **vs. LHB:** .308 (16-52) • **vs. RHB:** .221 (15-68)  
**season-high ip:** 3.1 (8/16 vs. ARI) **current scoreless streak:** 4.1 IP (2 g)

- Owns a 3.29 ERA (5 ER, 13.2 IP) in 10 games on the road this season...Dodgers hitters are just 1-for-12 (.083) against him at Dodger Stadium.
- Posted a 1-1 record and a 3.76 ERA in 24 games for El Paso this season.
- His average pitch velocity of 77.5 mph is the second-slowest among major league pitchers (min. 200 pitches).
- This year, he's relied on five pitches: four seamer (65.3%), slider (18.4%), sinker (10.7%), curve (3.5%) and changeup (2.2%).

**#88 Phil Maton • RHP** **0-2, 4.17 ERA, 0 SV, 1 SVO, 43 APP.****last outing:** 9/19 vs. SF (1.0 ip, bb) **vs. LHB:** .247 (21-85) • **vs. RHB:** .283 (26-92)  
**season-high ip:** 2.2 (2x, 4/11 at COL) **current scoreless streak:** 1.0 IP (1 g)

- Has gone 1-1 in 14 career September outings with a 3.21 ERA (5 ER, 14.0 IP).
- Owns a 10.32 SO/9 and a 62.3 first-pitch strike percentage...has tallied a career high 45.1 IP, just passing his 43.0 IP in 2017.
- This year, has relied on two primary pitches this season: four seamer (62.8%) and slider (37.2%)...leads the Padres with an average spin rate of 2630 RPM (min. 200 pitches thrown).

**#61 Luis Perdomo • RHP** **1-6, 7.75 ERA, 0 SV, 0 SVO, 10 APP.****last outing:** 9/8 at CIN (1.0 ip, bb, so) **vs. LHB:** .361 (35-97) • **vs. RHB:** .321 (25-78)  
**season-high ip:** 7.0 (7/9 vs. LAD) **current scoreless streak:** 1.0 IP (1 g)

- Is 1-1 in five games (four starts) on the road this season with a 2.70 ERA (6 ER, 20.0 IP) and 15 strikeouts.
- Tossed 5.0 innings-or-more in four of his nine starts this season...with RISP/2 out, opponents are hitting just .167 (3-for-18).
- Has relied on five pitches this season: Sinker (45.1%), Slider (26%), Four Seamer (17.1%), Split Finger (11.7%), Curve (0.1%).

**#34 Craig Stammen • RHP** @cstammen35  **8-3, 2.78 ERA, 0 SV, 5 SVO, 69 APP.****last outing:** 9/19 vs. SF (1.0 ip, h, r, er, 2 so, hr) **vs. LHB:** .254 (32-126) • **vs. RHB:** .199 (30-151)  
**season-high ip:** 2.0 (9x, last: 8/25 at LAD) **current scoreless streak:** 0.0 IP (0 g)

- His career 0.73 ERA at Dodger Stadium is his lowest in any ballpark (min. 12.0 IP).
- Has held opponents scoreless in 25 of his last 28 games, posting a 2.40 ERA, a .178 opponent's average and a 11.40 SO/9.
- His eight wins are the most by a Padres reliever in a single season since Scott Linebrink also tallied eight wins in 2005.
- This season, he's relied on three primary pitches: sinker (67.7%), slider (21.1%) and curve (11%).


**#66 Robert Stock • RHP** @robertstock6  stockrobert21  **1-1, 2.15 ERA, 0 SV, 0 SVO, 29 APP.****last outing:** 9/19 vs. SF (1.0 ip, 2 h) **vs. LHB:** .273 (18-66) • **vs. RHB:** .213 (16-75)  
**season-high ip:** 3.0 (2x, last: 8/30 vs. COL) **current scoreless streak:** 6.2 IP (7 g)

- Owns a 1.37 ERA (3 ER, 19.2 IP) in 15 games vs. the NL West this season...his only loss came at LAD (Aug. 25).
- Has allowed one-or-fewer earned runs in 27 of his 29 appearances...has pitched to a 1.06 ERA (4 ER, 34.0 IP) over his last 24 games.
- Relies upon three pitches: Four Seamer (59.2%), Slider (36.9%), Changeup (3.7%)...his fastball has averaged at 97.5 mph, while opponents are hitting just .125 (5-for-40) against his slider.

**#55 Matt Strahm • LHP** @mattstrahm  mattstrahm  **3-4, 2.03 ERA, 0 SV, 0 SVO, 37 APP.****last outing:** 9/18 vs. SF (1.0 ip, 2 so) **vs. LHB:** .254 (15-59) • **vs. RHB:** .150 (22-147)  
**season-high ip:** 3.1 (6/23 at SF) **current scoreless streak:** 4.1 IP (3 g)


- Saturday night marked his 11th outing of tossing 2.0 IP or more...owns a 2.31 ERA (6 ER, 23.1 IP) in 14 games (two starts) vs. the NL West this year.
- Holding opponents to a .180 batting average on the season and a .077 clip with RISP.
- In 21 games since July 8, he's pitched to a 1.23 ERA (4 ER, 29.1 IP) while limiting opponents to a .045/.120/.091 mark with RISP.
- This year, has relied on four pitches: four seamer (58.4%), slider (15%), changeup (14.4%) and curve (12.1%).

**BULLPEN NOTES CONTINUED...**

**#40 Rowan Wick • RHP** @rowanwick  **0-0, 7.11 ERA, 0 SV, 0 SVO, 7 APP.**  
**last outing:** 9/16 vs. TEX (1.0 ip, h) **vs. LHB:** .313 (5-16) • **vs. RHB:** .417 (5-12)  
**season-high ip:** 1.1 ip (9/7 at CIN) **current scoreless streak:** 2.0 IP (3 g)



---

- Has held opponents scoreless in six of his seven appearances to begin his ML career, while he has yet to allow a run in four games and 3.2 IP at home while limiting hitters to a .214 batting average.
- Has yet to allow a run in three games and 3.0 IP vs. the NL West...made his MLB debut on 8/31 vs. COL, tossing a perfect ninth inning with one strikeout.
- Has relied on four pitches this year: four seamer (78.4%), slider (11.8%), curve (7.8%) and sinker (2%).

**#57 Brad Wieck • LHP** wieckbrad  **0-0, 0.00 ERA, 0 SV, 0 SVO, 2 APP.**  
**last outing:** 9/17 vs. SF (2.0 ip, h, 4 so) **vs. LHB:** .200 (1-5) • **vs. RHB:** .000 (0-5)  
**season-high ip:** 2.0 IP (9/17 vs. SF) **current scoreless streak:** 3.0 IP (2 g)



---

- Tallied a career-high 2.0 IP and four strikeouts on Monday...opponents have gone just 1-for-10 (.100) against him.
- Made his MLB debut on Sept. 14 vs. TEX, tossing a perfect eighth inning.
- Prior to his call-up, split the season between Triple-A El Paso and Double-A San Antonio...named a 2018 Texas League Mid-Season All-Star while with San Antonio, posting a 1.93 ERA in 27 games prior to the All-Star Game.
- Has relied on four pitches: four seamer (50%), slider (30%), curve (17.5%) and changeup (2.5%).

**#58 Trey Wingenter • RHP** @treying16  treying\_16  **0-0, 4.11 ERA, 0 SV, 2 SVO, 18 APP.**  
**last outing:** 9/19 vs. SF (1.0 ip, so) **vs. LHB:** .192 (5-26) • **vs. RHB:** .172 (5-29)  
**season-high ip:** 1.1 (8/16 vs. ARI) **current scoreless streak:** 1.1 IP (2 g)

---

- Has posted a 2.45 ERA (2 ER, 7.1 IP) in eight appearances on the road while limiting opponent's to a .154 clip.
- Opponents are hitting .182 (10-for-55) against him this season and has yet to allow a hit with RISP/2 out (0-for-5).
- This year, has relied on three primary pitches: four seamer (68.2%), slider (29.9%) and sinker (1.5%).

**#39 Kirby Yates • RHP** @kauaikirby39  kirbskauai  **5-3, 2.01 ERA, 9 SV, 10 SVO, 60 APP.**  
**last outing:** 9/18 vs. SF (1.0 ip, 2 so) **vs. LHB:** .239 (22-92) • **vs. RHB:** .136 (16-118)  
**season-high ip:** 2.0 (3x, last: 7/30 at SF) **current scoreless streak:** 1.2 IP (2 g)

---

- Earned the save in a career-high three consecutive outings (9/9-12)...has converted nine of his 10 save opportunities and has earned the save in five of his last 11 games.
- Limiting opponents to a .181 batting average on the season and a .108 clip with RISP.
- This year, has relied on three pitches: four seamer (57.9%), split finger (35.9%) and slider (6.2%).

---

---

## BATTING NOTES

**#17 A.J. Ellis • C • R/R** @ajellis17 

**last game:** did not play **Series vs. SF:** 0-0 • **Past Homestand:** 0-1  
**career vs. LAD:** 8-25 (.320) 3 2b, 1 hr **last hr:** 5/26 @ LAD • **current hit streak:** 0g (0-3)

- Has gone 4-for-10 (.400) with 1 HR @ Dodger Stadium while not in a Dodger uniform.
- Has walked in three consecutive games in a pinch-hit role, his longest such streak as a PH in his career.
- At 37-years-old, his .289 clip this season is the highest in his career...his .398 OBP is the highest among all ML catchers with at least 50 games played.
- Has three multi-hit efforts in his past four starts (.375, 6-for-16)...last start came on Sept. 2 vs. COL.
- Slashing .309/.407/.397 on the road this year and .270/.389/.338 at home.

**#13 Freddy Galvis • INF • S/R** @freddygalvis10  **freddygalvis13** 

**last game:** 2-4, hr, 4 rbi, 2 r **Series vs. SF:** 7-13 • **Past Homestand:** 10-24  
**career vs. LAD:** 37-165 (.224) 5 2b, 1 3b, 4 hr **last hr:** 9/21 vs. SF • **current hit streak:** 5g (9/15-19)

- In the Padres last series vs. SF, he went 7-for-13 (.538) with 3 2b and 1 hr...on Wednesday vs. SF, hit a 3-run homer to give them insurance in the eighth inning...it was his 2nd 3-run shot of the season (also: June 15 vs. ATL).
- Has hit in 5 consecutive games, going 10-for-20 (.500) with 4 2b and 1 hr.
- Also riding a 4-game extra-base hit streak, tying for the longest of his career...it's his most recent 4-game XBH streak since July 21-25, 2015.
- Has walked 43 times this season, which are 2 short of his career high of 45 set last season.
- His 1358.0 innings in the field this season are the most in the majors...his 152 starts also lead the majors.

**#8 Javy Guerra • INF • L/R** javieralexiguerra 

**last game:** did not play **Series vs. SF:** 0-2 • **Past Homestand:** 1-7  
**career vs. LAD:** 0-2 (.000) **last hr:** none • **current hit streak:** 0g (0-6)

- Made his ML debut with his pinch-hit at-bat on May 4 vs. LAD in Monterrey, Mexico...became the first Padre in club history to debut internationally (discounting three SD debuts in Canada).
- Recorded his first-career ML hit (and his only hit so far) in the bottom of the third inning on Saturday night vs. TEX.
- Saturday night also marked his first-career start and his first time reaching base (logged his first bb in the bottom of the 2nd).
- This season with El Paso (AAA), he appeared in 122 games, hitting .223 with 18 2b, 9 3b, 12 hr and 55 rbi.

**#18 Austin Hedges • C • R/R** @austinhedges18  **austinhedges18** 

**last game:** 0-1, so (PH) **Series vs. SF:** 1-8 • **Past Homestand:** 3-13  
**career vs. LAD:** 15-96 (.156) 1 2b, 3 hr **last hr:** 9/17 vs. SF • **current hit streak:** 0g (0-7)

- Has homered 3 times in his last 7 games (5 RBI in that time).
- Hitting .281 vs. LAD this season (9-for-32) with 1 2b and 2 hr.
- Reached base safely via hit or walk in 12 of his last 13 starts since Aug. 29, hitting .286 (14-for-49) with a .327 OBP (3 bb) and a .612 SLG (3 2b, 2 3b, 3 hr).
- His .241 BA, .293 OBP and .447 SLG are the highest marks in a single season in his career.
- Has had an extra-base hit in 7 of his last 14 games, in which he has a .937 OPS (.320 OBP and .617 SLG).

**#30 Eric Hosmer • INF • L/L** @therealhos305  **hosmer305** 

**last game:** 2-3, 2 r, bb, so **Series vs. SF:** 3-11 • **Past Homestand:** 5-21  
**career vs. LAD:** 16-86 (.186) 1 2b, 4 hr **last hr:** 9/15 vs. TEX • **current hit streak:** 2g (9/18-19)

- Hitting just .127 vs. LAD this season (8-for-63).
- Reached base safely via hit or walk in 17 of his last 19 games (.342 OBP with 9 bb).
- Hitting .254 with RISP this season...in 2017, hit .333 w/RISP.
- Leads the majors in average (min. 100 PA) when hitting to the opposite field, producing a .496 clip (68-for-137) when going the other way...his 68 total hits going oppo also headline the majors.

**#16 Travis Jankowski • OF • L/R** @freddyj\_6  **freddyj\_6** 

**last game:** did not play **Series vs. SF:** 0-0 • **Past Homestand:** 0-5  
**career vs. LAD:** 17-87 (.195) 1 2b, 2 3b, 1 hr **last hr:** 8/28 vs. SEA • **current hit streak:** 0g (0-5)

- Has hit safely in each of his last 4 games @ Dodger Stadium (4-for-12, .333).
- In the last 18 starts he's made since July 31 vs. SF, he's hit safely in 16 of them (.300, 21-for-70 with 5 2b, 1 hr, 7 bb and 7 sb).
- With 2 strikes against him this year, he has a team-leading .277 on-base percentage.
- His .258 avg and .333 OBP this season are the highest marks in his career.

**#7 Manuel Margot • OF • R/R** @manuelmargot  **manuelmargot** 

**last game:** 0-3, rbi, so **Series vs. SF:** 0-8 • **Past Homestand:** 3-15  
**career vs. LAD:** 31-112 (.277) 9 2b, 3 hr **last hr:** 8/29 vs. SEA • **current hit streak:** 0g (0-9)

- Has hit safely in his last 5 games @ LAD (.389, 7-for-18) and in 9 of his last 10 games @ LAD (.325, 13-for-40).
- His 26 2b and 46 RBI are career highs.
- Reached base safely via hit or walk in 5 of his last 6 games (.348 OBP with 5 bb).
- Hitting .307 with RISP this season...slashed .194/.253/.306 with RISP last season.

**#27 Francisco Mejía • C • S/R** @franmejia95  **francisco\_miguel1327** 

**last game:** 1-4, so **Series vs. SF:** 1-6 • **Past Homestand:** 3-14  
**career vs. LAD:** no appearances **last hr:** 9/16 vs. TEX • **current hit streak:** 1g (9/19-)

- Sunday afternoon vs. TEX, hit a walk-off grand slam in the ninth, becoming the second rookie in Padre history to ever hit a walk-off GS (Everth Cabrera on Aug. 9, 2009 vs. NYM) and the seventh Padre overall to ever hit a walk-off GS (last: Derek Norris on May 29, 2015 vs. PIT)...the only other rookie to hit a GS walk-off HR this year is CHC's David Bote on Aug. 1 2 vs. WSH).
- Has hit safely in all 7 starts he's made as a Padre (8-for-27, .296, with 1 2b, 3 hr and 8 RBI).
- In his first start with the Padres, on Sept. 6 @ CIN, he hit his 1st career HR in the top of the 3rd and his second HR in the top of the 4th...became the 2nd Padre in club history to homer in 2 of his 3 three at-bats with the team (also: Seth Smith, who hit 2 HR from March 30-April 1, 2014) and the 1st Padre to ever hit a homer in his 1st 2 at-bats in his 1st start in an SD uniform.
- Recalled from El Paso (AAA) on Sept. 4 @ ARI and made his Padres debut that day...ranked as the No. 1 catching prospect, the No. 21 overall prospect and No. 3 in the Padres' system by MLB Pipeline.

**BATTING NOTES CONTINUED...**

**#4 Wil Myers • INF/OF • R/R**      @wilmyers      wil\_myers  
**last game:** 1-4, hr, 2 rbi, r, 2 so      **Series vs. SF:** 2-8 • **Past Homestand:** 3-19  
**career vs. LAD:** 47-225 ( .209) 8 2b, 2 3b, 5 hr      **last hr:** 9/19 vs. SF • **current hit streak:** 1g (9/19-)

- Batting .310 vs. LAD this season (9-for-29 with 4 2b and 2 hr).
- Has 4 XBH in his last 7 starts.
- Hitting .308/.357/.538 with RISP this year.
- Logged 10 extra-base hits in his last 20 games (8 2b, 2 hr).

**#2 Jose Pirela • OF • R/R**      @josepirela12      jp\_2838  
**last game:** 0-1, so (PH)      **Series vs. SF:** 1-6 • **Past Homestand:** 2-9  
**career vs. LAD:** 19-89 (.213) 6 2b, 2 hr      **last hr:** 7/7 @ ARI • **current hit streak:** 0g (0-1)

- In his career @ Dodger Stadium, he's hit .323 (10-for-31) with 3 2b and 1 hr.
- Tuesday night marked his second (and last) start in the month of September (also: Sept. 14 vs. TEX)...hitting .310 in his last 8 starts (9-for-29) since Aug. 9.
- Has hit .287 w/RISP this season and .314 w/RISP & 2 out.
- In 10 appearances in September, he's gone 4-for-13 (.308)...went 7-for-43 (.163) in 21 games in August.

**#10 Hunter Renfroe • OF • R/R**      @hunter\_renfroe      hunterrenfroe  
**last game:** 0-4, so      **Series vs. SF:** 2-13 • **Past Homestand:** 3-24  
**career vs. LAD:** 31-101 (.307) 9 2b, 6 hr      **last hr:** 9/16 vs. TEX • **current hit streak:** 0g (0-8)

- A career .302 hitter @ Dodger Stadium (16-for-53) with 4 2b and 3 hr.
- His base hit on Monday vs. SF with RISP was his 1st (and last) with RISP in the month of September (now 1-for-12, .083).
- Has 6 extra-base hits in his last 12 games since Sept. 6 (2 2b, 4 hr)...4 of his last 6 hits have gone for extra-bases (2 hr, 2 2b).
- Has hit safely in 19 of his last 24 games since Aug. 23 with a .582 SLG (4 2b, 9 hr)...his 9 HR in that time are tied with NYM's Michael Conforto for 2nd-most in the majors behind MIL's Christian Yelich (10 hr).

**#32 Franmil Reyes • OF • R/R**      @la\_mole\_13      franmilreyes34  
**last game:** 2-3, 2 r, bb,      **Series vs. SF:** 5-11 • **Past Homestand:** 10-22  
**career vs. LAD:** 3-17 (.176) 2 hr      **last hr:** 9/3 @ ARI • **current hit streak:** 11g (9/7-19)

- 2 of his 3 career hits vs. LAD have been homers (Aug. 25 and 26).
- Riding a career-high 11-game hitting streak since Sept. 7 @ CIN (.410, 16-for-39)...he is currently tied for the longest hitting streak by a Padre this year (Hunter Renfroe and Christian Villanueva also had 11-game streaks).
- Has gone hitless in just 1 of his last 22 games (.389) since August 25...that .389 clip in that time leads the majors.
- Since being recalled on Aug. 4, he's hit .339 (41-for-121) with 4 2b, 10 hr and 19 RBI.

**#15 Cory Spangenberg • INF • L/R**      @cory\_spang15      cory\_spangenberg  
**last game:** 2-4, 2b, rbi, r, so      **Series vs. SF:** 2-7 • **Past Homestand:** 2-7  
**career vs. LAD:** 27-120 (.225) 4 2b, 1 3b, 2 hr      **last hr:** 8/15 vs. LAA • **current hit streak:** 1g (9/19-)

- Owns a .335 OBP and a .403 SLG vs. righties this year...owning a .140 OPB and .236 SLG vs. lefties.
- Since the beginning of August, he has a .378 OBP (17 bb)...those 17 bb lead the Padres in that time.
- Batting .080 in a pinch-hitting role this season (2-for-25).

**#9 Luis Urías • INF • R/R**      @luisurias03      luisurias97  
**last game:** did not play      **Series vs. SF:** 0-0 • **Past Homestand:** 3-20  
**career vs. LAD:** no appearances      **last hr:** 9/9 @ CIN • **current hit streak:** 3g (9/7-11)

- Exited the game in the eighth inning on Sept. 11 @ SEA with a pulled left hamstring, sustaining the injury while attempting to beat out an infield ground ball.
- Made his ML debut on Aug. 28 vs. Seattle, going 0-for-3 with a walk...the next day, he went 3-for-5 with 1 2b and a run scored.
- Belted his second-career homer on Sept. 9 @ CIN, going 2-for-5 with two RBI...hit his first-career ML home run in the bottom of the eighth inning on Aug. 31 vs. COL.
- With Urías, the Padres have had 24 Mexican-born players play for the franchise, the most for a single franchise in baseball history.
- Across parts of five minor league seasons (467 appearances), he slashed .306/.397/.405 in the Padres system, most recently hitting .296/.398/.447 in El Paso (AAA) in 120 games so far this season.

**club offensive leaders:** **h:** Hosmer (146) **2b:** Hosmer (31) **3b:** Margot (6) **hr:** Renfroe (23)  
**rbi:** Galvis, Hosmer (65) **bb:** Hosmer (56) **so:** Galvis (140)  
**xbh:** Hosmer (50) **sb:** Jankowski (24) **multi-hit:** Hosmer (43) **active hit streak:** Reyes (11g)

MISCELLANEOUS

2018 Transactions

date	player	transaction
9/11	LHP Brad Wieck	Recalled from El Paso (AAA)
	INF Javy Guerra	Recalled from El Paso (AAA)
	RHP Kazuhisa Makita	Recalled from El Paso (AAA)
	RHP Colten Brewer	Recalled from El Paso (AAA)
9/4	C/OF Francisco Mejía	Recalled from El Paso (AAA)
8/31	RHP Rowan Wick	Selected to the ML Roster
	LHP Clayton Richard	Transferred to 60-Day DL
8/30	RHP Colten Brewer	Optioned to El Paso (AAA)
8/28	INF Carlos Asuaje	Optioned to El Paso (AAA)
	INF Luis Urías	Selected to the ML roster
8/23	INF Carlos Asuaje	Recalled from El Paso (AAA)
8/17	RHP Kazuhisa Makita	Optioned to El Paso (AAA)
	RHP Miguel Diaz	Recalled from El Paso (AAA)
8/13	INF Carlos Asuaje	Optioned to El Paso (AAA)
8/12	RHP Walker Lockett	Optioned to El Paso (AAA)
	RHP Kazuhisa Makita	Recalled from El Paso (AAA)
8/10	RHP Jacob Nix	Selected the contract of and to the ML roster
	RHP Phil Hughes	Designated for Assignment
8/7	RHP Brett Kennedy	Selected to the Major League roster
8/5	RHP Trey Wingenter	Selected the contract of and to the ML roster
	RHP Tyson Ross	Claimed off waivers by STL
8/4	Franmil Reyes	Recalled from El Paso (AAA)
7/31	RHP Walker Lockett	Recalled from El Paso (AAA)
7/29	OF Franmil Reyes	Optioned to El Paso (AAA)
7/28	José Castillo	Reinstated from the 10-day disabled list
7/23	LHP Joey Lucchesi	Recalled from El Paso (AAA)
	RHP Kazuhisa Makita	Returned to El Paso (was 26th man)
7/22	RHP Kazuhisa Makita	Recalled from El Paso (26th man)
	C Raffy Lopez	Optioned to El Paso (AAA)
	INF Cory Spangenberg	Recalled from El Paso (AAA)
7/20	RHP Colten Brewer	Recalled from El Paso (AAA)
	RHP Robert Stock	Recalled from El Paso (AAA)
	Francisco Mejía	Optioned to El Paso (AAA)
7/19	RHP Adam Cimber	Traded to CLE with Brad Hand for OF/C Francisco Mejía
	LHP Brad Hand	Traded to CLE with Adam Cimber for OF/C Francisco Mejía
	Francisco Mejía	Acquired from CLE for Adam Cimber and Brad Hand
7/12	LHP Joey Lucchesi	Optioned to El Paso (AAA)
	C Raffy Lopez	Recalled from El Paso (AAA)
7/10	RHP Walker Lockett	Optioned to El Paso (AAA)
	OF Franmil Reyes	Recalled from El Paso (AAA)
7/9	RHP Phil Maton	Recalled from El Paso (AAA)
	RHP Walker Lockett	Recalled from El Paso (AAA)
	RHP Miguel Diaz	Optioned to San Antonio (AA)
	INF Cory Spangenberg	Optioned to El Paso (AAA)
7/8	RHP Miguel Diaz	Recalled from San Antonio (AA)
	RHP Kazuhisa Makita	Optioned to El Paso (AAA)
	OF Matt Szczur	Outrighted to El Paso (AAA)
7/7	RHP Kazuhisa Makita	Recalled from El Paso (AAA)
7/6	RHP Kazuhisa Makita	Optioned to El Paso (AAA)
	RHP Robert Stock	Optioned to El Paso (AAA)
	RHP Kirby Yates	Reinstated from Paternity List
7/4	RHP Colten Brewer	Optioned to El Paso (AAA)
	RHP Luis Perdomo	Recalled from El Paso (AAA)
7/3	RHP Kirby Yates	Placed on Paternity List
	RHP Colten Brewer	Recalled from El Paso (AAA)
7/1	INF Carlos Asuaje	Recalled from El Paso (AAA)
	OF Matt Szczur	Designated for Assignment
	INF Allen Córdoba	Reinstated from DL and optioned to Lake Elsinore (A)
6/29	LHP Tyler Webb	Claimed off waivers by STL
6/24	RHP Phil Maton	Optioned to El Paso (AAA)
	RHP Kazuhisa Makita	Recalled from El Paso (AAA)
	RHP Robert Stock	Selected the contract
	C Raffy Lopez	Optioned to El Paso (AAA)
6/21	OF Franchy Cordero	Transferred to the 60-day DL
	RHP Colin Rea	Reinstated from 60-day DL and optioned to El Paso (AAA)
	OF Franmil Reyes	Optioned to El Paso (AAA)
6/2	RHP Walker Lockett	Optioned to El Paso (AAA)
	LHP José Castillo	Recalled from El Paso (AAA)
	LHP Kyle McGrath	Cleared waivers & outrighted to El Paso (AAA)
6/1	RHP Walker Lockett	Recalled from El Paso (AAA)
	RHP Kazuhisa Makita	Optioned to El Paso (AAA)
5/29	LHP Tyler Webb	Optioned to El Paso (AAA)
	RHP Phil Hughes	Reported to the Major League team
5/27	LHP Kyle McGrath	Designated for assignment
	RHP Phil Hughes	Acquired from MIN for cash and the 74th overall pick in the 2018 Draft (Comp. Round B) in exchange for C Janigson Villalobos
5/21	INF Carlos Asuaje	Optioned to El Paso (AAA)
	LHP Tyler Webb	Recalled from El Paso (AAA)
5/19	INF Chase Headley	Released
5/15	INF Carlos Asuaje	Recalled from El Paso (AAA)
5/14	OF Franmil Reyes	Selected to the Major League roster
	INF Carlos Asuaje	Optioned to El Paso (AAA)
5/13	RHP Kazuhisa Makita	Recalled from El Paso (AAA)
5/12	INF Chase Headley	Designated for Assignment
	INF/OF Cory Spangenberg	Recalled from El Paso (AAA)
5/7	INF Javy Guerra	Returned to El Paso (AAA)
	RHP Kazuhisa Makita	Optioned to El Paso (AAA)
5/4	INF Javy Guerra	Recalled from El Paso (AAA)
5/1	C Raffy Lopez	Recalled from El Paso (AAA)
4/29	OF Travis Jankowski	Recalled from El Paso (AAA)
4/27	LHP Buddy Baumann	Claimed off waivers by NYM
	INF/OF Cory Spangenberg	Optioned to El Paso (AAA)
	INF Eric Hosmer	Reinstated from Family Medical Leave List
4/24	LHP Eric Lauer	Selected to the Major League roster
	INF Eric Hosmer	Placed on Family Medical Leave List
4/20	LHP Tyler Webb	Optioned to El Paso (AAA)
4/19	RHP Luis Perdomo	Optioned to El Paso (AAA)
4/13	LHP Kyle McGrath	Optioned to El Paso (AAA)
	LHP Tyler Webb	Recalled from El Paso (AAA)
4/14	LHP Tyler Webb	Claimed off waivers from MIL
4/13	LHP Kyle McGrath	Recalled from El Paso (AAA)

2018 Instant Replay

Padres Challenges	Opponent Challenges
Number of Challenges: 45	Number of Challenges: 29
Overtuned: 23	Overtuned: 16
Success rate: 51%	Success rate: 55%
Crew Chief Review	All-Time Padres Challenges (since '14)
Number of Reviews: 13	Number of challenges: 216
Overtuned: 1	Overtuned: 108
Overtuned rate: 8%	Success rate: 50%

2018 Runs by Inning

	1	2	3	4	5	6	7	8	9	Extra	Total
OPP	91	102	89	77	78	88	68	64	50	19	726
SD	72	58	55	70	64	65	63	60	74	5	587

Starts by Position

C: Ellis (41), Hedges (76), Lopez (30), Mejía (6)  
 1B: Headley (3), Hosmer (146), Myers (3), Villanueva (1)  
 2B: Asuaje (43), Galvis (3), Pirela (67), Spangenberg (26), Urías (12), Villanueva (2)  
 SS: Galvis (150), Guerra (4)  
 3B: Asuaje (1), Headley (6), Myers (28), Spangenberg (28), Villanueva (90)  
 LF: Cordero (22), Jankowski (21), Myers (30), Pirela (26), Renfroe (46), Spangenberg (5), Szczur (3)  
 CF: Cordero (10), Jankowski (25), Margot (116), Szczur (2)  
 RF: Cordero (4), Jankowski (29), Myers (9), Pirela (5), Renfroe (41) Reyes (62), Szczur (3)  
 P: Erlin (11), Kennedy (6), Lauer (21), Lockett (3), Lucchesi (24), Lyles (8), Mitchell (10), Nix (7), Perdomo (9), Richard (27), Ross (22), Strahm (5)  
 DH: Ellis (1), Headley (1), Hedges (1), Mejía (1), Myers (1), Pirela (1), Renfroe (2), Spangenberg (2)

Starts by Batting Order

1st: Asuaje (2), Cordero (4), Jankowski (70), Galvis (11), Margot (35), Mejía (3), Myers (7), Pirela (17), Szczur (2), Urías (2)  
 2nd: Asuaje (15), Cordero (2), Ellis (1), Galvis (6), Headley (1), Hosmer (54), Margot (6), Mejía (3), Myers (32), Pirela (11), Reyes (3), Spangenberg (9), Urías (10)  
 3rd: Cordero (4), Hosmer (49), Myers (22), Pirela (22), Renfroe (41), Villanueva (15)  
 4th: Cordero (17), Hosmer (44), Lopez (1), Myers (3), Pirela (17), Renfroe (33), Reyes (7), Spangenberg (2), Villanueva (29)  
 5th: Asuaje (7), Cordero (7), Galvis (4), Headley (6), Hedges (16), Lopez (6), Margot (2), Myers (5), Pirela (11), Renfroe (10), Reyes (26), Spangenberg (19), Villanueva (34)  
 6th: Asuaje (5), Ellis (2), Cordero (2), Galvis (73), Headley (4), Hedges (11), Lopez (5), Margot (4), Myers (1), Pirela (12), Renfroe (5), Reyes (15), Spangenberg (10), Szczur (1), Villanueva (3)  
 7th: Asuaje (9), Ellis (12), Galvis (48), Guerra (1), Hedges (8), Lopez (5), Margot (26), Mejía (1), Pirela (6), Reyes (10), Spangenberg (11), Szczur (4), Villanueva (12)  
 8th: Asuaje (6), Ellis (25), Galvis (12), Guerra (2), Hedges (39), Jankowski (1), Lauer (1), Lopez (13), Margot (40), Pirela (3), Reyes (1), Ross (1), Spangenberg (8), Szczur (1)  
 9th: Ellis (1), Erlin (11), Hedges (2), Jankowski (4), Kennedy (6), Lauer (20), Lockett (3), Lucchesi (22), Lyles (9), Margot (3), Mitchell (8), Nix (7), Perdomo (7), Richard (25), Ross (19), Spangenberg (2), Strahm (4)

2018 Home Runs

solo	2r	3r	gs	home	road	total
94	41	14	4	77	76	153

Most Recent: 2 on Sept. 19 vs. SF  
 Games with a HR: 98  
 Team Multi-HR games: 42 (1,499 all-time)

2018 Ejections

DATE/OPP	PLAYER/COACH	INN.	UMPIRE	CAREER #
Sept. 16 vs. TEX	Andy Green	t9	Fieldin Culbreth	9
June 29 vs. PIT	Andy Green	t4	Angel Hernandez	8
June 15 @ ATL	Andy Green	b4	Joe West	7
May 18 @ PIT	Freddy Galvis	b8	Will Little	1
April 11 @ COL	A.J. Ellis	b3	Brian Gorman	2
April 11 @ COL	Luis Perdomo	b3	Brian Gorman	1
April 9 @ COL	Andy Green	b6	Brian Gorman	6

Disabled, Bereavement & Family Medical Leave

PLAYER (INJURY)	PLACED (RETRO)	GAMES MISSED	REIN- STATED
RHP Colin Rea (right shoulder strain)	3/29 (3/26)	75	6/21
OF Franchy Cordero (left abductor strain)	3/29 (3/26)	12	4/11
INF Allen Córdoba (concussion)	3/29 (3/26)	84	7/1
<b>RHP Dinelson Lamet (right elbow strain)</b>	<b>3/29 (3/26)</b>	<b>152</b>	--
LHP Matt Strahm (torn left patellar tendon)	3/29 (3/26)	34	5/7
<b>OF Alex Dickerson (Tommy John surgery)</b>	<b>3/29</b>	<b>152</b>	--
OF Wil Myers (right arm nerve irritation)	4/4 (4/3)	15	4/20
RHP Kirby Yates (right ankle tendonitis)	4/9 (4/8)	10	4/19
OF Manuel Margot (bruised ribs)	4/11	9	4/21
OF Hunter Renfroe (right elbow inflammation)	4/21 (4/18)	32	5/28
INF Eric Hosmer (family medical leave list)	4/24	2	4/27
OF Wil Myers (strained left oblique)	4/29	47	6/21
C Austin Hedges (right elbow tendonitis)	5/1	48	6/24
RHP Phil Maton (right lat strain)	5/13	35	6/21
LHP Joey Lucchesi (right hip strain)	5/15	32	6/20
<b>OF Franchy Cordero (right elbow bone spur)</b>	<b>5/28</b>	<b>99</b>	--
RHP Bryan Mitchell (right elbow impingement)	6/20 (6/17)	58	9/1
RHP Phil Hughes (right rhomboid strain)	6/21	13	7/6
RHP Jordan Lyles (right elbow inflammation)	6/24 (6/21)	28	7/29
LHP José Castillo (strained right hamstring)	7/7 (7/6)	16	7/28
RHP Colten Brewer (strained left oblique)	7/23	31	8/28
RHP Luis Perdomo (strained right shoulder)	7/28	32	9/3
LHP Eric Lauer (left forearm strain)	7/31	26	8/30
OF Wil Myers (left foot contusion/bone bruise)	8/4 (8/3)	8	8/13
INF Christian Villanueva (fractured rt. middle finger)	8/23	4	--
<b>LHP Clayton Richard (left knee inflammation)</b>	<b>8/28 (8/25)</b>	<b>20</b>	--
*RHP Kirby Yates	8/31	3	9/3

NOTE: Players **bolded** are on the 60-Day DL 1102  
 \*Bereavement Leave list

# HIGHS & LOWS

## Team Batting

Most At-Bats:	59, at Arizona, July 8 (16 innings)
Most At-Bats (9-inning games):	43, at Colorado, April 23
Most Plate Appearances:	67, at Arizona, July 8 (16 innings)
Most Plate Appearances (9-inning games):	49, at Colorado, April 23
Most Runs:	13, at Colorado, April 23
Most Hits:	16, at Colorado, April 23
Most Doubles:	5, at Houston, April 6
Most Triples:	2, at Arizona, July 5
Most Home Runs:	4, at Los Angeles (N.L.), May 26
	4, vs. Atlanta, June 4
	4, at Arizona, July 7
Most Extra-Base Hits:	9, vs. Atlanta, June 4
Most Total Bases:	31, vs. Atlanta, June 4
Most Runs Batted In:	12, at Colorado, April 23
	12, vs. New York (N.L.), April 28
Most Stolen Bases:	6, vs. Philadelphia, August 12
Most Caught Stealing:	2, done 4 times.
Most Walks:	8, at Arizona, July 8 (16 innings)
Most Walks (9-inning games):	7, done 4 times.
Most Strikeouts:	20, vs. LAD, April 17 (12 innings)
	20, at Arizona, July 8 (16 innings)
Most Strikeouts (9-inning games):	17, at Atlanta, June 17
Most Sac Hits:	2, at Milwaukee, August 7
Most Sac Flies:	2, done 4 times.
Most Hit-By-Pitch:	2, at Chicago (N.L.), August 4
Most GDP:	4, at San Francisco, June 23
	4, vs. Texas, September 14

## Team Pitching

Most Innings Pitched:	16.0, at Arizona, July 8 (16 innings)
Most Hits Allowed:	19, vs. New York (N.L.), April 29
Most Batters Faced:	63, at Arizona, July 8 (16 innings)
Most Batters Faced (9-inning games):	53, vs. New York (N.L.), April 29
Most Runs Allowed:	20, at Arizona, July 7
Most Earned Runs:	18, at Arizona, July 7
Most Home Runs Allowed:	5, vs. St. Louis, May 11
	5, vs. Oakland, June 20
	5, at Arizona, July 7
	5, at Milwaukee, August 8
Most Walks Allowed:	9, at Miami, June 8
Most Strikeouts:	18, at Arizona, July 8 (16 innings)
Most Strikeouts (9-inning games):	16, vs. San Francisco, September 18
Most Hit-By-Pitch:	3, at Texas, June 27
	3, vs. Chicago (N.L.), July 15

## Individual Batting

Most At-Bats:	8, Eric Hosmer, at Arizona, July 8 (16 innings)
Most At-Bats (9-inning games):	6, Wil Myers, at Colorado, April 23
	6, Franchy Cordero, at Colorado, April 23
	6, Hunter Renfroe, at Milwaukee, August 7
Most Plate Appearances:	8, done 4 times.
Most Plate Appearances (9-inning games):	6, done 6 times.
Most Runs:	4, Christian Villanueva, vs. Colorado, April 3
Most Hits:	5, Freddy Galvis, at Atlanta, June 15
	5, Manuel Margot, at Arizona, July 8 (16 innings)
Most Doubles:	2, done 15 times.
Most Triples:	1, done 26 times.
Most Home Runs:	3, Christian Villanueva, vs. Colorado, April 3
	3, Wil Myers, at Arizona, July 7
Most Extra-Base Hits:	3, Christian Villanueva, vs. Colorado, April 3
	3, Wil Myers, at Arizona, July 7
Most Total Bases:	12, Christian Villanueva, vs. Colorado, April 3
	12, Wil Myers, at Arizona, July 7
Most Runs Batted In:	5, Christian Villanueva, vs. Colorado, April 3
	5, Austin Hedges, vs. New York (N.L.), April 28
	5, Manuel Margot, at Milwaukee, August 7
Most Stolen Bases:	4, Travis Jankowski, vs. Philadelphia, August 12
Most Caught Stealing:	1, done 34 times.
Most Walks:	4, Eric Hosmer, at Colorado, April 23
Most Strikeouts:	4, done 12 times.
Most Sac Hits:	1, done 33 times.
Most Sac Flies:	1, done 35 times.
Most Hit-By-Pitch:	2, Christian Villanueva, at Chicago (N.L.), August 4
Most GDP:	2, done 4 times.

## Individual Pitching

Most Innings Pitched:	8.2, Eric Lauer, vs. Los Angeles (N.L.), July 10
Most Hits Allowed:	11, Jordan Lyles, vs. Atlanta, June 5
	11, Jordan Lyles, at St. Louis, June 11
	11, Brett Kennedy, at Milwaukee, August 8
Most Batters Faced:	34, Clayton Richard, at Texas, June 27
Most Runs Allowed:	9, Luis Perdomo, vs. Los Angeles (N.L.), April 18
Most Earned Runs:	8, Jordan Lyles, vs. Atlanta, June 5
	8, Tyson Ross, at Arizona, July 7
Most Home Runs:	4, Eric Lauer, vs. St. Louis, May 11
Most Walks:	7, Eric Lauer, at Miami, June 8
Most Strikeouts:	10, Tyson Ross, at Arizona, April 20
	10, Clayton Richard, vs. St. Louis, May 13
	10, Jordan Lyles, vs. Colorado, May 15
Most Hit-By-Pitch:	3, Clayton Richard, at Texas, June 27

## Padres back-to-back home runs (4)

No.	DATE	FINAL SCORE	BATTERS	OPP. PITCHER
4	Aug 31	COL 0 @ SD 7	Luis Urias/Wil Myers	Jake McGee
3	Aug 9	SD 8 @ MIL 4	Hunter Renfroe/Franmil Reyes	Soria/Barnes
2	Apr 9	SD 7 @ COL 6	Clayton Richard/Carlos Asuaje	Jon Gray
1	Mar 30	MIL 8 @ SD 6	Cory Spangenberg/Austin Hedges	Jhoulys Chacin

## Padres walk-off wins (5)

No.	DATE	FINAL SCORE	BATTER/RUNNER	ACTION	RBI	OPP. PITCHER
5	Sept. 17	TEX 3 @ SD 7	Francisco Mejia	HR	4	Jeffrey Springs
4	Aug 30	COL 2 @ SD 3	Franmil Reyes	HR	1	Bryan Shaw
3	Aug 18	ARI 6 @ SD 7	Christian Villanueva	single	1	Yoshihisa Hirano
2	May 30	MIA 2 @ SD 3	Hunter Renfroe	E5	0	Brad Ziegler
1	May 12	STL 1 @ SD 2	Eric Hosmer	double	1	Mike Mayers

## Padres pinch-hit home runs (3)

No.	DATE	FINAL SCORE	BATTER	RBI	OPP. PITCHER
3	Jul 14	CHC 11 @ SD 6	Hunter Renfroe	2	Randy Rosario
2	June 3	CIN 3 @ SD 6	Hunter Renfroe	4	Luis Castillo
1	May 19	SD 6 @ PIT 2	Cory Spangenberg	1	George Kontos

## Padres grand slams (4)

No.	DATE	FINAL SCORE	BATTER	OPP. PITCHER
4	Sep 16	TEX 3 @ SD 7	Francisco Mejia	Jeffrey Springs
3	Aug 12	PHI 3 @ SD 9	Freddy Galvis	Jake Arrieta
2	Aug 9	SD 8 @ MIL 4	Hunter Renfroe	Joakim Soria
1	June 3	CIN 3 @ SD 6	Hunter Renfroe	Luis Castillo

## Padres leadoff home runs (2)

No.	DATE	FINAL SCORE	BATTER	OPP. PITCHER
2	Aug 28	SEA 1 @ SD 2	Travis Jankowski	Felix Hernandez
1	June 24	SD 2 @ SF 3	Manuel Margot	Dereck Rodriguez

## Padres win/loss streaks, game times & temperatures

Longest Winning Streak:	4 games (Aug. 28-31)
Longest Losing Streak:	7 games (July 24-July 31)
Longest Game (innings):	16.0 innings (July 8 @ ARI)
Longest Game (time):	5:31 (July 8 @ ARI)
Shortest Game (time):	1:44 (September 8 @ CIN, 7.0+ in.)
Shortest Game, 9-inning (time):	2:13 (Aug. 28 vs. SEA)
Hottest game-time temp (overall):	101 deg. (June 26 @ TEX)
Hottest game-time (@ Petco):	85 deg. (July 29 vs. ARI)

# LAST TIME IT HAPPENED...

## BY THE PADRES

	home runs
Inside-the-Park	Everth Cabrera, June 8, 2012 @ MIL
Inside-the-Park (at Petco)	Tony Gwynn Jr., July 17, 2010 vs. ARI
From both sides of the plate	Yangervis Solarte, May 27, 2016 @ ARI
Pinch-hit Grand Slam	Hunter Renfroe, June 3, 2018 vs. CIN
Walk-off Grand Slam	Francisco Mejia, Sept. 16, 2018 vs. TEX
Homer in first ML at-bat	Eddy Rodriguez, August 2, 2012 @ CIN
Homer by a pitcher	Clayton Richard, April 9, 2018 @ COL
2 HR in one inning (ind.)	None
Three HR game	Wil Myers (3) July 8, 2018 @ ARI
Four HR game	None
Back-to-back	Urias/Myers, August 31, 2018 vs. COL
3 consecutive HR	Gomez/Henderson/Veras, April 1, 1997 vs. NYM
4 HR, 1 inning	Arias/Henderson/Klesko/Trammell (T3), May 17, 2001 @ NYM
5 HR, one inning	None

	batting
Hit for the Cycle	Wil Myers, April 10, 2017 @ COL
Five-hit game	Manuel Margot, July 8, 2018 @ ARI
Six-hit game	Adrián González, August 11, 2009 @ MIL
Seven-hit game	None
Two-hits, one inning	Wil Myers (T7), April 24, 2018 @ COL
Six-RBI game	Yangervis Solarte, August 22, 2017 @ STL
Seven-RBI game	Hunter Renfroe, Sept. 27, 2016 vs. LAD
Eight-RBI game	Ken Caminiti, Sept. 19, 1995 vs. COL
Hit into a triple play	Jabari Blash (5-4-3), August 7, 2016 vs. PHI
3 GDP, one game	Yangervis Solarte, Sept. 16, 2015 @ ARI

## AGAINST THE PADRES

	home runs
Inside-the-Park	JT Riddle, May 29, 2018 vs. MIA (off Makita)
Inside-the-Park (at Petco)	JT Riddle, May 29, 2018 vs. MIA (off Makita)
From both sides of the plate	Yasmani Grandal, April 3, 2017 @LAD
Pinch-hit Grand Slam	Pat Valaika, Sept. 16, 2017 @ COL
Walk-off Grand Slam	Jeff Mathis, June 30, 2013 @ MIA
Homer in first ML at-bat	Brett Pill, Sept. 6, 2011 vs. SF
Homer by a pitcher	Bartolo Colon, May 7, 2016 vs. NYM
2 HR in one inning (ind.)	Aaron Boone, August 9, 2002 @ CIN (B1)
Three HR game	Andrew McCutchen, July 30, 2017 vs. PIT
Four HR game	None
3 consecutive HR	Aguilar/Shaw/Thames, Aug. 8, 2018 @ MIL
4 HR, 1 inning	Kent/Drew/Martin/Anderson (B9), Sept. 18, 2006 @ LAD
5 HR, one inning	None

	pitching
Hit for the Cycle	Greg Colbrunn, Sept. 18, 2002 vs. ARI
Five-hit game	Nolan Arenado, July 19, 2017 @ COL
Six-hit game	Wally Backman, April 27, 1990 vs. PIT
Seven-hit game	None
Two-hits, one inning	Lorenzo Cain (T8), June 10, 2017 vs. KC
Seven-RBI game	Nolan Arenado, July 19, 2017 @ COL
Eight-RBI game	Matt Holliday, Sept. 20, 2005 @ COL
Nine-RBI game	None
Hit into a triple play	Ruben Tejada (5-4-3), June 10, 2010 (G2) @ NYM
3 GDP, one game	Tommy Pham, August 24, 2017 @ STL

	miscellaneous
No-Hitter	None
Complete Game	Clayton Richard, August 16 vs. PHI
Complete Game Shutout	Clayton Richard, August 16 vs. PHI
One-Hitter (complete game)	Andrew Cashner, April 11, 2014 vs. DET
10+ Innings Pitched	Bruce Hurst, June 15, 1989 vs. CIN (10.0)
10+ Strikeouts	Jordan Lyles, May 15, 2018 vs. COL (10 SO)
15+ Strikeouts	Jake Peavy, April 25, 2007 vs. ARI (16 SO)
Back-to-Back Shutouts (team)	May 11, 2016 @ CHC & May 12 @ MIL (1-0 and 3-0)
Back-to-Back CG Shutouts (ind.)	Bruce Hurst, May 13-18, 1992
2 Consecutive Complete Games	Brian Lawrence, August 20-25, 2004
3 Consecutive Complete Games	Andy Ashby, May 25-June 4, 1998
Team Back-to-Back CG	Peavy @ ARI, Lawrence @ SF, May 26-27, 2005
Team Back-to-Back CG SHO	Sterling Hitchcock, Kevin Brown vs. MIL, Aug. 14-16, 1998

	miscellaneous
No-Hitter	(combined), May 4, 2018 vs. LAD *in Monterrey, MX
Complete Game	Clay Buchholz, August 16, 2018 vs. ARI
Complete Game Shutout	Carlos Martinez, September 4, 2017 vs. STL
10+ Innings Pitched	Darryl Kile, Sept. 20, 1998 vs. COL (10.0)
10+ Strikeouts	Julio Teheran, June 17, 2018 @ ATL (10 SO)
15+ Strikeouts	Stephen Strasburg, May 27, 2017 @ WSH (15 SO)
Back-to-Back Shutouts (team)	Sept. 27 @ LAD & Sept. 29 @ SF (10-0 and 8-0)
Back-to-Back CG Shutouts (Ind.)	Oil Can Boyd, May 13-23, 1990
2 Consecutive Complete Games	Johnny Cueto (3 CG), April 26-May 23, 2016
3 Consecutive Complete Games	Johnny Cueto, April 26-May 23, 2016
Team Back-to-Back CG	Madison Bumgarner, Johnny Cueto vs. SF, May 17-18, 2016
Team Back-to-Back CG SHO	David Cone, Bob Ojeda @ NYM, Aug. 29-30, 1988

	miscellaneous
Position Player Pitching	Cory Spangenberg, June 21, 2018 vs. OAK
Three-or-more steals, 1 game	Travis Jankowski (4 steals), August 12, 2018 vs. PHI
Three-or-more steals, 1 inning	Wil Myers (3 steals), August 16, 2017 vs. PHI
Four-or-more steals, 1 game	Travis Jankowski (4 steals), August 12, 2018 vs. PHI
Five-or-more steals, 1 game	Damian Jackson (5 steals), June 28, 1999 vs. COL
Steal of home	Cory Spangenberg (T2), August 26, 2017 @ MIA
Suspended Game at Petco Park	May 7, 2017 vs. LAD (rain)

	miscellaneous
Position Player Pitching	Jeff Mathis, July 8, 2018 @ ARI
Three-or-more steals, 1 game	Paul Goldschmidt (3 steals), October 1, 2017 @ ARI
Three-or-more steals, 1 inning	None
Four-or-more steals, 1 game	Dexter Fowler (5 steals), April 27, 2009 @ COL
Steal of home	Kiké Hernández (B6), April 6, 2017 @LAD



2018 DAY-BY-DAY

G	Date	Opp.	D-N	Result	Rec.	Pos.	WP	LP	SV	Att.
1	3/29	MIL	D	L, 1-2	0-1	T-3	Jeffress (1-0)	Cimber (0-1)	Barnes (1)	*44,659
2	3/30	MIL	N	L, 6-8	0-2	T-3	Drake (1-0)	Hand (0-1)	Knebel (1)	31,513
3	3/31	MIL	N	L, 3-7	0-3	5th	Suter (1-0)	Perdomo (0-1)	None	35,106
<b>4/1 OFF DAY</b>										
4	4/2	COL	N	L, 4-7	0-4	5th	Bettis (1-0)	Mitchell (0-1)	Davis (2)	16,899
5	4/3	COL	N	W, 8-4	1-4	5th	Ross (1-0)	Freeland (0-1)	Hand (1)	19,283
6	4/4	COL	N	L, 2-5	1-5	5th	Gray (1-1)	Richard (0-1)	Davis (3)	19,698
7	4/5	COL	D	L, 1-3	1-6	5th	Ottavino (1-0)	Hand (0-2)	Davis (4)	20,509
8	4/6	@HOU	N	W, 4-1	2-6	5th	Perdomo (1-1)	McCullers Jr. (1-1)	Hand (2)	41,138
9	4/7	@HOU	N	L, 0-1	2-7	5th	Devenski (1-0)	Erlin (0-1)	None	42,306
10	4/8	@HOU	D	L, 1-4	2-8	5th	Morton (2-0)	Ross (1-1)	Peacock (1)	37,093
11	4/9	@COL	N	W, 7-6	3-8	5th	Richard (1-1)	Gray (1-2)	Hand (3)	20,291
12	4/10	@COL	N	W, 5-2	4-8	5th	Lucchesi (1-0)	Shaw (1-1)	Hand (4)	22,446
13	4/11	@COL	D	L, 4-6	4-9	5th	Senzatela (1-1)	Baumann (0-1)	None	21,248
14	4/12	SF	N	L, 0-7	4-10	5th	Stratton (1-1)	Mitchell (0-2)	None	22,288
15	4/13	SF	N	W, 5-1	5-10	5th	Ross (2-1)	Blach (1-2)	Hand (5)	31,675
16	4/14	SF	N	W, 5-4	6-10	4th	Cimber (1-1)	Gearrin (0-1)	Hand (6)	*41,117
17	4/15	SF	D	W, 10-1	7-10	3rd	Lucchesi (2-0)	Bedde (0-1)	None	34,316
18	4/16	LAD	N	L, 3-10	7-11	5th	Ryu (2-0)	Erlin (0-2)	None	23,082
19	4/17	LAD	N	L, 3-7	7-12	5th	Alexander (1-0)	Webb (0-1)	None	22,959
20	4/18	LAD	N	L, 4-13	7-13	5th	Maeda (2-1)	Perdomo (1-2)	None	23,748
<b>4/19 OFF DAY</b>										
21	4/20	@ARI	N	W, 4-1	8-13	5th	Hand (1-2)	Boxberger (0-2)	None	24,902
22	4/21	@ARI	N	L, 2-6	8-14	5th	Godley (3-1)	Richard (1-2)	None	38,820
23	4/22	@ARI	D	L, 2-4	8-15	5th	Corbin (4-0)	Lucchesi (2-1)	Bradley (2)	31,061
24	4/23	@COL	N	W, 13-5	9-15	5th	Erlin (1-2)	McGee (0-1)	None	24,419
25	4/24	@COL	N	L, 0-8	9-16	5th	Freeland (1-3)	Lauer (0-1)	None	23,727
26	4/25	@COL	D	L, 2-5	9-17	5th	Gray (2-4)	Ross (2-2)	None	32,989
<b>4/26 OFF DAY</b>										
27	4/27	NYM	N	L, 1-5	9-18	5th	deGrom (3-0)	Richard (1-3)	None	29,977
28	4/28	NYM	N	W, 12-2	10-18	5th	Lucchesi (3-1)	Vargas (0-1)	None	*42,778
29	4/29	NYM	D	L, 2-14	10-19	5th	Wheeler (2-1)	Mitchell (0-3)	None	34,639
30	4/30	@SF	N	L, 5-6	10-20	5th	Johnson (1-1)	Hand (1-3)	None	35,470
31	5/1	@SF	N	W, 3-2	11-20	5th	Yates (1-0)	Strickland (2-1)	Hand (7)	36,735
32	5/2	@SF	D	L, 4-9	11-21	5th	Holland (1-3)	Richard (1-4)	None	36,475
<b>5/3 OFF DAY</b>										
33	5/4	LAD	N	L, 0-4	11-22	5th	Buehler (2-0)	Lucchesi (3-2)	None	21,536
34	5/5	LAD	N	W, 7-4	12-22	5th	Yates (2-0)	Fields (2-1)	Hand (8)	*21,791
35	5/6	LAD	D	W, 3-0	13-22	5th	Lauer (1-1)	Cingrani (0-2)	Hand (9)	21,789
36	5/7	WSH	N	L, 8-5	13-23	5th	Strasburg (4-3)	Ross (2-3)	None	17,296
37	5/8	WSH	N	L, 0-4	13-24	5th	Hellickson (1-0)	Richard (1-5)	None	18,898
38	5/9	WSH	N	W, 2-1	14-24	5th	Stammen (1-0)	Gott (0-2)	Hand (10)	18,804
39	5/10	STL	N	L, 1-2	14-25	5th	Mikolas (5-0)	Lyles (0-1)	Norris (8)	20,515
40	5/11	STL	N	L, 9-5	14-26	5th	Weaver (3-2)	Lauer (1-2)	None	28,207
41	5/12	STL	N	W, 2-1	15-26	5th	Cimber (2-1)	Brebbia (0-1)	None	32,715
42	5/13	STL	D	W, 5-3	16-26	5th	Richard (2-5)	Wainwright (1-3)	Hand (11)	28,183
43	5/14	COL	N	L, 4-6	16-27	5th	Anderson (3-1)	Makita (0-1)	Davis (15)	17,245
44	5/15	COL	D	W, 4-0	17-27	4th	Lyles (1-1)	Marquez (2-5)	Hand (12)	19,598
<b>5/16 OFF DAY</b>										
45	5/17	@PIT	N	L, 4-5	17-28	5th	Santana (2-0)	Strahm (0-1)	Vazquez (9)	11,404
46	5/18	@PIT	N	W, 3-2	18-28	5th	Ross (3-3)	Nova (2-4)	Hand (13)	18,920
47	5/19	@PIT	N	W, 6-2	19-28	5th	Richard (3-5)	Kingham (2-1)	None	20,578
48	5/20	@PIT	D	W, 8-5	20-28	5th	Yates (3-0)	Vazquez (2-1)	Hand (14)	17,783
49	5/21	@WSH	N	L, 2-10	20-29	5th	Gonzalez (5-2)	Erlin (1-3)	None	27,890
50	5/22	@WSH	N	L, 1-2	20-30	5th	Doolittle (2-2)	Strahm (0-2)	None	25,700
51	5/23	@WSH	D	W, 3-1	21-30	5th	Ross (4-3)	Fredde (0-1)	Hand (15)	31,076
<b>5/24 OFF DAY</b>										
52	5/25	@LAD	N	L, 1-4	21-31	5th	Stripling (2-1)	Richard (3-6)	Jansen (11)	44,612
53	5/26	@LAD	N	W, 7-5	22-31	5th	Strammen (2-0)	Hudson (1-1)	Hand (16)	43,920
54	5/27	@LAD	D	L, 1-6	22-32	5th	Buehler (3-1)	Cimber (2-2)	None	46,650
55	5/28	MIA	D	L, 2-7	22-33	5th	Smith (4-5)	Lauer (1-3)	None	27,932
56	5/29	MIA	N	W, 9-5	23-33	5th	Stammen (3-0)	Straily (2-1)	None	16,321
57	5/30	MIA	N	W, 3-2	24-33	5th	Strahm (1-2)	Ziegler (0-5)	None	15,733
58	5/31	MIA	N	W, 8-3	25-33	5th	Lyles (2-1)	Chen (1-3)	Hand (17)	17,373
59	6/1	CIN	N	L, 2-7	25-34	5th	Mahle (4-6)	Lockett (0-1)	Lorenzen (1)	25,729
60	6/2	CIN	N	W, 8-2	26-34	5th	Lauer (2-3)	Harvey (1-4)	None	31,710
61	6/3	CIN	D	W, 6-3	27-34	5th	Ross (5-3)	Castillo (4-6)	Yates (1)	25,377
62	6/4	ATL	N	W, 11-4	28-34	5th	Richard (4-6)	Teheran (4-4)	None	19,419
63	6/5	ATL	N	L, 1-14	28-35	5th	Newcomb (7-1)	Lyles (2-2)	Jackson (1)	21,049
64	6/6	ATL	D	W, 3-1	29-35	5th	Castillo (1-0)	Foltynewicz (5-4)	Hand (18)	20,898
<b>6/7 OFF DAY</b>										
65	6/8	@MIA	N	L, 0-4	29-36	5th	Smith (5-6)	Lauer (2-4)	None	10,654
66	6/9	@MIA	D	W, 5-4	30-36	5th	Stammen (4-0)	Rucinski (1-1)	Yates (2)	12,089
67	6/10	@MIA	D	W, 3-1	31-36	5th	Richard (5-6)	Urena (1-8)	Hand (19)	12,984
68	6/11	@STL	N	L, 2-5	31-37	5th	Flaherty (3-2)	Lyles (2-3)	Norris (13)	40,971
69	6/12	@STL	N	W, 4-2	32-37	5th	Cimber (3-2)	Mikolas (7-2)	Hand (20)	40,199
70	6/13	@STL	N	W, 4-2	33-37	5th	Lauer (3-4)	Weaver (3-6)	Hand (21)	44,094
71	6/14	@ATL	N	L, 2-4	33-38	5th	Sanchez (3-0)	Ross (5-4)	Vizzaino (13)	25,250
72	6/15	@ATL	N	W, 9-3	34-38	5th	Richard (6-6)	Freeman (1-3)	None	41,497
73	6/16	@ATL	D	L, 0-1	34-39	5th	Newcomb (8-2)	Lyles (2-4)	Vizzaino (14)	41,916
74	6/17	@ATL	D	L, 1-4	34-40	5th	Teheran (5-4)	Castillo (1-1)	Vizzaino (15)	40,251
<b>6/18 OFF DAY</b>										
75	6/19	OAK	N	L, 2-4	34-41	5th	Trivino (4-1)	Cimber (3-3)	Treinen (16)	37,485
76	6/20	OAK	D	L, 4-12	34-42	5th	Montas (4-1)	Lucchesi (3-3)	None	28,225
77	6/21	@SF	N	L, 0-3	34-43	5th	Bumgarner (1-2)	Ross (5-5)	Melancon (1)	37,497
78	6/22	@SF	N	W, 6-2	35-43	5th	Richard (7-6)	Stratton (8-5)	None	40,546
79	6/23	@SF	D	L, 3-5	35-44	5th	Moronta (3-1)	Cimber (3-4)	None	40,348
80	6/24	@SF	D	L, 2-3	35-45	5th	Blach (5-5)	Hand (1-4)	None	39,230
81	6/25	@TEX	N	L, 4-7	35-46	5th	Barnette (2-0)	Stammen (4-1)	Kela (19)	23,470
82	6/26	@TEX	N	W, 3-2	36-46	5th	Strahm (2-2)	Diekman (1-1)	Hand (22)	21,780
83	6/27	@TEX	N	L, 2-5	36-47	5th	Minor (6-4)	Richard (7-7)	Kela (20)	21,365
<b>6/28 OFF DAY</b>										

G	Date	Opp.	D-N	Result	Rec.	Pos.	WP	LP	SV	Att.
84	6/29	PIT	N	L, 3-6	36-48	5th	Musgrove (3-3)	Lauer (3-5)	Vazquez (16)	27,083
85	6/30	PIT	N	W, 4-3	37-48	5th	Lucchesi (4-3)	Williams (6-6)	Hand (23)	32,418
86	7/1	PIT	D	L, 5-7	37-49	5th	Crick (1-1)	Ross (5-6)	Vazquez (17)	32,099
<b>7/2 OFF DAY</b>										
87	7/3	@OAK	N	L, 2-6	37-50	5th	Pagan (2-0)	Richard (7-8)	None	29,925
88	7/4	@OAK	D	L, 2-4	37-51	5th	Trivino (7-1)	Castillo (1-2)	Treinen (22)	14,408
89	7/5	@ARI	N	W, 6-3	38-51	5th	Lauer (4-5)	Miller (0-3)	Hand (24)	17,982
90	7/6	@ARI	N	L, 1-3	38-52	5th	Godley (10-6)	Lucchesi (4-4)	Boxberger (21)	25,128
91	7/7	@ARI	N	L, 5-20	38-53	5th	Delgado (1-0)	Ross (5-7)	None	27,091
92	7/8	@ARI	D	W, 4-3	39-53	5th	Hand (2-4)	Mathis (0-1)	None	24,869
93	7/9	LAD	N	L, 2-8	39-54	5th	Kershaw (3-4)	Perdomo (1-3)	None	28,110
94	7/10	LAD	N	W, 4-1	40-54	5th	Lauer (5-5)	Hill (2-4)	None	26,272
95	7/11	LAD	N	L, 2-4	40-55	5th	Maeda (6-5)	Lucchesi (4-5)	Jansen (25)	26,448
96	7/12	LAD	N	L, 2-3	40-56	5th	Stripling (8-2)	Ross (5-8)	Jansen (26)	29,595
97	7/13	CHC	N	L, 4-5	40-57	5th	Stop (4-1)	Cimber (3-5)	Morrow (21)	38,988
98	7/14	CHC	N	L, 6-11	40-58	5th	Hendricks (6-8)	Perdomo (1-4)	None	38,837
99	7/15	CHC	D	L, 4-7	40-59	5th	Lester (12-2)	Lauer (5-6)	Morrow (22)	37,672
7/16 2018 HOME RUN DERBY (NATIONALS PARK, WASHINGTON, D.C.) Bryce Harper (W)										
7/17 2018 ALL-STAR GAME (NATIONALS PARK, WASHINGTON, D.C.) AL 8, NL 6										
7/18 ALL-STAR BREAK										
7/19 ALL-STAR BREAK										
100	7/20	@PHI	N	L, 11-5	40-60	5th	Davis (1-0)	Richard (7-9)	None	30,034
101	7/22	@PHI	D	W, 10-2	41-60	5th	Ross (6-8)	Pivetta (6-8)	None	29,392
102	7/22	@PHI	N	L, 0-5	41-61	5th	Velasquez (6-8)	Perdomo (1-5)	None	25,054
103	7/23	@NYM	N	W, 3-2	42-61	5th	Lucchesi (5-5)	deGrom (5-5)	Yates (3)	21,731
104	7/24	@NYM	N	L, 3-6	42-62	5th	Wheeler (4-6)	Lauer (5-7)	None	21,925
105	7/25	@NYM	D	L, 4-6	42-63	5th	Oswalt (1-2)	Richard (7-10)	Swarzak (2)	30,963
<b>7/26 OFF DAY</b>										
106	7/27	ARI	N	L, 2-6	42-64	5th	Greinke (W, 12-5)	Perdomo (1-6)	None	34,725
107	7/28	ARI	N	L, 4-9	42-65	5th	Bradley (3-2)	Maton (0-1)	None	37,149
108	7/29	ARI	D	L, 4-5	42-66	5th	Buchholz (4-1)	Lucchesi (5-6)	Boxberger (25)	32,529
109	7/30	SF	N	L, 3-5	42-67	5th	Smith (1-1)	Strahm (2-3)	None	31,725
110	7/31	SF	D	L, 2-3	42-68	5th	Watson (4-4)	Maton (0-2)	Smith (6)	29,209
<b>8/1 OFF DAY</b>										
111	8/2	@CHC	N	W, 6-1	43-68	5th	Erlin (2-3)	Chavez (3-2)	None	40,714
112	8/3	@CHC	D	L, 4-5	43-69	5th	Quintana (10-7)	Ross (6-9)	Strop (6)	40,894
113	8/4	@CHC	D	L, 4-5	43-70	5th	Hendricks (8-9)	Lockett (0-2)	Stope (7)	40,855
114	8/5	@CHC	D	W, 10-6	44-70	5th	Stammen (5-1)	Edwards Jr. (3-2)	None	41,136
<b>8/6 OFF DAY</b>										
115	8/7	@MIL	N	W, 11-5	45-70	5th	Strahm (3-3)	Hader (4-1)	None	27,664
116	8/8	@MIL	N	L, 4-8	45-71	5th	Chacin (11-4)	Kennedy (0-1)	None	32,355
117	8/9	@MIL	D	W, 8-4	46-71	5th	Yates (4-0)	Knebel (2-3)	None	

SD pitching vs. LAD batting

vs. Jose Castillo

Career	BA	OBP	SLG	AB	H	2B	3B	HR	BB	K
Yasmani Grandal	.000	.000	.000	1	0	0	0	0	0	1
Yasiel Puig	.000	.000	.000	1	0	0	0	0	0	1
Chris Taylor	.000	.000	.000	1	0	0	0	0	0	0

vs. Miguel Diaz

Career	BA	OBP	SLG	AB	H	2B	3B	HR	BB	K
Austin Barnes	.000	.000	.000	1	0	0	0	0	0	0
Cody Bellinger	1.000	1.000	3.333	3	3	1	0	2	0	0
Brian Dozier	.000	.000	.000	2	0	0	0	0	0	1
Yasmani Grandal	.333	.500	.333	3	1	0	0	0	1	1
Kike Hernandez	1.000	1.000	2.000	1	1	1	0	0	1	0
Rich Hill	1.000	1.000	1.000	1	1	0	0	0	0	0
Kenley Jansen	.000	.000	.000	1	0	0	0	0	0	0
Matt Kemp	.000	.000	.000	2	0	0	0	0	0	1
Manny Machado	.000	.000	.000	1	0	0	0	0	0	0
Max Muncy	-	1.000	-	0	0	0	0	0	1	0
Joc Pederson	.000	.667	.000	1	0	0	0	0	0	1
Yasiel Puig	.000	.000	.000	3	0	0	0	0	0	2
Corey Seager	.667	.667	1.667	3	2	0	0	1	0	0
Chris Taylor	.000	.333	.000	2	0	0	0	0	1	2
Andrew Toles	.000	.500	.000	1	0	0	0	0	1	1
Justin Turner	.500	.600	.750	4	2	1	0	0	1	1

vs. Eric Lauer

Career	BA	OBP	SLG	AB	H	2B	3B	HR	BB	K
Austin Barnes	.333	.333	.333	6	2	0	0	0	0	0
Cody Bellinger	.500	.500	.667	6	3	1	0	0	0	1
Kyle Farmer	.333	.333	.333	3	1	0	0	0	0	1
David Freese	.000	.000	.000	4	0	0	0	0	0	2
Yasmani Grandal	.000	.000	.000	1	0	0	0	0	0	0
Kike Hernandez	.000	.000	.000	7	0	0	0	0	0	1
Rich Hill	.000	.000	.000	2	0	0	0	0	0	0
Matt Kemp	.333	.333	.500	6	2	1	0	0	0	3
Tim Lincecum	.500	.667	.500	2	1	0	0	0	1	1
Max Muncy	.667	.750	1.667	3	2	0	0	1	1	1
Ross Stripling	.000	.000	.000	2	0	0	0	0	0	0
Chris Taylor	.000	.000	.000	7	0	0	0	0	0	2
Andrew Toles	.000	.000	.000	1	0	0	0	0	0	0
Justin Turner	.000	.250	.000	3	0	0	0	0	1	0
Alex Verdugo	.000	.000	.000	3	0	0	0	0	0	0

vs. Kazuhisa Makita

Career	BA	OBP	SLG	AB	H	2B	3B	HR	BB	K
Scott Alexander	.000	.000	.000	1	0	0	0	0	0	1
Cody Bellinger	.000	.500	.000	1	0	0	0	0	1	0
Kyle Farmer	.500	.500	1.000	2	1	1	0	0	0	0
David Freese	.000	.000	.000	1	0	0	0	0	0	0
Yasmani Grandal	.333	.333	1.333	3	1	0	0	1	0	1
Kike Hernandez	.250	.250	.250	4	1	0	0	0	0	2
Matt Kemp	.333	.333	.333	3	1	0	0	0	0	0
Max Muncy	.000	.000	.000	2	0	0	0	0	0	1
Joc Pederson	.000	.500	.000	1	0	0	0	0	1	0
Yasiel Puig	.000	.000	.000	4	0	0	0	0	0	0
Corey Seager	1.000	1.000	2.000	1	1	1	0	0	0	0
Chris Taylor	.000	.000	.000	3	0	0	0	0	0	2
Justin Turner	.000	.000	.000	2	0	0	0	0	0	1
Chase Utley	.000	.333	.000	2	0	0	0	0	1	1

vs. Phil Maton

Career	BA	OBP	SLG	AB	H	2B	3B	HR	BB	K
Austin Barnes	.000	.000	.000	1	0	0	0	0	0	0
Cody Bellinger	.000	.000	.000	3	0	0	0	0	0	0
Brian Dozier	.000	.000	.000	2	0	0	0	0	0	2
Kyle Farmer	.000	.500	.000	1	0	0	0	0	1	1
David Freese	1.000	1.000	1.000	1	1	0	0	0	0	0
Yasmani Grandal	-	1.000	-	0	0	0	0	0	3	0
Kike Hernandez	.000	.250	.000	3	0	0	0	0	1	2
Matt Kemp	.000	.000	.000	2	0	0	0	0	0	1
Manny Machado	.000	.000	.000	1	0	0	0	0	0	1
Kenta Maeda	.000	.000	.000	1	0	0	0	0	0	0
Max Muncy	.667	.667	1.667	3	2	0	0	1	0	0
Joc Pederson	.000	.333	.000	2	0	0	0	0	1	0
Yasiel Puig	.250	.400	.250	4	1	0	0	0	1	3
Corey Seager	.000	.000	.000	1	0	0	0	0	0	0
Chris Taylor	.375	.444	.750	8	3	0	0	1	1	1
Justin Turner	.500	.667	1.000	2	1	1	0	0	1	0
Chase Utley	.000	.000	.000	1	0	0	0	0	0	0
Alex Verdugo	1.000	1.000	1.000	1	1	0	0	0	0	0

vs. Luis Perdomo

Career	BA	OBP	SLG	AB	H	2B	3B	HR	BB	K
Cody Bellinger	.750	.778	1.250	8	6	4	0	0	1	0
David Freese	1.000	1.000	1.000	3	3	0	0	0	1	0
Yasmani Grandal	.333	.368	.722	18	6	1	0	2	1	4
Kike Hernandez	.500	.500	.500	2	1	0	0	0	0	0
Rich Hill	.000	.000	.000	2	0	0	0	0	0	1
Matt Kemp	.429	.444	.429	7	3	0	0	0	1	0
Tom Koehler	.000	.000	.000	2	0	0	0	0	0	1
Kenta Maeda	.000	.000	.000	3	0	0	0	0	0	1
Max Muncy	.250	.500	1.000	4	1	0	0	1	2	0
Joc Pederson	.188	.235	.375	16	3	0	0	1	1	4
Yasiel Puig	.556	.600	.778	9	5	0	1	0	1	0
Corey Seager	.450	.476	.450	20	9	0	0	0	1	1
Ross Stripling	.000	.000	.000	1	0	0	0	0	0	0
Chris Taylor	.250	.333	.375	8	2	1	0	0	0	2
Andrew Toles	.429	.500	.571	7	3	1	0	0	1	1
Justin Turner	.429	.400	.714	14	6	1	0	1	0	0
Chase Utley	.316	.316	.526	19	6	1	0	1	0	3

vs. Craig Stammen

Career	BA	OBP	SLG	AB	H	2B	3B	HR	BB	K
John Axford	.000	.000	.000	1	0	0	0	0	0	1
Austin Barnes	.333	.333	.333	6	2	0	0	0	0	2
Cody Bellinger	.167	.286	.167	6	1	0	0	0	1	0
Tony Cingrani	.000	.000	.000	1	0	0	0	0	0	1
Brian Dozier	.000	.000	.000	2	0	0	0	0	0	1
Kyle Farmer	.000	.000	.000	1	0	0	0	0	0	0
David Freese	.556	.600	.889	9	5	1	1	0	1	1
Yasmani Grandal	.000	.000	.000	6	0	0	0	0	0	2
Kike Hernandez	.286	.500	.714	7	2	0	0	1	1	1
Rich Hill	.500	.500	.500	2	1	0	0	0	0	1
Matt Kemp	.364	.364	.364	11	4	0	0	0	0	5
Tom Koehler	-	-	-	0	0	0	0	0	0	0
Manny Machado	.500	.500	.500	2	1	0	0	0	0	0
Max Muncy	.000	.000	.000	3	0	0	0	0	0	1
Joc Pederson	.400	.400	.400	5	2	0	0	0	0	2
Yasiel Puig	.500	.667	.500	4	2	0	0	0	2	1
Corey Seager	.429	.429	.571	7	3	1	0	0	0	1
Chris Taylor	.333	.333	.667	9	3	0	0	1	0	2
Andrew Toles	.500	.500	.500	2	1	0	0	0	0	0
Justin Turner	.400	.455	.500	10	4	1	0	0	1	1
Chase Utley	.308	.444	.615	13	4	1	0	1	3	1
Alex Wood	1.000	1.000	1.000	1	1	0	0	0	0	0

vs. Robert Stock

Career	BA	OBP	SLG	AB	H	2B	3B	HR	BB	K
Brian Dozier	.000	.000	.000	1	0	0	0	0	0	0
Kike Hernandez	.000	.000	.000	1	0	0	0	0	0	1
Matt Kemp	.000	.500	.000	1	0	0	0	0	1	1
Manny Machado	.000	.000	.000	2	0	0	0	0	0	0
Chris Taylor	-	1.000	-	0	0	0	0	0	1	0
Justin Turner	1.000	1.000	1.500	2	2	1	0	0	0	0

vs. Matt Strahm

Career	BA	OBP	SLG	AB	H	2B	3B	HR	BB	K
Cody Bellinger	.000	.000	.000	2	0	0	0	0	0	1
Brian Dozier	.333	.500	.333	3	1	0	0	0	1	1
David Freese	1.000	1.000	1.500	2	2	1	0	0	0	0
Yasmani Grandal	.000	.000	.000	3	0	0	0	0	0	3
Kike Hernandez	.000	.000	.000	1						

**SD batting vs. LAD pitching**

vs. Scott Alexander

Career	BA	OBP	SLG	AB	H	2B	3B	HR	BB	K
Austin Hedges	.000	.000	.000	2	0	0	0	0	0	1
Eric Hosmer	.000	.000	.000	4	0	0	0	0	0	0
Travis Jankowski	.000	.500	.000	1	0	0	0	0	0	1
Wil Myers	.333	.333	.667	3	1	1	0	0	0	2
Jose Pirela	.500	.500	.500	2	1	0	0	0	0	1
Hunter Renfroe	.500	.500	1.000	2	1	1	0	0	0	0
Cory Spangenberg	.500	.500	.500	2	1	0	0	0	0	1

vs. John Axford

Career	BA	OBP	SLG	AB	H	2B	3B	HR	BB	K
A.J. Ellis	.250	.250	.250	4	1	0	0	0	0	1
Freddy Galvis	.000	.000	.000	3	0	0	0	0	0	0
Eric Hosmer	.286	.375	.286	7	2	0	0	0	1	0
Wil Myers	.000	.000	.000	2	0	0	0	0	0	1

vs. Pedro Baez

Career	BA	OBP	SLG	AB	H	2B	3B	HR	BB	K
A.J. Ellis	1.000	1.000	1.000	1	1	0	0	0	0	0
Freddy Galvis	.000	.000	.000	6	0	0	0	0	0	1
Javy Guerra	.000	.000	.000	1	0	0	0	0	0	1
Austin Hedges	.000	.200	.000	4	0	0	0	0	1	3
Eric Hosmer	.000	.500	.000	1	0	0	0	0	1	0
Travis Jankowski	.500	.500	1.500	2	1	0	1	0	0	0
Manuel Margot	.000	.000	.000	4	0	0	0	0	0	2
Wil Myers	.000	.000	.000	7	0	0	0	0	0	1
Jose Pirela	.000	.000	.000	2	0	0	0	0	0	1
Hunter Renfroe	.500	.500	.500	2	1	0	0	0	0	1
Franmil Reyes	.000	.000	.000	2	0	0	0	0	0	0
Cory Spangenberg	.143	.250	.429	7	1	0	1	0	1	4

vs. Tony Cingrani

Career	BA	OBP	SLG	AB	H	2B	3B	HR	BB	K
A.J. Ellis	1.000	1.000	1.000	1	1	0	0	0	0	0
Freddy Galvis	.000	.000	.000	3	0	0	0	0	0	1
Austin Hedges	.000	.000	.000	1	0	0	0	0	0	1
Eric Hosmer	.250	.250	1.000	4	1	0	0	1	0	2
Travis Jankowski	.250	.250	.250	4	1	0	0	0	0	2
Eric Lauer	.000	.000	.000	1	0	0	0	0	0	0
Manuel Margot	.000	.000	.000	1	0	0	0	0	0	0
Wil Myers	.400	.400	.600	5	2	1	0	0	0	0
Jose Pirela	.000	.000	.000	1	0	0	0	0	0	0
Hunter Renfroe	.000	.000	.000	1	0	0	0	0	0	1
Cory Spangenberg	.000	.000	.000	1	0	0	0	0	0	0

vs. Caleb Ferguson

Career	BA	OBP	SLG	AB	H	2B	3B	HR	BB	K
A.J. Ellis	.000	.000	.000	2	0	0	0	0	0	1
Freddy Galvis	.000	.000	.000	2	0	0	0	0	0	0
Austin Hedges	.000	.000	.000	2	0	0	0	0	0	2
Eric Hosmer	.500	.500	1.000	2	1	1	0	0	0	0
Travis Jankowski	.000	.000	.000	1	0	0	0	0	0	0
Manuel Margot	.500	.500	.500	2	1	0	0	0	0	0
Wil Myers	1.000	1.000	4.000	1	1	0	0	1	0	0
Hunter Renfroe	.500	.500	.500	2	1	0	0	0	0	0
Cory Spangenberg	.000	.000	.000	1	0	0	0	0	0	1

vs. Josh Fields

Career	BA	OBP	SLG	AB	H	2B	3B	HR	BB	K
A.J. Ellis	.000	.000	.000	2	0	0	0	0	0	0
Freddy Galvis	.333	.429	.333	6	2	0	0	0	1	0
Austin Hedges	.000	.000	.000	4	0	0	0	0	0	1
Eric Hosmer	.500	.500	1.250	4	2	0	0	1	0	1
Manuel Margot	.000	.000	.000	2	0	0	0	0	0	1
Wil Myers	.143	.143	.143	7	1	0	0	0	0	2
Jose Pirela	.200	.200	.200	5	1	0	0	0	0	2
Hunter Renfroe	.400	.400	.400	5	2	0	0	0	0	2
Franmil Reyes	.000	.000	.000	1	0	0	0	0	0	0
Cory Spangenberg	.000	.000	.000	3	0	0	0	0	0	1

vs. Dylan Floro

Career	BA	OBP	SLG	AB	H	2B	3B	HR	BB	K
A.J. Ellis	-	1.000	-	0	0	0	0	0	1	0
Freddy Galvis	.000	.000	.000	3	0	0	0	0	0	2
Austin Hedges	.000	.000	.000	1	0	0	0	0	0	0
Eric Hosmer	.500	.500	.500	2	1	0	0	0	0	1
Travis Jankowski	.333	.333	.333	3	1	0	0	0	0	0
Manuel Margot	1.000	1.000	1.000	2	2	0	0	0	0	0
Wil Myers	.000	.000	.000	1	0	0	0	0	0	1
Jose Pirela	.500	.500	.500	2	1	0	0	0	0	0
Hunter Renfroe	1.000	1.000	1.000	1	1	0	0	0	0	0
Franmil Reyes	.000	.000	.000	2	0	0	0	0	0	1
Cory Spangenberg	.500	.500	.500	2	1	0	0	0	0	1

vs. Yimi Garcia

Career	BA	OBP	SLG	AB	H	2B	3B	HR	BB	K
Freddy Galvis	1.000	1.000	3.000	2	2	1	0	1	0	0
Eric Hosmer	.000	.000	.000	1	0	0	0	0	0	0
Travis Jankowski	.500	.500	.500	2	1	0	0	0	0	0
Manuel Margot	.500	.500	.500	2	1	0	0	0	0	1
Wil Myers	.167	.167	.167	6	1	0	0	0	0	1
Jose Pirela	.000	.000	.000	4	0	0	0	0	0	1
Hunter Renfroe	1.000	1.000	4.000	1	1	0	0	1	0	0
Cory Spangenberg	.000	.000	.000	3	0	0	0	0	0	2

vs. Kenley Jansen

Career	BA	OBP	SLG	AB	H	2B	3B	HR	BB	K
A.J. Ellis	.000	.000	.000	2	0	0	0	0	0	1
Freddy Galvis	.000	.167	.000	5	0	0	0	0	0	1
Austin Hedges	.250	.250	1.000	4	1	0	0	1	0	2
Eric Hosmer	.333	.333	1.333	3	1	0	0	1	0	0
Travis Jankowski	.500	.500	.500	4	2	0	0	0	0	0
Manuel Margot	.400	.400	.400	5	2	0	0	0	0	0
Wil Myers	.333	.429	.333	6	2	0	0	0	1	2
Jose Pirela	.000	.000	.000	3	0	0	0	0	0	2
Hunter Renfroe	.000	.000	.000	6	0	0	0	0	0	5
Franmil Reyes	.000	.500	.000	1	0	0	0	0	1	1
Cory Spangenberg	.000	.000	.000	3	0	0	0	0	0	1

vs. Ryan Madson

Career	BA	OBP	SLG	AB	H	2B	3B	HR	BB	K
Freddy Galvis	.000	.000	.000	1	0	0	0	0	0	0
Eric Hosmer	.000	.000	.000	1	0	0	0	0	0	0
Jose Pirela	.000	.000	.000	1	0	0	0	0	0	0

vs. Kenta Maeda

Career	BA	OBP	SLG	AB	H	2B	3B	HR	BB	K
Freddy Galvis	.375	.353	.688	16	6	2	0	1	0	2
Austin Hedges	.375	.500	.500	8	3	1	0	0	1	2
Eric Hosmer	.200	.200	.500	10	2	0	0	1	0	5
Travis Jankowski	.273	.385	.455	11	3	0	1	0	2	1
Joey Lucchesi	.000	.000	.000	1	0	0	0	0	0	1
Manuel Margot	.364	.333	.727	11	4	1	0	1	0	2
Luis Perdomo	.000	.000	.000	2	0	0	0	0	0	2
Jose Pirela	.250	.250	.333	12	3	1	0	0	0	2
Hunter Renfroe	.333	.333	.667	12	4	1	0	1	0	6
Franmil Reyes	.000	.000	.000	1	0	0	0	0	0	0
Cory Spangenberg	.385	.429	.923	13	5	1	0	2	1	2

vs. Zac Rosscup

Career	BA	OBP	SLG	AB	H	2B	3B	HR	BB	K
A.J. Ellis	.000	.000	.000	1	0	0	0	0	0	0
Freddy Galvis	.500	.500	.500	2	1	0	0	0	0	0
Cory Spangenberg	-	-	-	0	0	0	0	0	0	0

vs. Ross Stripling

Career	BA	OBP	SLG	AB	H	2B	3B	HR	BB	K
A.J. Ellis	.000	.000	.000	2	0	0	0	0	0	0
Freddy Galvis	.385	.385	.385	13	5	0	0	0	0	2
Austin Hedges	.250	.250	.250	4	1	0	0	0	0	0
Eric Hosmer	.125	.300	.125	8	1	0	0	0	2	1
Travis Jankowski	.000	.000	.000	10	0	0	0	0	0	4
Eric Lauer	.000	.000	.000	1	0	0	0	0	0	1
Manuel Margot	.500	.600	1.125	8	4	2	0	1	2	1
Wil Myers	.400	.455	.600	10	4	2	0	0	1	0
Luis Perdomo	.000	.000	.000	1	0	0	0	0	0	0
Jose Pirela	.667	.700	1.222	9	6	2	0	1	1	2
Hunter Renfroe	.000	.000	.000	4	0	0	0	0	0	3
Cory Spangenberg	.000	.500	.000	1	0	0	0	0	1	0

vs. Julio Urias

Career	BA	OBP	SLG	AB	H	2B	3B	HR	BB	K
Freddy Galvis	.000	.000	.000	2	0	0	0	0	0	0
Travis Jankowski	.000	.500	.000	1	0	0	0	0	1	1
Manuel Margot	.500	.500	1.000	2	1	1	0	0	0	1
Wil Myers	.000	.400	.000	3	0	0	0	0	1	1
Hunter Renfroe	.000	.000	.000	1	0	0	0	0	0	0

vs. Pat Venditte

Career	BA	OBP	SLG	AB	H	2B	3B	HR	BB	K
A.J. Ellis	-	1.000	-	0	0	0	0	0	1	0
Austin Hedges	.000	.000	.000	1	0	0	0	0	0	0
Hunter Renfroe	.000	.000	.000	1	0	0	0	0	0	1