



SAN DIEGO PADRES 2018 GAME NOTES

San Diego Padres (31-36) @ St. Louis Cardinals (35-28)
Monday, June 11, 2018 • 7:15 p.m. CST • Busch Stadium • St. Louis, MO
RHP Jordan Lyles (2-2, 4.70) vs. RHP Jack Flaherty (2-2, 3.20)
Game 68 • Away Game 29 • FM 97.3 • XEMO 860 • FSSD

All Padres game information, including Game Notes and rosters, is available at <http://padrespressbox.com>
San Diego Padres Communications Department • 100 Park Blvd., San Diego, CA 92101 • (619) 795-5000 • @PadresPR

COASTING UPSTREAM: With yesterday's 3-1 victory over the Miami Marlins, the Padres claimed their fourth consecutive series, marking the first time they've been victors in four straight series since Aug. 10-23, 2015 (vs. CIN, @COL, vs. ATL and vs. STL)...the Padres have now won three-consecutive rubber matches (4-6), and it was the Friars' first season series victory against the Fish since 2015.

- Starter **Clayton Richard** took a no-hitter into the seventh inning, earning the win (5-6), working 7.0 innings and allowing two hits and a run (earned) with five strikeouts...he retired 15 straight batters in the contest, tying the longest streak in a game in his career (retired 15 straight on June 27, 2012 @ HOU).
- **Eric Hosmer** homered for the first time in his career at Marlins Park, going 2-for-4 on the afternoon with his team-leading 25th multi-hit effort...he's now hit three homers in his home state of Florida (had two at TB's Tropicana Field).

FORTNIGHT FRONTRUNNERS: In the last two weeks (13 games since May 28), the Padres are 9-4 (their .692 winning percentage tied for third-best in the NL in that time), slashing .263/.330/.414 while holding opposing bats to a .258 average...since May 1 the Padres are 21-16 overall (.568), including an 8-7 record on the road and 13-9 slate at home.

FLIRTING WITH HISTORY: There have been 27 starters to complete six no-hit innings in 2018...the Cardinals have one in **Michael Wacha**, while the Padres are the only team with three pitchers on the list...**Tyson Ross** went 7.2 hitless innings on April 20 @ ARI, **Jordan Lyles** went 7.1 on May 15 vs. COL and yesterday, **Clayton Richard** went 6.2 innings @ MIA...though the Padres are the lone team to have never thrown a no-hitter, this is the first season since 1998 that the Friars have had at least three pitchers take a no-no through six (Kevin Brown did so twice in 1998, while Sterling Hitchcock did so once).

RIGHTY LEFTY SPECIALIST: Starter **Jordan Lyles** has held left-handed batters to .213 average this season (20-for-94)...he's the first Padre right-hander since Paul Clemens in 2016 to hold lefty batters to a sub-.215 average (single season only and minimum five starts and 90 at bats vs. lefties).

WHERE DO YOU THINK YOU'RE GOING, HMM?: The Padres pitching staff has combined for a ML-leading 12 pickoffs this season and are on pace for 29...he last team to pick off that many runners were the 2008 A's, who picked off 34.

RISPY BUSINESS: The Padres have hit .264 with RISP this season, trailing only ATL (.287) for the highest average in the National League...the Padres have seven players hitting over .250 with RISP, tying for third-most of any MLB team (minimum 20 at-bats)...Atlanta (10) and Houston (eight) are the only teams with more batters hitting over .250 with RISP.

ROOKIE ROUNDUP: This series will feature a few of the NL's most powerful rookies...SD's **Christian Villanueva** leads all NL rookies in SLG (.519) and ranks fifth among all ML rookies...**Franchy Cordero** (currently on the 10-day DL) has the third-highest SLG among NL rookies (.439) and STL's **Harrison Bader** has the fourth-highest with a .434 SLG.

MULTI-HIT HOZ: **Eric Hosmer** has 25 multi-hit games this season, tied for second-most of any left-handed batter with ATL's Freddie Freeman and MIN's Eddie Rosario, behind only ATL Nick Markakis' 27...Hosmer has recorded five multi-hit efforts in his nine June games...the Padres are 16-9 in games in which Hosmer logs multiple hits, and the club has won 10 of the last 11 such games.

IT'S IN THE CARDS: In 2016, the Padres went 1-6 vs. the Cardinals, with St. Louis batting .339 with RISP and with an average of 6.1 runs per game...since the start of the 2017 season, the Padres are 5-6 vs. STL, holding Redbird bats to a .185 mark with RISP and 3.7 runs per game.

PADRES ON DECK: LHP **MacKenzie Gore**, 19, celebrated his return from the disabled list with 2.0 hitless innings for Fort Wayne (A) on Sunday with one walk and three strikeouts...**Esteury Ruiz** was one of four players with three hits for Fort Wayne, and he went 3-for-5 with a double, homer, four RBI and five runs scored.

Padres at a glance...

Overall Record.....	31-36
NL West Standing.....	(-5.5, 5th)
Home Record	18-21
Road Record	13-15
Day Record.....	10-10
Night Record.....	21-26
Road Trip.....	2-1
Streak	W2
All-Time Record	3,642-4237-2
All-Time at Home	1,976-1969-1
All-Time at Petco Park.....	609-564
All-Time on Road.....	1,664-2268-1
2018 vs. STL	2-2
2018 vs. STL in SD.....	2-2
2018 vs. STL in MO	0-0
All-Time vs. STL	196-285
All-Time vs. STL in SD.....	116-125
All-Time vs. STL in MO	80-160

Padres record when...

Sunday	6-4	Thursday.....	1-5
Monday.....	3-7	Friday.....	4-7
Tuesday.....	5-5	Sat	8-3
Wed	4-5		
March	0-3	July	0-0
April	10-17	August.....	0-0
May	15-13	Sept.....	0-0
June	6-3	October.....	0-0
Led After 6	22-2		
Led After 7	26-2		
Led After 8	26-2		
Tied After 6	6-4		
Tied After 7	4-3		
Tied After 8	3-3		
Behind After 6.....	3-30		
Behind After 7	1-31		
Behind After 8.....	2-31		
Scoring first.....	22-3		
Opponents score first	9-33		
Shutouts	2-6		
Home crowds of 20,000-	7-5		
Home crowds of 20,000+	5-12		
Home crowds of 30,000+	4-3		
Home crowds of 40,000+	2-1		
Scoring three or fewer	9-26		
Scoring four or more.....	22-10		
Allowing three or fewer	21-5		
Allowing four or more.....	10-30		
One-run games.....	8-6		
Extra Innings W-L	1-3		
Series W-L-T (Home)	5-5-2		
Series W-L-T (Road)	3-6-0		
Series W-L-T (Total)	8-11-2		
Series Sweeps (Home).....	0-2		
Series Sweeps (Road).....	0-0		
Series Sweeps (Total).....	0-2		
White Jerseys	13-15		
Gray Jerseys	9-9		
Blue Jerseys	3-5		
Brown Jerseys	1-4		
Navy Camouflage Jerseys.....	1-1		
Marine Camouflage Jerseys.....	1-0		
Retro Jerseys	2-0		
Memorial Day Jersey.....	1-2		

Upcoming schedule and probable starters

Day	Date	Time (PST)	Opp.	Padres starter	Opposing starter	Television
Tues	6/12	5:15 p.m.	@ STL	TBA	RHP Miles Mikolas (7-1, 2.27)	FSSD
Wed	6/13	5:15 p.m.	@ STL	LHP Eric Lauer (2-4, 6.64)	RHP Luke Weaver (3-5, 4.35)	FSSD

NATIONAL LEAGUE CHAMPIONS 1984, 1998 • NATIONAL LEAGUE WEST CHAMPIONS 1984, 1996, 1998, 2005, 2006

STARTING PITCHER NOTES

#27 RHP JORDAN LYLES (2-2, 4.70 ERA)

JORDAN'S TURN: 27-year-old RHP Jordan Lyles is set to make his fourth career start and second this season against the St. Louis Cardinals...worked 5.0 innings of two-run ball (one earned) on six strikeouts and one walk in his first start of the season against STL...he was tagged with the loss in the Padres' 2-1 defeat.

LAST TIME OUT: Allowed season highs in hits (11) and runs (eight) on 6/5 vs. ATL.

- Over his first two starts this season, he was 1-1 with a 0.73 ERA (1 ER, 12.1 IP) with 16 SO against two walks.
- In his last four starts since 5/20, he has gone 1-1 with a 7.89 ERA (19 ER, 21.2 IP)

V SUPPORTIVE: When the Padres score two-or-more runs in a game Lyles starts this season (done four times), he his 2-0 with a team 4-0 record...he has a 1.18 WHIP in those starts with a .228 opponent average.

RIGHTY LEFTY SPECIALIST: Lyles has held left-handed batters to .213 average this season (20-for-94)...he's the first Padre right-hander since Paul Clemens in 2016 to hold lefty batters to a sub-.215 average (single season only and minimum five starts and 90 at bats vs. lefties).

WHEN JORDAN TAKES THE MOUND: The Padres are 4-2 in games Lyles has started this season, including four of his last five and both of his two starts on the road.

STATCAST SAYS: Lyles relies on five pitches this season...four seamer (34.3%), curve (25.8%), changeup (16.4%), sinker (11.9%) and slider (11.6%)...opponents are hitting just .174 against his curveball this season, and opponents have pulled just 30 percent of their batted balls this season, which is the lowest pull percentage of any season in his career (since data was available in 2015).

ALMOST PERFECT: Lyles worked the second-longest perfect game bid (7.2 IP) in Padres history in his second start of the season on 5/15 vs. COL...it trailed only Chris Young's 7.2 perfect innings on 9/7/08 at MIL.

- He also matched his career high of 10 strikeouts (also, 6/12/13 at SEA) and it was the second time he has tossed 7.1-or-more innings without allowing an earned run (9/30/12 at MIL).

JORDAN'S 2018 DAY-BY-DAY (AS STARTER)

Date/Opp.	Dec.	ERA	IP	H	R	ER	BB	SO	HR	PIT
5/10 vs. STL	L	1.80	5.0	5	2	1	1	6	1	81
5/15 vs. COL	W	0.73	7.1	1	0	0	1	10	0	85
5/20 at PIT	ND	2.50	5.2	7	4	4	2	4	2	93
5/26 at LAD	ND	3.97	4.2	7	5	5	4	4	2	89
5/31 vs. MIA	W	3.64	7.0	6	2	2	1	7	0	106
6/5 vs. ATL	L	5.29	4.1	11	8	8	2	1	2	97

'18 SUMMARY

Record/ERA:	2-2, 4.70 ERA (28 ER, 53.2 IP), 19 G (6 GS)
vs. LHB:213 (20-for-94)
vs. RHB:279 (31-for-111)
HOME:	2-2, 3.79 ERA (15 ER, 35.2 IP)
ROAD:	0-0, 6.50 ERA (13 ER, 18.0 IP)
HIGHS	
INNINGS	7.1 IP, 5/15 vs. COL
RUNS	8, 6/5 vs/ ATL
EARNED RUNS	8, 6/5 vs/ ATL
HITS	11, 6/5 vs/ ATL
WALKS	4, 5/26 at LAD
STRIKEOUTS	10, 5/15 vs. COL
CAREER HIGHS	
INNINGS	9.0 IP, 9/30/12 at MIL
RUNS	10, 7/21/13 vs. SEA
EARNED RUNS	9, 7/21/13 vs. SEA
HITS	12, 8/9/11 at ARI
WALKS	6, 5/17/14 vs. SD
STRIKEOUTS	10 (2x), last: 5/15/18 vs. COL

JORDAN VS. STL

Career: 0-2, 4.15 ERA (10 ER, 21.2 IP), 7 G (3 GS)
2017: 0-0, 5.40 ERA (2 ER, 3.1 IP), 3 G (0 GS)
Petco Park: 0-1, 1.80 ERA (1 ER, 5.0 IP), 1 G (1 GS)
Busch Stadium: N/A

AGAINST THE OPPOSITION: As a reliever was limiting opposing hitters to a .194 (14-for-72) average, the sixth-lowest average among relievers with at least 19.2 IP.

- Before his last start, he was limiting opposing hitters to a .236 (26-for-110) average.
- In his six starts overall, opposing hitters are batting .278 (37-for-133).

RELIABLE RELIEF: He posted 10 scoreless outings in 13 appearances out of the Padres bullpen, including a 6.1-scoreless inning streak over his first four outings, allowing just three hits and one walk while striking out eight from 3/31-4/6.

BULLPEN NOTES

#90 ADAM CIMBER • RHP

@a_cimber

2-2, 2.84 ERA, 0 SV, 26 APP.

last outing: 6/6 vs. ATL (1.0 ip, 3 so)

vs. LHB: .263 (10-38) • **vs. RHB:** .234 (18-77)

season-high ip: 3.0 (2x, last: 4/16 vs. LAD)

current scoreless streak: 5.0 IP (5 g)

- Wednesday, struck out each of the three batters he faced, marking the second time this season where he has recorded three strikeouts in 1.0 IP.
- Is one of three pitchers who have worked primarily as a reliever to have tossed at least 31.0 IP and yet to surrender a homer.
- His 26 appearances are tied for third among Padres relievers...has posted a 11.08 SO/9 inning ratio.
- Has only allowed multiple runs in a single outing on one occasion (2 ER on May 27 at LAD).

#65 JOSÉ CASTILLO • LHP

63castle

0-0, 0.00 ERA, 0 SV, 2 APP.

last outing: 6/6 vs. ATL (1.2 ip, h, 2 so)

vs. LHB: .000 (0-3) • **vs. RHB:** .167 (1-6)

season-high ip: 1.2 (6/6 vs. ATL)

current scoreless streak: 2.2 IP (2 g)

- Earned his first career Major League win in his second outing of the season on Wednesday, pitching 1.2 IP with two strikeouts while allowing just one hit.
- Recalled on June 2 from El Paso (AAA) and made his ML debut, tossing a scoreless eighth while striking out each batter he faced.
- The third SD pitcher to fan all three batters faced in his ML debut, joining Tommy Layne (Aug. 14, '12) and Jeremy Fikac (Aug. 16, '01).
- Acquired from the Tampa Bay Rays along with Wil Myers, C Ryan Hanigan and RHP Gerardo Reyes as part of a three-team deal between the Padres, Rays and Nationals, December 19, 2014.

#41 ROBBIE ERLIN • LHP

@robbieerlin27

@robbieerlin27

1-3, 4.15 ERA, 0 SV, 18 APP.

last outing: 6/8 at MIA (2.0 ip, 2 h, r, er, 2 so)



vs. LHB: .283 (13-46) • **vs. RHB:** .245 (24-98)

season-high ip: 5.2 (5/28 vs. MIA)

current scoreless streak: 0.0 IP (0 g)

- Is scoreless in 11 of his 16 relief appearances this season, posting a 1.97 ERA (7 ER, 32.0 IP) out of the Padres bullpen.
- Has not issued a walk in each of his last 12 appearances since April 23 at COL...his 12.50 strikeout/walk ratio ranks second among NL relievers, behind only WSH Sean Doolittle (13.00) (min. 28.0 IP).
- Tossed 5.2-scoreless innings on May 28 vs. MIA, his longest relief appearance in his career...is the first Padres reliever to throw 5.2-or-more scoreless frames in a single outing since Josh Banks on May 25, 2008 vs. CIN.
- Made two starts for the Padres in 2018...is the longest tenured pitcher who has appeared for the Padres at the big league level.

BULLPEN NOTES CONTINUED...

#52 BRAD HAND • LHP @bhand22  bhand22  **1-3, 1.89 ERA, 19 SV, 30 APP.**
last outing: 6/10 at MIA (1.0 ip, so) **vs. LHB:** .054 (2-37) • **vs. RHB:** .213 (17-80)
season-high ip: 2.0 (4x, last: 6/6 vs. ATL) **current scoreless streak:** 4.0 IP (3 g)

- His 19 saves rank fourth in the majors and second in the National League...converted each of his 11 save opportunities during the month of May, tied with BOS Craig Kimbrel for the most in MLB.
- Since trading closer Brandon Maurer on July 24, 2017, his 37 saves in that time rank second in MLB, behind only SEA Edwin Diaz (39).
- According to Statcast data, 51.1% of his pitches this season have been sliders...13.8% of his sliders are called strike, the highest percentage across active Major League relievers.
- Was named the National League Reliever of the month for May, the second such honor of his career (also, July 2017)...pitched to a 0.61 ERA (1 ER, 14.2 IP) during May with a 0.89 WHIP, 22 strikeouts and a .120 opponent average.
- Joined Trevor Hoffman as the only two Padre pitchers (third time) in team history to record 11-or-more saves during the month of May (Hoffman had 12 saves in 2005 and 11 saves in 2007).
- Is just the fourth reliever in Padres history to tally 11 saves in a single month, joining Craig Kimbrel (July 2015), Trevor Hoffman (May 2007, September 2006, May 2005, July 2004, July 1998) and Mark Davis (September 1989, April 1989).

#59 PHIL HUGHES • RHP @pjhughes45  **0-0, 3.86 ERA, 0 SV, 5 APP.**
last outing: 6/8 at MIA (1.0 ip, 2 bb, so) **vs. LHB:** .172 (5-29) • **vs. RHB:** .385 (15-39)
season-high ip: 3.2 (4/27 vs. CIN) **current scoreless streak:** 2.0 IP (2 g)


- Has pitched to a 4-0 record with a 5.29 ERA (20 ER, 34.0 IP) in nine games, five starts, vs. NL Central teams.
- Has made two starts and 10 relief appearances this season...as a reliever, has pitched to a 4.66 ERA (5 ER, 9.2 IP).
- Made his Padres debut on May 31 vs. MIA...acquired on May 27 from the Minnesota Twins along with cash and the 74th overall pick in the 2018 Draft (Competitive Balance Round B) in exchange for catcher Janigson Villalobos.
- In seven AL appearances this season (two starts), pitched to a 6.75 ERA (9 ER, 12.0 IP).

#50 BRYAN MITCHELL • RHP **0-3, 7.08 ERA, 0 SV, 12 APP.**
last outing: 6/5 vs. ATL (2.2 ip, 5 h, 5 r, 5 er, 2 bb, so, hr) **vs. LHB:** .256 (22-86) • **vs. RHB:** .369 (41-111)
season-high: 6.0 (4/17 vs. LAD) **current scoreless streak:** 0.0 IP (0 g)

- His longest relief appearances this season have come against NL Central opponents (5.2 IP on May 11 vs. STL and 4.0 IP on June 1 vs. CIN).
- Has pitched 3.0 innings-or-more in three of his five relief appearances this season.
- Has issued 35 walks through his 48.1 IP this season, posting a 6.52 BB/9 inning ratio.
- In 44 career relief appearances, he is 1-2 with a 6.32 ERA (52 ER, 74.0 IP) with 49 strikeouts against 35 walks.

#34 CRAIG STAMMEN • RHP @cstammen35  **4-0, 1.78 ERA, 0 SV, 27 APP.**
last outing: 6/9 at MIA (1.2 ip, 1 h, 2 so) **vs. LHB:** .192 (10-52) • **vs. RHB:** .217 (13-60)
season-high ip: 2.0 (5x, last: 5/9 vs. WSH) **current scoreless streak:** 3.2 IP (3 g)

- Has picked up the win in three of his last five relief appearances...his four wins on the season are his most since also recording four in 2014 with Washington.
- In 14 games since May 5, is 4-0 with a 0.59 ERA (1 ER, 15.1 IP) with 17 strikeouts against three walks while limiting hitters to a .196 clip.
- Has pitched to a 3.00 ERA (5 ER, 15.0 IP) in 13 games at Petco Park this season and a .073 ERA (1 ER, 12.1 IP) in 12 games on the road.
- Is limiting opponents to a .205 clip (23-for-112) in his 27 appearances this season.
- Since the '17 All-Star break, has posted a 1.43 ERA (10 ER, 63.0 IP) and a .210 opponent average...is scoreless in 51 of his 58 appearances.

#55 MATT STRAHM • LHP @mattstrahm  mattstrahm  **1-2, 3.07 ERA, 0 SV, 10 APP.**
last outing: 6/6 vs. ATL (2.1 ip, 2 h, r, er, 2 so, hr) **vs. LHB:** .286 (4-14) • **vs. RHB:** .158 (6-38)
season-high ip: 2.1 (5/30 vs. MIA) **current scoreless streak:** 1.1 IP (1 g)

- Excluding his first appearance of the season on May 7, has pitched to a 1.42 ERA (2 ER, 12.2 IP) over his last nine games since May 11 vs. STL while limiting opponents to a .178 batting average.
- Is limiting hitters to a .192 batting average (5-for-26) with runners on base and a .192 clip (10-for-52) on the season overall.
- Has held opponents scoreless in six of his 10 outings this season and has tossed more than 1.0 IP in six appearances.
- On May 30 vs. MIA, earned his first win as a Padre and his first since his start on June 15 of last season at LAA.

#39 KIRBY YATES • RHP @kauaikirby39  kirbskauai  **3-0, 1.08 ERA, 2 SV, 26 APP.**
last outing: 6/10 at MIA (1.0 ip, 2 so) **vs. LHB:** .278 (10-36) • **vs. RHB:** .115 (6-52)
season-high ip: 2.0 (6/6 vs. ATL) **current scoreless streak:** 5.0 IP (4 g)

- Earned the save in two of his last four outings, giving him four career saves. Prior to the two saves this season, his last came on July 29, 2017 vs. PIT.
- Has pitched to a 1.46 ERA (2 ER, 12.1 IP) in 13 games on the road while limiting opponents to a .143/.208/.143 mark.
- His 1.08 ERA (3 ER, 25.0 IP) is the seventh-lowest among NL relievers this season (min. 25.0 IP).
- Is limiting opponents to a .081 batting average (3-for-37) with runners on base and has yet to allow a hit with RISP (0-for-16).

BATTING NOTES

#17 A.J. ELLIS • C • R/R @ajellis17

last game: did not play

Series vs. MIA: 1-3 • Past Stand: 2-11

career vs. STL: 21-110 (.191) 7 2b, 2 hr

last hr: 5/26 @ LAD • current hit streak: 2 g (6/5-8)

- Has walked three times in his last three games...has a .402 OBP in 25 games this season with 11 walks.
- Has hit safely in 11 of his last 13 games with an at-bat (.366, 15-for-41) with four doubles, a home run, six RBI and four multi-hit games.
- Has reached base safely via hit or walk in 17 of his last 18 games, owning a .448 OBP with eight walks.

#13 FREDDY GALVIS • INF • S/R @freddygalvis10

freddygalvis13

last game: 0-3, rbi

Series vs. MIA: 2-10 • Past Stand: 7-35

career vs. STL: 28-119 (.235) 7 2b, 2 hr

last hr: 6/9 @ MIA • current hit streak: 0g (0-5)

- His three bunt hits lead the club.
- Has reached base safely in 10 of his last 11 games with six walks and a .311 OBP...also has reached base via hit or walk in 15 of his last 17 games, owning a .313 OBP with seven walks.
- Slugging .483 in his last 17 games (six doubles, a triple and two homers).
- Has started all 67 games this season, which are the most games started in the majors...his 596.2 innings played are also the most.

#30 ERIC HOSMER • INF • L/L @therealhos305

hosmer305

last game: 2-4, hr, 2 rbi, r

Series vs. MIA: 5-12 • Past Stand: 16-37

career vs. STL: 29-144 (.201) 5 2b, hr

last hr: 6/10 @ MIA • current hit streak: 3 g (6/8-10)

- Has 25 multi-hit games this season, tied for second-most of any left-handed batter with ATL's Freddie Freeman and MIN's Eddie Rosario, behind only ATL Nick Markakis' 27.
- Hosmer has recorded five multi-hit efforts in his nine June games...the Padres are 16-9 in games in which Hosmer logs multiple hits, and the club has won 10 of the last 11 such games.
- His 19 doubles are tied for the most among all NL players, and his 25 multi-hit games are tied for second-most among all NL players with ATL's Freddie Freeman, behind only ATL Nick Markakis' 27.
- In Padres wins, he's hitting .389 (42-for-108) and in losses, he's hitting .211 (28-for-132).

#16 TRAVIS JANKOWSKI • OF • L/R @freddyJ_6

freddyj_6

last game: 1-4, r, so

Series vs. MIA: 3-11, rbi, so • Past Stand: 7-25

career vs. STL: 13-39 (.333) 2 2b, hr

last hr: 5/11 vs. STL • current hit streak: 2 g (6/9-10)

- Has hit safely in his last three games vs. STL, going 6-for-14 (.429).
- Has reached base via hit or walk in five-straight games vs. STL with a .440 OBP and four walks.
- In 37 games since being recalled on April 29, he's slashed .306/.372/.379.
- Leads the team in infield hits (10).
- Has a .440 OBP at home this season, in comparison to his .290 OBP on the road.
- Prior to Jankowski's arrival, the Padres were 10-18, and after April 29, they've gone 20-17 overall and 19-10 (.655 winning percentage) in games he's started.
- Has nine of the SD's 11 leadoff hits to start a game in 2018...hitting .313 (35-for-112) with two doubles, two triples, a homer and 11 walks when batting leadoff.

#0 RAFFY LOPEZ • C • L/R @rlopez_29

rlopez299

last game: 0-2, bb

Series vs. MIA: 0-6 • Past Stand: 5-21

career vs. STL: 2-12 (.167) hr

last hr: 5/10 vs. STL • current streak: 0 g (0-10)

- Had a career-high three hits last Monday night vs. ATL and tied his career-high in RBI (two).
- His three homers are one short of tying his career-high in a season (four in 2017 with TOR)...his three homers are third-most among all rookie catchers this season, behind PHI Jorge Alfaro's four and HOU Max Stassi's six.
- Batting .239 (11-for-46) at home this season with all three of his homers and just .065 on the road (2-for-31).

#7 MANUEL MARGOT • OF • R/R @manuelmargot

manuelmargot

last game: 1-4, so

Series vs. MIA: 3-10 • Past Stand: 6-23

career vs. STL: 12-38 (.316) 2 2b, 3b

last hr: 4/5 vs. COL • current hit streak: 4 g (6/6-10)

- Has hit safely in his last three games vs. STL this season (3-for-12, .250).
- Also riding a four-game hitting streak (4-for-12, .333) with a double.
- Has hit safely in 11 of his last 15 games (.302, 13-for-43) with five doubles, five RBI and eight walks.
- Has a .318 OBP this season at home with 11 walks and a .235 OBP with three walks on the road.

#2 JOSE PIRELA • OF • R/R @josepirela12

jp_2838

last game: 1-4, so

Series vs. MIA: 4-13 • Past Stand: 8-35

career vs. STL: 14-43 (.302) 5 2b

last hr: 9/3/17 vs. LAD • current hit streak: 6 g (6/4-10)

- Has an 11-game on-base streak against the Cardinals, hitting .308 (12-for-39) with a .404 OBP and six walks.
- Also riding a five-game hitting streak vs. STL, batting .350 (7-for-20) since Sept. 7 of last season.
- Has hit safely in nine of his last 10 games, going 12-for-40 (.300) with two doubles.
- Hitting .318 (35-for-110) on the road this season, compared to his .245 mark at home.
- The Padres are 11-8 when he gets more than one hit in a game.
- Hitting .283 with RISP (15-for-53) and .301 (28-for-93) with runners on base.

BATTING NOTES CONTINUED...

#10 HUNTER RENFROE • OF • R/R @hunter_renfroe ✓ hunterrenfroe 📷

last game: 2-4, 2b, so

Series vs. MIA: 3-5 • Past Stand: 9-25

career vs. STL: no appearances

last hr: 6/3 vs. CIN • current hit streak: 2 g (6/9-10)

- Tonight marks his first-career appearance vs. STL...this season vs. the NL Central, he's hit .333 (4-for-11) with a double, triple and homer...has slashed .228/.297/.485 in his career vs. NL Central opponents.
- This season, prior to being placed on the disabled list on April 24, he was hitting .143 vs. right-handed pitchers...since being reinstated on May 28, he's hit .458 vs. righties with four doubles and a home run.
- Has hit in seven of his last nine starts, going 10-for-29 (.345)...also hit .360 this past homestand (9-for-25) with three doubles, a homer and seven RBI.
- Hitting .318 this season with RISP (7-for-22).
- At home this season, he's batting .315 (17-for-54) with seven doubles, a triple and a HR..on the road, he's .179 (5-for-28) with a homer.

#32 FRANMIL REYES • OF • R/R @la_mole_13 ✓ franmilreyes34 📷

last game: did not play

Series vs. MIA: 1-9 • Past Stand: 9-29

career vs. STL: no appearances

last hr: 6/5 vs. ATL • current hit streak: 1 g (6/9-)

- Has hit in eight of his last 10 games (10-for-38, .263) with five homers and six RBI.
- Batting .292 in the month of June (7-for-24) with two homers.
- Two of his five homers have come with two strikes in the count, though he's hitting .095 (4-for-42) with two strikes.
- Hitting .278 at home (10-for-36) and .156 on the road (5-for-32).

#15 CORY SPANGENBERG • INF • L/R @cory_spang15 ✓ cory_spangenberg 📷

last game: did not play

Series vs. MIA: 2-7, r, rbi, so • Past Stand: 7-39

career vs. STL: 6-35 (.171) 2 2b, hr

last hr: 6/4 vs. ATL • current hit streak: 1 g (6/9-)

- Made his first-career pitching performance in the ninth inning on Tuesday vs. ATL...was the first Padre position player to pitch this season and the first since Erick Aybar did so on June 8, 2017 at ARI.
- Has four extra-base hits in his last six games (two triples and two homers).
- Batting .348 (8-for-23) this season with RISP and .500 (2-for-4) with the bases loaded.

#23 MATT SZCZUR • OF • R/R @superszcz4 ✓ superszcz4 📷

last game: did not play

Series vs. MIA: 0-0 • Past Stand: 1-10

career vs. STL: 14-55 (.255) 2b, 3b, 3 hr

last hr: 5/2/18 vs. SF • current hit streak: 0 g (0-4)

- Has made the most pinch-hit plate appearances (23) on the club...he's 3-for-20 (.150) this season with two doubles and three walks in such a role.
- His two stolen bases have tied his career high (both in '15 and '16).
- 2-for-4 with four RBI with the bases loaded this season.

#22 CHRISTIAN VILLANUEVA • INF • R/R @villa_at_3b ✓ chrisvillanueva22 📷

last game: 1-4, 3 so

Series vs. MIA: 1-6, so • Past Stand: 6-26

career vs. STL: 0-8 (.000)

last hr: 5/31 vs. MIA • current streak: 1 g (6/10-)

- Hitting .282 (11-for-39) with RISP with five doubles and two homers.
- Slugging .525 on the road this season (five doubles, six homers and 15 RBI).
- Hitting .339 vs. southpaws this year and .183 vs. righties...his 11 homers vs. lefties are the most of any player in the majors.
- His 10 errors are the most among rookies and tie with SF's Evan Longoria for second-most among all ML third-basemen (behind just BOS's Rafael Devers' 12).
- His 15 homers are tied with ATL's Ozzie Albies for second-most in the National League, behind only WSH's Bryce Harper (19).

CURRENT LEADERS: H: Pirela (71) RBI: Villanueva (35) 2B: Hosmer (19) 3B: Galvis (3)
HR: Villanueva (15) BB: Hosmer (32) SB: Jankowski (10) SO: Villanueva (60)
XBH: Hosmer (28) MULTI-HIT: Hosmer (25) LONGEST ACTIVE HIT STREAK: Pirela (6g)

MISCELLANEOUS

Disabled, Bereavement & Family Medical Leave

PLAYER (INJURY)	PLACED (RETRO)	GAMES MISSED	REIN- STATED
RHP Colin Rea* (right shoulder strain) ... 3/29 (3/26)		66	--
OF Franchy Cordero (left abductor strain) ... 3/29 (3/26)		12	4/11
INF Allen Córdoba (concussion)..... 3/29 (3/26)		66	--
RHP Dinelson Lamet (right elbow strain) 3/29 (3/26)		66	--
LHP Matt Strahm (torn left patellar tendon) 3/29 (3/26)		34	5/7
OF Alex Dickerson (Tommy John surgery)..... 3/29		66	--
OF Wil Myers (right arm nerve irritation) 4/4 (4/3)		15	4/20
RHP Kirby Yates (right ankle tendonitis) 4/9 (4/8)		10	4/19
OF Manuel Margot (bruised ribs) 4/11		9	4/21
OF Hunter Renfroe (right elbow inflammation) ... 4/21 (4/18)		32	5/28
INF Eric Hosmer (family medical leave list) 4/24		2	4/27
OF Wil Myers (strained left oblique) 4/29		38	--
C Austin Hedges (right elbow tendonitis) 5/1		36	--
RHP Phil Maton (right lat strain)..... 5/13		26	--
LHP Joey Lucchesi (right hip strain) 5/15		24	--
OF Franchy Cordero (right forearm strain)..... 5/28		13	--
NOTE: Players bolded are on the 60-Day DL		515	

2018 Instant Replay

Padres Challenges	Opponent Challenges
Successful: 2	Successful: 7
Unsuccessful: 11	Unsuccessful: 5
Success rate: 15%	Success rate: 58%
Umpire Review	All-Time Padres Challenges (since '14)
Upheld: 3	Number of challenges: 184
Overtured: 0	Overtured: 86
Overtured rate: 0%	Success rate: 47%

2018 Transactions

date	player	transaction
6/2	RHP Walker Lockett.....	Optioned to El Paso (AAA)
	RHP Jose Castillo	Recalled from El Paso (AAA)
	LHP Kyle McGrath	Cleared waivers & outrighted to El Paso (AAA)
6/1	RHP Walker Lockett.....	Recalled from El Paso (AAA)
	RHP Kazuhisa Makita	Optioned to El Paso (AAA)
5/29	LHP Tyler Webb.....	Optioned to El Paso (AAA)
	RHP Phil Hughes	Reported to the Major League team
5/27	LHP Kyle McGrath	Designated for assignment
	RHP Phil Hughes	Acquired from MIN for cash and the 74th overall pick in the 2018 Draft (Comp. Round B) in exchange for C Janigson Villalobos
5/21	INF Carlos Asuaje	Optioned to El Paso (AAA)
	LHP Tyler Webb.....	Recalled from El Paso (AAA)
5/19	INF Chase Headley.....	Released
5/15	INF Carlos Asuaje	Recalled from El Paso (AAA)
5/14	OF Franmil Reyes.....	Selected to the Major League roster
	INF Carlos Asuaje	Optioned to El Paso (AAA)
5/13	RHP Kazuhisa Makita	Recalled from El Paso (AAA)
5/12	INF Chase Headley.....	Designated for Assignment
	INF/OF Cory Spangenberg ...	Recalled from El Paso (AAA)
5/7	INF Javy Guerra.....	Returned to El Paso (AAA)
	RHP Kazuhisa Makita	Optioned to El Paso (AAA)
5/4	INF Javy Guerra.....	Recalled from El Paso (AAA)
5/1	C Raffy Lopez	Recalled from El Paso (AAA)
4/29	OF Travis Jankowski.....	Recalled from El Paso (AAA)
4/27	LHP Buddy Baumann	Claimed off waivers by NYM
	INF/OF Cory Spangenberg ...	Optioned to El Paso (AAA)
	INF Eric Hosmer	Reinstated from Family Medical Leave List
4/24	LHP Eric Lauer.....	Selected to the Major League roster
	INF Eric Hosmer	Placed on Family Medical Leave List
4/20	LHP Tyler Webb.....	Optioned to El Paso (AAA)
4/19	RHP Luis Perdomo	Optioned to El Paso (AAA)
4/13	LHP Kyle McGrath	Optioned to El Paso (AAA)
	LHP Tyler Webb.....	Recalled from El Paso (AAA)
4/14	LHP Tyler Webb.....	Claimed off waivers from MIL
4/13	LHP Kyle McGrath	Recalled from El Paso (AAA)
	RHP Colten Brewer.....	Optioned to El Paso (AAA)
4/12	RHP Colten Brewer.....	Recalled from El Paso (AAA)
	LHP Buddy Baumann	Optioned to El Paso (AAA)
4/9	LHP Buddy Baumann	Recalled from El Paso (AAA)
4/4	RHP Phil Maton	Recalled from El Paso (AAA)
4/3	LHP Kyle McGrath	Optioned to El Paso (AAA)
	RHP Tyson Ross.....	Selected to the Major League roster
3/30	C Raffy Lopez	Optioned to El Paso (AAA)
	LHP Joey Lucchesi	Selected to the Major League roster
3/28	C Raffy Lopez	Selected to the Major League roster
	RHP Adam Cimber.....	Selected to the Major League roster
	C A.J. Ellis.....	Selected to the Major League roster
	LHP Buddy Baumann	Optioned to El Paso (AAA)
	OF Travis Jankowski.....	Optioned to El Paso (AAA)
	RHP Colten Brewer.....	Optioned to El Paso (AAA)
	RHP Phil Maton	Optioned to El Paso (AAA)
3/26	RHP Carter Capps	Outrighted to El Paso (AAA)
3/14	C Luis Torrens	Optioned to San Antonio (AA)
3/12	RHP Tom Wilhelmssen	Released from El Paso (AAA)
3/11	LHP José Castillo.....	Optioned to El Paso (AAA)
	Brad Wieck	Optioned to El Paso (AAA)
2/20	C Rocky Gale.....	Designated for assignment
2/19	INF Eric Hosmer	Signed to an eight-year contract
2/16	RHP Rowan Wick	Claimed off waivers from STL

2018 Runs by Inning

	1	2	3	4	5	6	7	8	9	Extra	Total
OPP	45	31	47	33	28	40	26	20	30	6	303
SD	32	24	19	34	34	33	33	17	31	1	258

Starts by Position

C: Ellis (21), Hedges (22), Lopez (24)
 1B: Headley (3), Hosmer (63), Myers (1)
 2B: Asuaje (27), Pirela (36), Spangenberg (4)
 SS: Galvis (67)
 3B: Headley (6), Spangenberg (12), Villanueva (49)
 LF: Cordero (23), Jankowski (8), Pirela (24), Renfroe (5), Spangenberg (5), Szczur (2)
 CF: Cordero (11), Jankowski (8), Margot (46), Szczur (2)
 RF: Cordero (4), Jankowski (12), Myers (9), Pirela (5), Renfroe (15), Reyes (19), Szczur (3)
 P: Erlin (2), Lauer (9), Lockett (1), Lucchesi (9), Lyles (6), Mitchell (7), Perdomo (4), Richard (14), Ross (13), Strahm (2)

Starts by Batting Order

1st: Asuaje (2), Cordero (4), Jankowski (28), Margot (15), Myers (2), Pirela (14), Szczur (2)
 2nd: Asuaje (2), Cordero (2), Galvis (6), Headley (1), Hosmer (38), Myers (6), Pirela (9), Spangenberg (3)
 3rd: Cordero (4), Hosmer (24), Myers (2), Pirela (18), Renfroe (3), Villanueva (16)
 4th: Cordero (16), Hosmer (1), Lopez (1), Pirela (16), Renfroe (12), Villanueva (20), Reyes (1)
 5th: Asuaje (7), Cordero (7), Galvis (2), Headley (6), Lopez (6), Pirela (6), Renfroe (1), Reyes (13), Spangenberg (7), Villanueva (13)
 6th: Asuaje (4), Cordero (2), Galvis (36), Headley (3), Lopez (5), Margot (2), Pirela (2), Renfroe (4), Reyes (4), Spangenberg (4), Szczur (1)
 7th: Asuaje (8), Ellis (11), Galvis (21), Hedges (3), Lopez (5), Margot (6), Reyes (1), Spangenberg (7), Szczur (4), Villanueva (1)
 8th: Asuaje (4), Ellis (10), Galvis (2), Hedges (18), Jankowski (1), Lopez (7), Margot (23), Spangenberg (1)
 9th: Erlin (2), Hedges (1), Lauer (9), Lockett (1), Lucchesi (9), Lyles (6), Margot (2), Mitchell (6), Perdomo (3), Richard (14), Ross (12), Strahm (2)

2018 Home Runs

solo	2r	3r	gs	home	road	total
35	20	6	1	36	24	60

Most Recent: 1 on June 11 @ MIA
 Games with a HR: 39
 Team Multi-HR games: 16 (1,473 all-time)

2018 Ejections

DATE/OPP	PLAYER/COACH	INN.	UMPIRE	CAREER #
May 18 @ PIT	Freddy Galvis	b8	Will Little	1
April 11 @ COL	A.J. Ellis	b3	Brian Gorman	2
April 11 @ COL	Luis Perdomo	b3	Brian Gorman	1
April 9 @ COL	Andy Green	b6	Brian Gorman	6

HIGHS & LOWS

Team Batting

Most At-Bats:	43, at Colorado, April 23
Most Plate Appearances:	49, at Colorado, April 23
Most Runs:	13, at Colorado, April 23
Most Hits:	16, at Colorado, April 23
Most Doubles:	5, at Houston, April 6
Most Triples:	1, done 14 times.
Most Home Runs:	4, at Los Angeles (N.L.), May 26
	4, vs. Atlanta, June 4
Most Extra-Base Hits:	9, vs. Atlanta, June 4
Most Total Bases:	31, vs. Atlanta, June 4
Most Runs Batted In:	12, at Colorado, April 23
	12, vs. New York (N.L.), April 28
Most Stolen Bases:	3, vs. San Francisco, April 15
	3, vs. Washington, May 9
	3, at Pittsburgh, May 19
Most Caught Stealing:	2, done 4 times.
Most Walks:	7, vs. San Francisco, April 15
	7, vs. LAD, April 17 (12 innings)
	7, vs. Miami, May 31
Most Strikeouts:	20, vs. LAD, April 17 (12 innings)
Most Strikeouts (9-inning games):	16, at Colorado, April 25
Most Sac Hits:	1, done 15 times.
Most Sac Flies:	2, vs. St. Louis, May 13
	2, vs. Cincinnati, June 2
Most Hit-By-Pitch:	1, done 15 times.
Most GDP:	3, at San Francisco, May 1
	3, vs. Atlanta, June 5

Individual Batting

Most At-Bats:	6, done 4 times.
Most Plate Appearances:	6, done 8 times.
Most Runs:	4, Christian Villanueva, vs. Colorado, April 3
Most Hits:	4, Wil Myers, at Colorado, April 23
Most Doubles:	2, done 7 times.
Most Triples:	1, done 14 times.
Most Home Runs:	3, Christian Villanueva, vs. Colorado, April 3
Most Extra-Base Hits:	3, Christian Villanueva, vs. Colorado, April 3
Most Total Bases:	12, Christian Villanueva, vs. Colorado, April 3
Most Runs Batted In:	5, Christian Villanueva, vs. Colorado, April 3
	5, Austin Hedges, vs. New York (N.L.), April 28
Most Stolen Bases:	2, Travis Jankowski, at Pittsburgh, May 19
	2, Travis Jankowski, vs. Cincinnati, June 2
Most Caught Stealing:	1, done 20 times.
Most Walks:	4, Eric Hosmer, at Colorado, April 23
Most Strikeouts:	4, done 8 times.
Most Sac Hits:	1, done 15 times.
Most Sac Flies:	1, done 14 times.
Most Hit-By-Pitch:	1, done 15 times.
Most GDP:	1, done 49 times.

Team Pitching

Most Innings Pitched:	13.0, vs. St. Louis, May 12 (13 innings)
Most Hits Allowed:	19, vs. New York (N.L.), April 29
Most Batters Faced:	54, vs. LAD, April 17 (12 innings)
Most Batters Faced (9-inning games):	53, vs. New York (N.L.), April 29
Most Runs Allowed:	14, vs. New York (N.L.), April 29
	14, vs. Atlanta, June 5
Most Earned Runs:	14, vs. New York (N.L.), April 29
	14, vs. Atlanta, June 5
Most Home Runs Allowed:	5, vs. St. Louis, May 11
Most Walks Allowed:	9, at Miami, June 8
Most Strikeouts:	14, at Arizona, April 20
	14, vs. St. Louis, May 12 (13 innings)
Most Hit-By-Pitch:	2, at Pittsburgh, May 18

Individual Pitching

Most Innings Pitched:	8.0, Clayton Richard, vs. Washington, May 8
	8.0, Clayton Richard, vs. St. Louis, May 13
Most Hits Allowed:	11, Jordan Lyles, vs. Atlanta, June 5
Most Batters Faced:	30, Clayton Richard, vs. Washington, May 8
	30, Clayton Richard, vs. Atlanta, June 4
Most Runs Allowed:	9, Luis Perdomo, vs. Los Angeles (N.L.), April 18
Most Earned Runs:	8, Jordan Lyles, vs. Atlanta, June 5
Most Home Runs:	4, Eric Lauer, vs. St. Louis, May 11
Most Walks:	7, Eric Lauer, at Miami, June 8
Most Strikeouts:	10, Tyson Ross, at Arizona, April 20
	10, Clayton Richard, vs. St. Louis, May 13
	10, Jordan Lyles, vs. Colorado, May 15
Most Hit-By-Pitch:	1, done 21 times.

Padres Back-to-Back Home Runs

No.	DATE	FINAL SCORE	BATTERS	OPP. PITCHER
2	Apr 9	SD 7 @ COL 6	Clayton Richard/Carlos Asuaje	Jon Gray
1	Mar 30	MIL 8 @ SD 6	Cory Spangenberg/Austin Hedges	Jhoulys Chacin

Padres Walk-Off Wins

No.	DATE	FINAL SCORE	BATTER/RUNNER	ACTION	RBI	OPP. PITCHER
2	May 30	MIA 2 @ SD 3	Hunter Renfroe	E5	0	Brad Ziegler
1	May 12	STL 1 @ SD 2	Eric Hosmer	double	1	Mike Mayers

Padres Pinch-Hit Home Runs

No.	DATE	FINAL SCORE	BATTER	RBI	OPP. PITCHER
2	June 3	CIN 3 @ SD 6	Hunter Renfroe	4	Luis Castillo
1	May 19	SD 6 @ PIT 2	Cory Spangenberg	1	George Kontos

Padres Grand Slams

No.	DATE	FINAL SCORE	BATTER	OPP. PITCHER
1	June 3	CIN 3 @ SD 6	Hunter Renfroe	Luis Castillo

LAST TIME IT HAPPENED...

BY THE PADRES

	Home Runs
Inside-the-Park	Everth Cabrera, June 8, 2012 @ MIL
Inside-the-Park (at Petco)	Tony Gwynn Jr., July 17, 2010 vs. ARI
From both sides of the plate	Yangervis Solarte, May 27, 2016 @ ARI
Pinch-hit Grand Slam	Hunter Renfroe, June 3, 2018 vs. CIN
Walk-off Grand Slam	Derek Norris, May 29, 2015 vs. PIT
Homer in first ML at-bat	Eddy Rodriguez, August 2, 2012 @ CIN
Homer by a pitcher	Clayton Richard, April 9, 2018 @ COL
2 HR in one inning (ind.)	None
Three HR game	Christian Villanueva (3), April 3, 2018 vs. COL
Four HR game	None
Back-to-back	Richard/Asuaje, April 9, 2018 @ COL (T4)
3 consecutive HR	Gomez/Henderson/Veras, April 1, 1997 vs. NYM
3 HR, 1 inning	Kemp/Solarte/Norris (T5), May 27, 2016 @ ARI
4 HR, 1 inning	Arias/Henderson/Klesko/Trammell (T3), May 17, 2001 @ NYM
5 HR, one inning	None

AGAINST THE PADRES

	Home Runs
Inside-the-Park	JT Riddle, May 29, 2018 vs. MIA (off Makita)
Inside-the-Park (at Petco)	JT Riddle, May 29, 2018 vs. MIA (off Makita)
From both sides of the plate	Yasmani Grandal, April 3, 2017 @ LAD
Pinch-hit Grand Slam	Pat Valaika, Sept. 16, 2017 @ COL
Walk-off Grand Slam	Jeff Mathis, June 30, 2013 @ MIA
Homer in first ML at-bat	Brett Pill, Sept. 6, 2011 vs. SF
Homer by a pitcher	Bartolo Colon, May 7, 2016 vs. NYM
2 HR in one inning (ind.)	Aaron Boone, August 9, 2002 @ CIN (B1)
Three HR game	Andrew McCutchen, July 30, 2017 vs. PIT
Four HR game	None
Back-to-back	Blackmon/LeMahieu, April 2, 2018 vs. COL
4 consecutive HR	Kent/Drew/Martin/Anderson, Sept. 18, 2006 @ LAD
3 HR, 1 inning	Bader/Ozuna/Gyorko (t3), May 11, 2018 @ vs. STL
4 HR, 1 inning	Kent/Drew/Martin/Anderson (B9), Sept. 18, 2006 @ LAD
5 HR, one inning	None

Batting

Hit for the Cycle	Wil Myers, April 10, 2017 @ COL
Five-hit game	Jon Jay, June 6, 2016 vs. SEA
Six-hit game	Adrian González, August 11, 2009 @ MIL
Seven-hit game	None
Two-hits, one inning	Wil Myers (T7), April 24, 2018 @ COL
Six-RBI game	Yangervis Solarte, August 22, 2017 @ STL
Seven-RBI game	Hunter Renfroe, Sept. 27, 2016 vs. LAD
Eight-RBI game	Ken Caminiti, Sept. 19, 1995 vs. COL
Hit into a triple play	Jabari Blash (5-4-3), August 7, 2016 vs. PHI
3 GDP, one game	Yangervis Solarte, Sept. 16, 2015 @ ARI

Hit for the Cycle	Greg Colbrunn, Sept. 18, 2002 vs. ARI
Five-hit game	Nolan Arenado, July 19, 2017 @ COL
Six-hit game	Wally Backman, April 27, 1990 vs. PIT
Seven-hit game	None
Two-hits, one inning	Lorenzo Cain (T8), June 10, 2017 vs. KC
Seven-RBI game	Nolan Arenado, July 19, 2017 @ COL
Eight-RBI game	Matt Holliday, Sept. 20, 2005 @ COL
Nine-RBI game	None
Hit into a triple play	Ruben Tejada (5-4-3), June 10, 2010 (G2) @ NYM
3 GDP, one game	Tommy Pham, August 24, 2017 @ STL

Pitching

No-Hitter	None
Complete Game	Clayton Richard, August 16 vs. PHI
Complete Game Shutout	Clayton Richard, August 16 vs. PHI
One-Hitter (complete game)	Andrew Cashner, April 11, 2014 vs. DET
10+ Innings Pitched	Bruce Hurst, June 15, 1989 vs. CIN (10.0)
10+ Strikeouts	Jordan Lyles, May 16, 2018 vs. COL (10 SO)
15+ Strikeouts	Jake Peavy, April 25, 2007 vs. ARI (16 SO)
Back-to-Back Shutouts (team)	May 11, 2016 @ CHC & May 12 @ MIL (1-0 and 3-0)
Back-to-Back CG Shutouts (ind.)	Bruce Hurst, May 13-18, 1992
2 Consecutive Complete Games	Brian Lawrence, August 20-25, 2004
3 Consecutive Complete Games	Andy Ashby, May 25-June 4, 1998
Team Back-to-Back CG	Peavy @ ARI, Lawrence @ SF, May 26-27, 2005
Team Back-to-Back CG SHO	Sterling Hitchcock, Kevin Brown vs. MIL, Aug. 14-16, 1998

No-Hitter	(combined), May 4, 2018 vs. LAD *in Monterrey, MX
Complete Game	Carlos Martínez, September 4, 2017 vs. STL
Complete Game Shutout	Carlos Martínez, September 4, 2017 vs. STL
10+ Innings Pitched	Darryl Kile, Sept. 20, 1998 vs. COL (10.0)
10+ Strikeouts	Rich Hill, September 27, 2017 @ LAD (10 SO)
15+ Strikeouts	Stephen Strasburg, May 27, 2017 @ WSH (15 SO)
Back-to-Back Shutouts (team)	Sept. 27 @ LAD & Sept. 29 @ SF (10-0 and 8-0)
Back-to-Back CG Shutouts (ind.)	Oil Can Boyd, May 13-23, 1990
2 Consecutive Complete Games	Johnny Cueto (3 CG), April 26-May 23, 2016
3 Consecutive Complete Games	Johnny Cueto, April 26-May 23, 2016
Team Back-to-Back CG	Madison Bumgarner, Johnny Cueto vs. SF, May 17-18, 2016
Team Back-to-Back CG SHO	David Cone, Bob Ojeda @ NYM, Aug. 29-30, 1988

Miscellaneous

Position Player Pitching	Cory Spangenberg, June 6, 2018 vs. ATL
Three-or-more steals, 1 game	Wil Myers (3 steals), August 16, 2017 vs. PHI
Three-or-more steals, 1 inning	Wil Myers (3 steals), August 16, 2017 vs. PHI
Four-or-more steals, 1 game	Everth Cabrera (4 steals), Sept. 30, 2012 vs. SF
Five-or-more steals, 1 game	Damian Jackson (5 steals), June 28, 1999 vs. COL
Steal of home	Cory Spangenberg (T2), August 26, 2017 @ MIA
Suspended Game at Petco Park	May 7, 2017 vs. LAD (rain)

Position Player Pitching	Bryan Petersen, July 20, 2011 @ FL
Three-or-more steals, 1 game	Paul Goldschmidt (3 steals), October 1, 2017 @ ARI
Three-or-more steals, 1 inning	None
Four-or-more steals, 1 game	Dexter Fowler (5 steals), April 27, 2009 @ COL
Steal of home	Kiké Hernández (B6), April 6, 2017 @ LAD

2018 DAY-BY-DAY

G	Date	Opp.	D-N	Result	Rec.	Pos.	WP	LP	SV	Att.
1	3/29	MIL	D	L, 1-2	0-1	T-3	Jeffress (1-0)	Cimber (0-1)	Barnes (1)	*44,659
2	3/30	MIL	N	L, 6-8	0-2	T-3	Drake (1-0)	Hand (0-1)	Knebel (1)	31,513
3	3/31	MIL	N	L, 3-7	0-3	5th	Suter (1-0)	Perdomo (0-1)	None	35,106
4/1 OFF DAY										
4	4/2	COL	N	L, 4-7	0-4	5th	Bettis (1-0)	Mitchell (0-1)	Davis (2)	16,899
5	4/3	COL	N	W, 8-4	1-4	5th	Ross (1-0)	Freeland (0-1)	Hand (1)	19,283
6	4/4	COL	N	L, 2-5	1-5	5th	Gray (1-1)	Richard (0-1)	Davis (3)	19,698
7	4/5	COL	D	L, 1-3	1-6	5th	Ottavino (1-0)	Hand (0-2)	Davis (4)	20,509
8	4/6	@HOU	N	W, 4-1	2-6	5th	Perdomo (1-1)	McCullers Jr. (1-1)	Hand (2)	41,138
9	4/7	@HOU	N	L, 0-1	2-7	5th	Devenski (1-0)	Erlin (0-1)	None	42,306
10	4/8	@HOU	D	L, 1-4	2-8	5th	Morton (2-0)	Ross (1-1)	Peacock (1)	37,093
11	4/9	@COL	N	W, 7-6	3-8	5th	Richard (1-1)	Gray (1-2)	Hand (3)	20,291
12	4/10	@COL	N	W, 5-2	4-8	5th	Luchhesi (1-0)	Shaw (1-1)	Hand (4)	22,446
13	4/11	@COL	D	L, 4-6	4-9	5th	Senzatela (1-1)	Baumann (0-1)	None	21,248
14	4/12	SF	N	L, 0-7	4-10	5th	Stratton (1-1)	Mitchell (0-2)	None	22,288
15	4/13	SF	N	W, 5-1	5-10	5th	Ross (2-1)	Blach (1-2)	Hand (5)	31,675
16	4/14	SF	N	W, 5-4	6-10	4th	Cimber (1-1)	Gearrin (0-1)	Hand (6)	*41,117
17	4/15	SF	D	W, 10-1	7-10	3rd	Lucchesi (2-0)	Bedde (0-1)	None	34,316
18	4/16	LAD	N	L, 3-10	7-11	5th	Ryu (2-0)	Erlin (0-2)	None	23,082
19	4/17	LAD	N	L, 3-7	7-12	5th	Alexander (1-0)	Webb (0-1)	None	22,959
20	4/18	LAD	N	L, 4-13	7-13	5th	Maeda (2-1)	Perdomo (1-2)	None	23,748
4/19 OFF DAY										
21	4/20	@ARI	N	W, 4-1	8-13	5th	Hand (1-2)	Boxberger (0-2)	None	24,902
22	4/21	@ARI	N	L, 2-6	8-14	5th	Godley (3-1)	Richard (1-2)	None	38,820
23	4/22	@ARI	D	L, 2-4	8-15	5th	Corbin (4-0)	Lucchesi (2-1)	Bradley (2)	31,061
24	4/23	@COL	N	W, 13-5	9-15	5th	Erlin (1-2)	McGee (0-1)	None	24,419
25	4/24	@COL	N	L, 0-8	9-16	5th	Freeland (1-3)	Lauer (0-1)	None	23,727
26	4/25	@COL	D	L, 2-5	9-17	5th	Gray (2-4)	Ross (2-2)	None	32,989
4/26 OFF DAY										
27	4/27	NYM	N	L, 1-5	9-18	5th	deGrom (3-0)	Richard (1-3)	None	29,977
28	4/28	NYM	N	W, 12-2	10-18	5th	Lucchesi (3-1)	Vargas (0-1)	None	*42,778
29	4/29	NYM	D	L, 2-14	10-19	5th	Wheeler (2-1)	Mitchell (0-3)	None	34,639
30	4/30	@SF	N	L, 5-6	10-20	5th	Johnson (1-1)	Hand (1-3)	None	35,470
31	5/1	@SF	N	W, 3-2	11-20	5th	Yates (1-0)	Strickland (2-1)	Hand (7)	36,735
32	5/2	@SF	D	L, 4-9	11-21	5th	Holland (1-3)	Richard (1-4)	None	36,475
5/3 OFF DAY										
33	5/4	LAD	N	L, 0-4	11-22	5th	Buehler (2-0)	Lucchesi (3-2)	None	21,536
34	5/5	LAD	N	W, 7-4	12-22	5th	Yates (2-0)	Fields (2-1)	Hand (8)	*21,791
35	5/6	LAD	D	W, 3-0	13-22	5th	Lauer (1-1)	Cingrani (0-2)	Hand (9)	21,789
36	5/7	WSH	N	L, 8-5	13-23	5th	Strasburg (4-3)	Ross (2-3)	None	17,296
37	5/8	WSH	N	L, 0-4	13-24	5th	Hellickson (1-0)	Richard (1-5)	None	18,898
38	5/9	WSH	N	W, 2-1	14-24	5th	Stammen (1-0)	Gott (0-2)	Hand (10)	18,804
39	5/10	STL	N	L, 1-2	14-25	5th	Mikolas (5-0)	Lyles (0-1)	Norris (8)	20,515
40	5/11	STL	N	L, 9-5	14-26	5th	Weaver (3-2)	Lauer (1-2)	None	28,207
41	5/12	STL	N	W, 2-1	15-26	5th	Cimber (2-1)	Brebbia (0-1)	None	32,715
42	5/13	STL	D	W, 5-3	16-26	5th	Richard (2-5)	Wainwright (1-3)	Hand (11)	28,183
43	5/14	COL	N	L, 4-6	16-27	5th	Anderson (3-1)	Makita (0-1)	Davis (15)	17,245
44	5/15	COL	D	W, 4-0	17-27	4th	Lyles (1-1)	Marquez (2-5)	Hand (12)	19,598
5/16 OFF DAY										
45	5/17	@PIT	N	L, 4-5	17-28	5th	Santana (2-0)	Strahm (0-1)	Vazquez (9)	11,404
46	5/18	@PIT	N	W, 3-2	18-28	5th	Ross (3-3)	Nova (2-4)	Hand (13)	18,920
47	5/19	@PIT	N	W, 6-2	19-28	5th	Richard (3-5)	Kingham (2-1)	None	20,578
48	5/20	@PIT	D	W, 8-5	20-28	5th	Yates (3-0)	Vazquez (2-1)	Hand (14)	17,783
49	5/21	@WSH	N	L, 2-10	20-29	5th	Gonzalez (5-2)	Erlin (1-3)	None	27,890
50	5/22	@WSH	N	L, 1-2	20-30	5th	Doolittle (2-2)	Strahm (0-2)	None	25,700
51	5/23	@WSH	D	W, 3-1	21-30	5th	Ross (4-3)	Fredde (0-1)	Hand (15)	31,076
5/24 OFF DAY										
52	5/25	@LAD	N	L, 1-4	21-31	5th	Stripling (2-1)	Richard (3-6)	Jansen (11)	44,612
53	5/26	@LAD	N	W, 7-5	22-31	5th	Strammen (2-0)	Hudson (1-1)	Hand (16)	43,920
54	5/27	@LAD	D	L, 1-6	22-32	5th	Buehler (3-1)	Cimber (2-2)	None	46,650
55	5/28	MIA	D	L, 2-7	22-33	5th	Smith (4-5)	Lauer (1-3)	None	27,932
56	5/29	MIA	N	W, 9-5	23-33	5th	Stammen (3-0)	Straily (2-1)	None	16,321
57	5/30	MIA	N	W, 3-2	24-33	5th	Strahm (1-2)	Ziegler (0-5)	None	15,733
58	5/31	MIA	N	W, 8-3	25-33	5th	Lyles (2-1)	Chen (1-3)	Hand (17)	17,373
59	6/1	CIN	N	L, 2-7	25-34	5th	Mahle (4-6)	Lockett (0-1)	Lorenzen (1)	25,729
60	6/2	CIN	N	W, 8-2	26-34	5th	Lauer (2-3)	Harvey (1-4)	None	31,710
61	6/3	CIN	D	W, 6-3	27-34	5th	Ross (5-3)	Castillo (4-6)	Yates (1)	25,377
62	6/4	ATL	N	W, 11-4	28-34	5th	Richard (4-6)	Teheran (4-4)	None	19,419
63	6/5	ATL	N	L, 1-14	28-35	5th	Newcomb (7-1)	Lyles (2-2)	Jackson (1)	21,049
64	6/6	ATL	D	W, 3-1	29-35	5th	Castillo (1-0)	Foltynewicz (5-4)	Hand (18)	20,898
6/7 OFF DAY										
65	6/8	@MIA	N	L, 0-4	29-36	5th	Smith (5-6)	Lauer (2-4)	None	10,654
66	6/9	@MIA	D	W, 5-4	30-36	5th	Stammen (4-0)	Rucinski (1-1)	Yates (2)	12,089
67	6/10	@MIA	D	W, 3-1	31-36	5th	Richard (5-6)	Urena (1-8)	Hand (19)	12,984
68	6/11	@STL	N							
69	6/12	@STL	N							
70	6/13	@STL	N							
71	6/14	@ATL	N							
72	6/15	@ATL	N							
73	6/16	@ATL	D							
74	6/17	@ATL	D							
6/18 OFF DAY										
75	6/19	OAK	N							
76	6/20	OAK	D							homestand 6
77	6/21	@SF	N							
78	6/22	@SF	N							
79	6/23	@SF	D							
80	6/24	@SF	D							
81	6/25	@TEX	N							
82	6/26	@TEX	N							
83	6/27	@TEX	D							
6/28 OFF DAY										

G	Date	Opp.	D-N	Result	Rec.	Pos.	WP	LP	SV	Att.
84	6/29	PIT	N							
85	6/30	PIT	N							
86	7/1	PIT	D							homestand 7
7/2 OFF DAY										
87	7/3	@OAK	N							
88	7/4	@OAK	D							
89	7/5	@ARI	N							
90	7/6	@ARI	N							
91	7/7	@ARI	N							
92	7/8	@ARI	D							
93	7/9	LAD	N							
94	7/10	LAD	N							
95	7/11	LAD	N							
96	7/12	LAD	N							
97	7/13	CHC	N							
98	7/14	CHC	N							
99	7/15	CHC	D							homestand 8
7/16 HOME RUN DERBY (NATIONALS PARK, WASHINGTON, D.C.)										
7/17 2018 ALL-STAR GAME (NATIONALS PARK, WASHINGTON, D.C.)										
7/18 ALL-STAR BREAK										
7/19 ALL-STAR BREAK										
100	7/20	@PHI	N							
101	7/21	@PHI	N							
102	7/22	@PHI	N							
103	7/23	@NYM	N							
104	7/24	@NYM	N							
105	7/25	@NYM	D							
7/26 OFF DAY										
106	7/27	ARI	N							
107	7/28	ARI	N							
108	7/29	ARI	D							
109	7/30	SF	N							
110	7/31	SF	D							homestand 9
8/1 OFF DAY										
111	8/2	@CHC	N							
112	8/3	@CHC	D							
113	8/4	@CHC	D							
114	8/5	@CHC	D							
8/6 OFF DAY										
115	8/7	@MIL	N							
116	8/8	@MIL	N							
117	8/9	@MIL	D							
118	8/10	PHI	N							
119	8/11	PHI	N							
120	8/12	PHI	D							
121	8/13	LAA	N							
122	8/14	LAA	N							
123	8/15	LAA	N							
124	8/16	ARI	N							
125	8/17	ARI	N							
126	8/18	ARI	N							
127	8/19	ARI	D							homestand 10
8/20 OFF DAY										
128	8/21	@COL	N							
129	8/22	@COL	N							
130	8/23	@COL	D							
131	8/24	@LAD	N							
132	8/25	@LAD	N							
133	8/26	@LAD	D							
8/27 OFF DAY										
134	8/28	SEA	N							
135	8/29	SEA	D							
136	8/30	COL	N							
137	8/31	COL	N							
138	9/1	COL	N							
139	9/2	COL	D							homestand 11
140	9/3	@ARI	D							
141	9/4	@ARI	N							
9/5 OFF DAY										
142	9/6	@CIN	N							
143	9/7	@CIN	N							
144	9/8	@CIN	D							
145	9/9	@CIN	D							
9/10 OFF DAY										
146	9/11	@SEA	N							
147	9/12	@SEA	D							
9/13 OFF DAY										
148	9									

SD batting vs. STL pitching

vs. John Brebbia

Career	BA	OBP	SLG	AB	H	2B	3B	HR	BB	K	RBI
Carlos Asuaje	.000	.000	.000	1	0	0	0	0	0	0	0
Franchy Cordero	.500	.500	1.500	2	1	0	1	0	0	1	1
A.J. Ellis	-	1.000	-	0	0	0	0	0	1	0	0
Freddy Galvis	.000	.000	.000	1	0	0	0	0	0	0	0
Austin Hedges	.000	.000	.000	1	0	0	0	0	0	0	0
Travis Jankowski	1.000	1.000	1.000	1	1	0	0	0	1	0	0
Raffy Lopez	.000	.000	.000	1	0	0	0	0	0	1	0
Manuel Margot	.000	.000	.000	1	0	0	0	0	0	0	0
Bryan Mitchell	.000	.000	.000	1	0	0	0	0	0	1	0
Wil Myers	.000	.000	.000	2	0	0	0	0	0	0	0
Jose Pirela	.333	.333	.667	3	1	1	0	0	0	1	1
Cory Spangenberg	.500	.500	2.000	2	1	0	0	1	0	1	1
Christian Villanueva	.000	.000	.000	1	0	0	0	0	0	0	0

vs. Brett Cecil

Career	BA	OBP	SLG	AB	H	2B	3B	HR	BB	K	RBI
Franchy Cordero	.000	.000	.000	1	0	0	0	0	0	1	0
Alex Dickerson	1.000	1.000	1.000	1	1	0	0	0	0	0	0
A.J. Ellis	.000	.000	.000	1	0	0	0	0	0	0	0
Freddy Galvis	.333	.333	.667	3	1	1	0	0	0	1	0
Chase Headley	.300	.364	.300	10	3	0	0	0	1	2	1
Eric Hosmer	.231	.231	.462	13	3	0	0	1	0	2	2
Raffy Lopez	.000	.000	.000	1	0	0	0	0	0	1	0
Wil Myers	.333	.333	.333	3	1	0	0	0	0	0	0
Jose Pirela	.500	.500	1.000	2	1	1	0	0	0	1	0
Cory Spangenberg	.000	.000	.000	2	0	0	0	0	0	1	0
Matt Szczur	.000	.000	.000	3	0	0	0	0	0	2	0

vs. Jack Flaherty (game one starter)

Career	BA	OBP	SLG	AB	H	2B	3B	HR	BB	K	RBI
Carlos Asuaje	.500	.667	.500	2	1	0	0	0	1	0	0
Dinelson Lamet	.500	.500	.500	2	1	0	0	0	0	1	0
Wil Myers	.000	.333	.000	2	0	0	0	0	1	1	0
Jose Pirela	.000	.333	.000	2	0	0	0	0	1	1	0
Matt Szczur	.000	.000	.000	2	0	0	0	0	0	0	0

vs. Jordan Hicks

Career	BA	OBP	SLG	AB	H	2B	3B	HR	BB	K	RBI
Freddy Galvis	.000	.000	.000	2	0	0	0	0	0	0	0
Raffy Lopez	.000	.000	.000	1	0	0	0	0	0	0	0
Christian Villanueva	.000	.000	.000	1	0	0	0	0	0	1	0

vs. Greg Holland

Career	BA	OBP	SLG	AB	H	2B	3B	HR	BB	K	RBI
Carlos Asuaje	.000	.000	.000	2	0	0	0	0	0	2	0
Allen Cordoba	.500	.500	.500	2	1	0	0	0	0	0	0
A.J. Ellis	.000	.000	.000	1	0	0	0	0	0	1	0
Freddy Galvis	.000	.000	.000	1	0	0	0	0	0	0	0
Chase Headley	1.000	1.000	1.000	1	1	0	0	0	1	0	0
Austin Hedges	.000	.000	.000	2	0	0	0	0	0	1	0
Eric Hosmer	.333	.333	1.333	3	1	0	0	1	0	0	3
Travis Jankowski	-	1.000	-	0	0	0	0	0	2	0	0
Manuel Margot	.333	.333	.333	3	1	0	0	0	0	0	0
Wil Myers	.250	.250	.250	4	1	0	0	0	0	2	0
Jose Pirela	.500	.500	1.000	2	1	1	0	0	0	1	0
Hunter Renfro	.000	.000	.000	1	0	0	0	0	0	1	0
Cory Spangenberg	.000	.000	.000	2	0	0	0	0	0	2	0
Matt Szczur	.000	.200	.000	4	0	0	0	0	1	1	0
Christian Villanueva	.000	.000	.000	1	0	0	0	0	0	0	0

vs. Carlos Martinez

Career	BA	OBP	SLG	AB	H	2B	3B	HR	BB	K	RBI
Carlos Asuaje	.500	.600	.500	4	2	0	0	0	1	1	0
Allen Cordoba	.000	.000	.000	1	0	0	0	0	0	0	0
Alex Dickerson	.000	.000	.000	3	0	0	0	0	0	0	0
A.J. Ellis	.222	.364	.556	9	2	0	0	1	2	3	3
Freddy Galvis	.333	.333	.667	9	3	0	0	1	0	1	1
Chase Headley	.500	.750	1.000	2	1	1	0	0	2	0	1
Austin Hedges	.000	.000	.000	2	0	0	0	0	0	1	0
Eric Hosmer	.125	.125	.500	8	1	0	0	1	0	0	1
Travis Jankowski	.333	.333	.500	6	2	1	0	0	0	0	1
Raffy Lopez	.000	.000	.000	1	0	0	0	0	0	0	0
Manuel Margot	.500	.625	.667	6	3	1	0	0	2	1	0
Wil Myers	.333	.429	.333	6	2	0	0	0	0	2	0
Luis Perdomo	.000	.000	.000	4	0	0	0	0	0	2	0
Jose Pirela	.200	.429	.200	5	1	0	0	0	2	1	0
Colin Rea	.000	.000	.000	2	0	0	0	0	0	2	0
Cory Spangenberg	.200	.200	.300	10	2	1	0	0	0	2	0
Matt Szczur	.200	.200	.200	5	1	0	0	0	0	0	1

vs. Mike Mayers

Career	BA	OBP	SLG	AB	H	2B	3B	HR	BB	K	RBI
Eric Hosmer	1.000	1.000	2.000	1	1	1	0	0	0	0	1

vs. Miles Mikolas (game two starter)

Career	BA	OBP	SLG	AB	H	2B	3B	HR	BB	K	RBI
Franchy Cordero	1.000	1.000	1.000	3	3	0	0	0	0	0	0
A.J. Ellis	.000	.000	.000	2	0	0	0	0	0	1	1
Freddy Galvis	.000	.000	.000	2	0	0	0	0	0	0	0
Chase Headley	.000	.000	.000	3	0	0	0	0	0	1	0
Eric Hosmer	.000	.000	.000	3	0	0	0	0	0	1	0
Travis Jankowski	.000	.000	.000	3	0	0	0	0	0	0	0
Raffy Lopez	.333	.333	1.333	3	1	0	0	1	0	0	1
Jordan Lyles	.000	.000	.000	1	0	0	0	0	0	1	0
Manuel Margot	.000	.000	.000	2	0	0	0	0	0	0	0
Jose Pirela	.333	.333	.333	3	1	0	0	0	0	1	0
Craig Stammen	-	-	-	0	0	0	0	0	0	0	0
Matt Szczur	-	1.000	-	0	0	0	0	0	0	1	0

vs. Bud Norris

Career	BA	OBP	SLG	AB	H	2B	3B	HR	BB	K	RBI
Franchy Cordero	.000	.500	.000	1	0	0	0	0	1	0	0
A.J. Ellis	.000	.444	.000	5	0	0	0	0	4	1	0
Freddy Galvis	.000	.000	.000	4	0	0	0	0	0	2	0
Chase Headley	.393	.469	.643	28	11	1	0	2	4	9	4
Eric Hosmer	.250	.250	.250	8	2	0	0	0	0	1	2
Raffy Lopez	.000	.000	.000	1	0	0	0	0	0	1	0
Wil Myers	.111	.200	.111	9	1	0	0	0	1	1	0
Jose Pirela	.500	.500	.500	2	1	0	0	0	0	1	0
Cory Spangenberg	.000	.000	.000	1	0	0	0	0	0	1	0

vs. Sam Tuivailala

Career	BA	OBP	SLG	AB	H	2B	3B	HR	BB	K	RBI
Carlos Asuaje	1.000	1.000	1.000	1	1	0	0	0	0	0	0
A.J. Ellis	1.000	1.000	1.000	1	1	0	0	0	0	0	0
Freddy Galvis	.000	.000	.000	1	0	0	0	0	0	0	0
Austin Hedges	.000	.000	.000	1	0	0	0	0	0	0	0
Travis Jankowski	1.000	1.000	1.000	1	1	0	0	0	0	0	0
Raffy Lopez	.000	.000	.000	1	0	0	0	0	0	0	0
Manuel Margot	.500	.500	.500	2	1	0	0	0	0	1	0
Matt Szczur	.000	.000	.000	1	0	0	0	0	0	1	0

vs. Michael Wacha

Career	BA	OBP	SLG	AB	H	2B	3B	HR	BB	K	RBI
Carlos Asuaje	.500	.667	.500	2	1	0	0	0	1	1	0
Franchy Cordero	.000	.333	.000	2	0	0	0	0	1	2	0
A.J. Ellis	.286	.286	.571	7	2	2	0	0	0	0	0
Freddy Galvis	.143	.200	.143	14	2	0	0	0	1	1	0
Chase Headley	.667	.667	1.000	3	2	1	0	0	0	1	0
Austin Hedges	.000	.167	.000	5	0	0	0	0	1	1	0
Eric Hosmer	.235	.278	.294	17	4	1	0	0	1	2	1
Travis Jankowski	.333	.333	.333	3	1	0	0	0	0	0	0
Raffy Lopez	.500	.500	.500	2	1	0	0	0	0	0	0
Manuel Margot	.200	.200	.200	5	1	0	0	0	0	1	0
Wil Myers	.333	.333	.333	6	2	0	0	0	0	2	1
Jose Pirela	.200	.333	.200	5	1	0	0	0	1	1	0
Colin Rea	.000	.000	.000	1	0	0	0	0	0	0	0
Clayton Richard	.000	.000	.000	1	0	0	0	0	0	0	0
Tyson Ross	.000	.000	.000	2	0	0	0	0	0	0	0
Cory Spangenberg	.000	.167	.000	5	0	0	0	0	1	1	0
Matt Szczur	.400	.400	.400	5	2	0	0	0	0	1	0
Christian Villanueva	.000	.000	.000	2	0	0	0	0	0	2	0

vs. Luke Weaver (game three starter)

Career	BA	OBP	SLG	AB	H	2B	3B	HR	BB	K	RBI
Carlos Asuaje	.000	.000	.000	3	0	0	0	0	0	2	0
Franchy Cordero	.000	.000	.000	2	0	0	0	0	0	1	0
A.J. Ellis	.000	.500	.000	1	0	0	0	0	1	0	0
Freddy Galvis	.250	.250	.250	4	1	0	0	0	0	1	0
Austin Hedges	.000	.000	.000	3	0	0	0	0	0	2	0

SD pitching vs. STL batting

vs. Adam Cimber

Career	BA	OBP	SLG	AB	H	2B	3B	HR	BB	K	RBI
Paul DeJong	1.000	1.000	1.000	1	1	0	0	0	0	0	0
Dexter Fowler	.000	.000	.000	2	0	0	0	0	0	0	0
Jedd Gyorko	.000	.000	.000	1	0	0	0	0	0	1	0
Marcell Ozuna	.000	.000	.000	1	0	0	0	0	0	1	0
Francisco Pena	.000	.000	.000	1	0	0	0	0	0	0	0
Kolten Wong	.000	.000	.000	1	0	0	0	0	0	1	0

vs. Robbie Erlin

Career	BA	OBP	SLG	AB	H	2B	3B	HR	BB	K	RBI
Matt Carpenter	.000	.000	.000	1	0	0	0	0	0	0	0
Carson Kelly	.000	.000	.000	1	0	0	0	0	0	1	0
Jose Martinez	.000	.000	.000	1	0	0	0	0	0	0	0
Miles Mikolas	.000	.000	.000	1	0	0	0	0	0	1	0
Tommy Pham	.000	.000	.000	1	0	0	0	0	0	0	0
Kolten Wong	.000	.000	.000	1	0	0	0	0	0	0	0

vs. Brad Hand

Career	BA	OBP	SLG	AB	H	2B	3B	HR	BB	K	RBI
Harrison Bader	.500	.500	2.000	2	1	0	0	1	0	1	1
Matt Carpenter	.286	.286	.286	7	2	0	0	0	0	1	2
Paul DeJong	.000	.500	.000	1	0	0	0	0	0	0	0
Dexter Fowler	.333	.333	.333	6	2	0	0	0	0	2	0
Greg Garcia	.000	.000	.000	1	0	0	0	0	0	0	0
Jedd Gyorko	.000	.400	.000	3	0	0	0	0	1	0	0
Carson Kelly	.333	.333	.333	3	1	0	0	0	0	1	0
Jose Martinez	-	1.000	-	0	0	0	0	0	2	0	0
Yadier Molina	.250	.250	.250	4	1	0	0	0	0	0	0
Marcell Ozuna	.000	.125	.000	7	0	0	0	0	1	3	0
Francisco Pena	.500	.500	.500	2	1	0	0	0	0	1	0
Tommy Pham	.000	.000	.000	1	0	0	0	0	0	0	0
Luke Voit	.000	.000	.000	1	0	0	0	0	0	1	0
Kolten Wong	.167	.167	.167	6	1	0	0	0	0	2	1

vs. Phil Hughes

Career	BA	OBP	SLG	AB	H	2B	3B	HR	BB	K	RBI
Matt Carpenter	.000	.000	.000	1	0	0	0	0	0	0	0
Paul DeJong	.000	.000	.000	2	0	0	0	0	0	0	0
Dexter Fowler	.167	.167	.500	6	1	0	1	0	0	1	0
Jedd Gyorko	.000	.000	.000	6	0	0	0	0	0	3	0
Jose Martinez	.000	.000	.000	2	0	0	0	0	0	1	0
Marcell Ozuna	.500	.500	.500	2	1	0	0	0	0	0	1
Tommy Pham	1.000	1.000	4.000	1	1	0	0	1	0	0	1

vs. Eric Lauer (game three starter)

Career	BA	OBP	SLG	AB	H	2B	3B	HR	BB	K	RBI
Harrison Bader	.500	.500	2.000	2	1	0	0	1	0	0	1
Paul DeJong	1.000	1.000	4.000	1	1	0	0	1	0	0	3
Jedd Gyorko	1.000	1.000	2.500	2	2	0	0	1	0	0	1
Carson Kelly	.000	.000	.000	1	0	0	0	0	0	0	0
Jose Martinez	.000	.000	.000	2	0	0	0	0	0	0	0
Marcell Ozuna	1.000	1.000	2.500	2	2	0	0	1	0	0	1
Tommy Pham	.500	.500	.500	2	1	0	0	0	0	0	0
Luke Weaver	-	-	-	0	0	0	0	0	0	0	0
Kolten Wong	-	1.000	-	0	0	0	0	0	1	0	0

vs. Jordan Lyles (game one starter)

Career	BA	OBP	SLG	AB	H	2B	3B	HR	BB	K	RBI
Harrison Bader	.500	.500	.500	2	1	0	0	0	0	1	0
Matt Carpenter	.125	.300	.125	8	1	0	0	0	2	3	0
Paul DeJong	.333	.333	.333	3	1	0	0	0	0	0	0
Dexter Fowler	.429	.667	.857	7	3	0	0	1	5	0	2
Greg Garcia	.000	.000	.000	1	0	0	0	0	0	1	0
Jedd Gyorko	.167	.375	.167	6	1	0	0	0	2	1	0
Carson Kelly	.000	.000	.000	3	0	0	0	0	0	1	0
Carlos Martinez	.000	.000	.000	1	0	0	0	0	0	0	0
Jose Martinez	.000	.000	.000	1	0	0	0	0	0	0	1
Miles Mikolas	.000	.000	.000	2	0	0	0	0	0	2	0
Yadier Molina	.429	.429	.571	7	3	1	0	0	0	2	2
Marcell Ozuna	.571	.625	.571	7	4	0	0	0	1	1	0
Tommy Pham	.600	.600	1.200	5	3	0	0	1	0	1	1
Kolten Wong	.000	.143	.000	6	0	0	0	0	1	3	0

vs. Phil Maton

Career	BA	OBP	SLG	AB	H	2B	3B	HR	BB	K	RBI
Matt Carpenter	-	1.000	-	0	0	0	0	0	1	0	0
Paul DeJong	.000	.000	.000	3	0	0	0	0	0	1	0
Dexter Fowler	.500	.500	.500	2	1	0	0	0	0	0	0
Greg Garcia	.667	.667	.667	3	2	0	0	0	0	1	0
Jedd Gyorko	1.000	1.000	1.000	1	1	0	0	0	0	0	0
Carson Kelly	.000	.000	.000	1	0	0	0	0	0	0	0
Jose Martinez	1.000	1.000	1.000	2	2	0	0	0	0	0	0
Marcell Ozuna	.000	.000	.000	2	0	0	0	0	0	1	0
Francisco Pena	.000	.000	.000	1	0	0	0	0	0	1	0
Tommy Pham	.000	.333	.000	2	0	0	0	0	1	1	0
Kolten Wong	.000	.000	.000	2	0	0	0	0	0	1	0

vs. Bryan Mitchell

Career	BA	OBP	SLG	AB	H	2B	3B	HR	BB	K	RBI
Harrison Bader	.000	.000	.000	3	0	0	0	0	0	1	0
Paul DeJong	.333	.333	.333	3	1	0	0	0	0	0	1
Dexter Fowler	.000	.000	.000	2	0	0	0	0	0	0	0
Greg Garcia	.667	.667	.667	3	2	0	0	0	0	1	0
Jedd Gyorko	.500	.667	.500	2	1	0	0	0	1	0	0
Carson Kelly	.000	.000	.000	3	0	0	0	0	0	0	0
Jose Martinez	.000	.500	.000	1	0	0	0	0	1	0	0
Marcell Ozuna	.000	.333	.000	2	0	0	0	0	1	0	0
Tommy Pham	.667	.667	1.667	3	2	0	0	1	0	0	2
Luke Weaver	-	-	-	0	0	0	0	0	0	0	0
Kolten Wong	.000	.333	.000	2	0	0	0	0	1	1	0

vs. Craig Stammen

Career	BA	OBP	SLG	AB	H	2B	3B	HR	BB	K	RBI
Matt Carpenter	.333	.333	.333	3	1	0	0	0	0	1	0
Paul DeJong	1.000	1.000	1.000	1	1	0	0	0	0	0	0
Dexter Fowler	.200	.333	.200	10	2	0	0	0	2	3	0
Greg Garcia	.333	.333	.333	3	1	0	0	0	0	1	0
Jedd Gyorko	.500	.500	.500	2	1	0	0	0	0	0	0
Carson Kelly	.000	.000	.000	1	0	0	0	0	0	1	0
Jose Martinez	1.000	1.000	1.000	1	1	0	0	0	0	0	0
Yadier Molina	.125	.222	.125	8	1	0	0	0	0	2	1
Bud Norris	.000	.000	.000	2	0	0	0	0	0	1	0
Marcell Ozuna	.500	.667	.750	4	2	1	0	0	2	0	1
Francisco Pena	1.000	1.000	1.000	1	1	0	0	0	0	0	0
Tommy Pham	.000	.000	.000	3	0	0	0	0	0	0	0
Kolten Wong	1.000	1.000	1.000	1	1	0	0	0	0	0	0

vs. Matt Strahm

Career	BA	OBP	SLG	AB	H	2B	3B	HR	BB	K	RBI
Paul DeJong	.000	.000	.000	1	0	0	0	0	0	0	0
Jedd Gyorko	-	1.000	-	0	0	0	0	0	1	0	0
Carson Kelly	.000	.000	.000	1	0	0	0	0	0	1	0
Marcell Ozuna	.000	.000	.000	1	0	0	0	0	0	1	0
Kolten Wong	.000	.000	.000	1	0	0	0	0	0	0	0

vs. Kirby Yates

Career	BA	OBP	SLG	AB	H	2B	3B	HR	BB	K	RBI
Harrison Bader	.000	.000	.000	1	0	0	0	0	0	0	1
Matt Carpenter	-	1.000	-	0	0	0	0	0	1	0	0
Paul DeJong	.500	.500	.500	4	2	0	0	0	0	1	0
Dexter Fowler	.000	.167	.000	5	0	0	0	0	1	2	0
Jedd Gyorko	.500	.667	.500	2	1	0	0	0	1	1	1
Jose Martinez	.000	.000	.000	3	0	0	0	0	0	1	0
Yadier Molina	.000	.000	.000	2	0	0	0	0	0	1	0
Marcell Ozuna	.667	.667	1.667	3	2	0	0	1	0	0	3
Francisco Pena	.000	.000	.000	1	0	0	0	0	0	1	0
Tommy Pham	-	1.000	-	0	0	0	0	0	1	0	0
Kolten Wong	.500	.500	.500	2	1	0	0	0	0	0	0