










Minnesota Twins Minor League Report Wednesday, August 29, 2018

Team	Level	Record	Yesterday's Scores	Streak/Last 10
 Rochester Red Wings	Triple-A	61-73; 19.0 GB 5th in International League North	G1: W, 5-4 vs. Buffalo G2: W, 6-4 vs. Buffalo	W2, 4-6
 Chattanooga Lookouts	Double-A	27-36; 10.0 GB 5th in Southern League North	L, 2-9 vs. Jacksonville	L1, 6-4
 Fort Myers Miracle	High-A	37-27; 0.5 GB 2nd in Fla. State League South	W, 2-1 vs. Bradenton	W2, 4-6
 C. Rapids Kernels	Low-A	41-23; +3.5 GB 1st in Midwest League Eastern	No Game	W4, 8-2
 Elizabethton Twins	Rookie	39-26; +7.0 G 1st in App. League West	W, 8-5 vs. Pulaski	W5, 6-4
 GCL Twins	Rookie	32-24; 1.5 GB 3rd in GCL South	No Playoffs – Season has ended	W2, 7-3
 DSL Twins	DSL	50-22; 1.0 GB 2nd in DSL South	No Playoffs- Season Has ended	W1, 7-3

Rochester Red Wings (60-73) 5, Buffalo Bisons (61-70) 4
August 28, 2018

	1	2	3	4	5	6	7	R	H	E
Buffalo	1	0	1	2	0	0	0	4	8	1
Rochester	0	0	4	0	0	1	x	5	11	1

Buffalo	AB	R	H	RBI	BB	SO	LOB	AVG	Rochester	AB	R	H	RBI	BB	SO	LOB	AVG
Pompey, RF	3	2	2	2	1	1	1	.278	Buxton, CF	4	1	3	1	0	0	1	.273
Smith, D, LF	3	0	2	0	0	0	1	.276	Gordon, SS	4	1	1	0	0	1	3	.206
Guerrero, DH	3	0	1	1	0	0	2	.348	Petit, G, 3B	3	1	2	2	0	0	1	.276
1-Fields, PR-DH	0	0	0	0	0	0	0	.237	Vargas, 1B	3	0	0	0	0	2	4	.232
Tellez, 1B	3	0	0	1	0	1	4	.272	Wade, LF	3	0	2	1	0	0	1	.235
2-Guillotte, PR	0	0	0	0	0	0	0	.125	Wiel, DH	2	0	0	1	0	1	2	.107
Alford, CF	4	0	0	0	0	1	6	.231	Kemmer, RF	3	0	0	0	0	0	2	.220
Urena, R, 3B	3	0	0	0	1	0	1	.204	Graterol, C	3	1	2	0	0	0	1	.304
McGuire, R, C	4	0	0	0	0	1	3	.239	Perez, 2B	3	1	1	0	0	0	2	.259
Sweeney, 2B	3	1	2	0	0	1	0	.245	Littell, P	0	0	0	0	0	0	0	.000
Heidt, SS	3	1	1	0	0	2	1	.288	Vasquez, P	0	0	0	0	0	0	0	.000
Waguespack, P	0	0	0	0	0	0	0	.000	Totals	28	5	11	5	0	4	17	.227
Totals	29	4	8	4	2	7	19	.251									

1-Ran for Guerrero in the 7th. 2-Ran for Tellez in the 7th.

BATTING

2B: Smith, D (23, Littell); Heidt (3, Littell); Pompey (8, Littell).

TB: Sweeney 2; Smith, D 3; Pompey 3; Guerrero; Heidt 2.

RBI: Guerrero (14); Tellez (49); Pompey 2 (17).

2-out RBI: Pompey 2.

Runners left in scoring position, 2 out: Alford 2; Smith, D; Pompey; McGuire, R 2.

SF: Tellez.

Team RISP: 2-for-12.

Team LOB: 9.

BASERUNNING

SB: Guillotte (1, 2nd base off Vasquez/Graterol).

FIELDING

E: Heidt (3, throw).

Buffalo	IP	H	R	ER	BB	SO	HR	ERA	Rochester	IP	H	R	ER	BB	SO	HR	ERA
Waguespack (L, 5-8)	6.0	11	5	5	0	4	0	5.34	Littell (W, 6-6)	6.0	8	4	4	1	5	0	3.57
Totals	6.0	11	5	5	0	4	0	3.89	Vasquez (S, 1)	1.0	0	0	0	1	2	0	2.25
									Totals	7.0	8	4	4	2	7	0	3.46

Game Scores: Waguespack 43; Littell 51.

WP: Littell.

IBB: Urena, R (by Vasquez).

HBP: Guerrero (by Littell); Smith, D (by Vasquez).

Pitches-strikes: Waguespack 104-75; Littell 91-65; Vasquez 18-13.

Groundouts-flyouts: Waguespack 6-5; Littell 5-4; Vasquez 2-0.

Batters faced: Waguespack 29; Littell 28; Vasquez 6.

Umpires: HP: Rich Grassa. 1B: Adam Beck. 3B: Skyler Shown.

Weather: 89 degrees, partly cloudy.

Wind: 18 mph, Out to LF.

First pitch: 5:05 PM.

T: 2:01.

Venue: Frontier Field.

August 28, 2018

Compiled by MLB Advanced Media

**Rochester Red Wings (61-73) 6, Buffalo Bisons (61-71) 4
August 28, 2018**

	1	2	3	4	5	6	7	R	H	E
Buffalo	0	1	2	0	0	0	1	4	8	0
Rochester	0	2	3	0	1	0	x	6	11	0

Buffalo	AB	R	H	RBI	BB	SO	LOB	AVG	Rochester	AB	R	H	RBI	BB	SO	LOB	AVG
Davis, RF	3	0	0	0	1	1	2	.253	Field, RF	3	0	1	0	1	0	4	.271
Fields, CF	4	1	2	0	0	0	1	.240	Gordon, 2B	4	1	3	1	0	0	0	.212
Alford, LF	3	0	1	0	0	0	1	.232	Petit, G, SS	4	1	2	0	0	0	4	.279
Pompey, LF	1	0	0	0	0	0	0	.276	Vargas, DH	3	1	1	2	1	1	1	.233
Tellez, 1B	3	1	1	1	0	1	1	.272	Wade, LF	4	0	0	0	0	1	3	.230
Sweeney, 3B	3	0	0	0	0	1	1	.242	Wiel, 1B	3	1	1	0	1	1	2	.129
Heidt, SS	3	1	2	1	0	1	0	.309	Hazelbaker, CF	3	1	2	2	0	1	0	.203
De La Cruz, M, C	2	0	0	0	1	2	1	.189	Pacheco, C	1	1	0	0	1	1	1	.179
Guillotte, 2B	3	0	0	0	0	1	2	.091	Perez, 3B	3	0	1	1	0	1	4	.267
Mineo, DH	3	1	2	2	0	0	0	.462	Baxendale, P	0	0	0	0	0	0	0	.000
Reid-Foley, P	0	0	0	0	0	0	0	.000	Anderson, N, P	0	0	0	0	0	0	0	.000
Fisk, P	0	0	0	0	0	0	0	.000	Curtiss, P	0	0	0	0	0	0	0	.000
Guerrieri, P	0	0	0	0	0	0	0	.000	Totals	28	6	11	6	4	6	19	.228
Totals	28	4	8	4	2	7	9	.251									

BATTING

2B: Heidt 2 (5, Baxendale, Anderson, N).
HR: Mineo (1, 7th inning off Curtiss, 0 on, 0 out).
TB: Heidt 4; Fields 2; Alford; Tellez; Mineo 5.
RBI: Mineo 2 (3); Tellez (50); Heidt (6).
2-out RBI: Mineo; Heidt.
Runners left in scoring position, 2 out: Tellez; Davis 2; De La Cruz, M.
Team RISP: 3-for-8.
Team LOB: 5.

FIELDING

DP: (Heidt-Guillotte-Tellez).

BATTING

2B: Hazelbaker (19, Reid-Foley); Perez (1, Reid-Foley); Vargas (20, Reid-Foley); Petit, G (12, Fisk).
TB: Gordon 3; Field; Hazelbaker 3; Vargas 2; Perez 2; Wiel; Petit, G 3.
RBI: Hazelbaker 2 (35); Perez (2); Vargas 2 (69); Gordon (28).
2-out RBI: Perez; Gordon.
Runners left in scoring position, 2 out: Vargas; Field 3; Wiel; Petit, G.
GIDP: Petit, G.
Team RISP: 4-for-14.
Team LOB: 9.

FIELDING

Outfield assists: Field (Alford at 2nd base).

Buffalo	IP	H	R	ER	BB	SO	HR	ERA	Rochester	IP	H	R	ER	BB	SO	HR	ERA
Reid-Foley (L, 7-5)	3.0	8	5	5	3	4	0	3.90	Baxendale	2.1	5	2	2	1	1	0	3.80
Fisk	2.0	3	1	1	1	2	0	2.88	Anderson, N (W, 7-2)	2.2	2	1	1	1	4	0	3.41
Guerrieri	1.0	0	0	0	0	0	0	5.18	Curtiss (S, 10)	2.0	1	1	1	0	2	1	2.82
Totals	6.0	11	6	6	4	6	0	3.92	Totals	7.0	8	4	4	2	7	1	3.47

Game Scores: Reid-Foley 25; Baxendale 37.

WP: Baxendale 2; Anderson, N.

HBP: Pacheco (by Fisk).

Pitches-strikes: Reid-Foley 72-43; Fisk 40-24; Guerrieri 10-8; Baxendale 44-25; Anderson, N 43-34; Curtiss 28-20.

Groundouts-flyouts: Reid-Foley 2-2; Fisk 0-3; Guerrieri 2-0; Baxendale 2-2; Anderson, N 4-0; Curtiss 2-1.

Batters faced: Reid-Foley 19; Fisk 11; Guerrieri 3; Baxendale 12; Anderson, N 11; Curtiss 7.

Inherited runners-scored: Anderson, N 1-1.

Ejections: Buffalo Bisons Manager Bob Meacham ejected by HP umpire Adam Beck (3rd)

Umpires: HP: Adam Beck. 1B: Skyler Shown. 3B: Rich Grassa.

Weather: 85 degrees, sunny.

Wind: 13 mph, In from LF.

First pitch: 7:48 PM.

T: 2:27.

Att: 7,164.

Venue: Frontier Field.

August 28, 2018

Compiled by MLB Advanced Media

Copyright 2018 by Major League Baseball Advanced Media.

Rochester Red Wings Individual Statistics As of: 08/28/2018 10:40 PM EDT
 Choose a highlighted category to sort. NOTE: Rate stats do not use qualifiers.

W-L Record: 61-73

		GI																				---GAMES BY POSITION---									
BATTERS		AVG	G	AB	R	H	2B	3B	HR	RBI	TB	BB	IBB	SO	SB	CS	OBP	SLG	OPS	SF	SAC	HBP	DP	1B	2B	3B	SS	OF	C	E	
	Buxton, Byron	.273	33	128	20	35	11	1	4	14	60	9	0	39	4	1	.331	.469	.800	0	0	2	0	0	0	0	0	26	0	1	
#	Corcino, Edgar	.261	29	88	8	23	4	1	2	6	35	4	1	21	0	0	.290	.398	.688	1	0	0	1	0	0	0	0	23	0	1	
	Field, Johnny	.152	9	33	1	5	1	0	0	1	6	2	0	8	1	0	.222	.182	.404	0	0	1	0	0	0	0	0	9	0	1	
T	Field, Johnny	.271	24	85	14	23	6	0	1	9	32	9	0	18	2	1	.354	.376	.731	0	0	2	1	0	0	0	0	24	0	1	
*	Gordon, Nick	.212	94	363	36	77	13	3	2	28	102	21	0	77	12	2	.260	.281	.541	1	1	3	7	0	29	0	65	0	6		
*	Granite, Zack	.211	68	237	28	50	8	0	0	4	58	22	1	28	9	4	.282	.245	.527	1	1	2	3	0	0	0	0	68	0	4	
	Graterol, Juan	.304	30	102	12	31	6	0	0	9	37	2	0	3	0	0	.339	.363	.702	1	0	4	6	0	0	0	0	30	4		
*	Hazelbaker, Jeremy	.183	31	82	12	15	3	2	2	8	28	16	0	31	5	0	.323	.341	.665	0	0	1	0	0	0	0	0	30	0	0	
T*	Hazelbaker, Jeremy	.203	93	296	44	60	19	2	10	35	113	38	0	114	14	0	.302	.382	.684	0	0	4	2	0	0	0	0	73	0	1	
*	Kemmer, Jon	.220	34	109	16	24	6	1	4	17	44	8	0	34	2	0	.298	.404	.701	0	0	4	2	0	0	0	0	31	0	1	
	Pacheco, Jordan	.179	26	78	10	14	3	0	0	2	17	7	0	15	0	0	.273	.218	.491	0	0	3	2	0	0	8	0	17	3		
*	Perez, Alex	.267	9	30	5	8	1	0	0	2	9	2	0	7	0	0	.313	.300	.613	0	0	0	0	0	7	2	0	0	0	1	
	Petit, Gregorio	.279	74	265	29	74	12	1	1	28	91	16	0	45	4	1	.324	.343	.667	3	5	3	7	0	27	14	34	0	8		
	Reginato, Leonardo	.207	61	203	18	42	8	1	2	21	58	12	0	51	3	2	.255	.286	.540	3	2	2	5	0	14	26	21	0	4		
	Sawyer, Wynston	.318	23	66	13	21	2	0	1	11	26	11	0	16	0	0	.446	.394	.840	1	0	5	0	2	0	0	0	22	1		
#	Vargas, Kennys	.233	124	442	39	103	20	0	20	69	183	56	2	130	0	0	.322	.414	.736	7	0	5	21	73	0	0	0	0	0	3	
*	Wade, LaMonte	.230	68	230	23	53	8	3	4	21	79	37	1	48	5	1	.344	.343	.688	0	0	3	7	0	0	0	0	66	0	3	
	Wiel, Zander	.129	9	31	1	4	0	0	0	1	4	1	0	11	0	0	.176	.129	.306	1	0	1	1	8	0	0	0	0	0	0	
	Other	.221	527	1813	194	401	79	9	50	196	648	194	7	462	31	14	.306	.357	.664	22	4	38	40								
	Team Total	.228	134	4300	465	980	185	22	92	438	1485	420	12	1026	76	25	.305	.345	.651	41	13	77	102							84	
PITCHERS		W	L	ERA	G	GS	CG	SHO	SV	SVO	IP	H	R	ER	HR	HB	BB	IBB	SO	BK	WP	GO/AO	DP	WHIP	AVG	AB	TBF	SF	GF	HLD	
	Anderson, Nick	7	2	3.41	38	4	0	0	4	6	58.0	49	26	22	8	1	19	2	83	0	3	0.60	1	1.17	.227	216	237	1	19	3	
	Bard, Luke	2	3	4.96	30	0	0	0	1	1	45.1	52	29	25	6	1	17	1	46	1	7	0.95	3	1.52	.292	178	200	3	14	2	
	Baxendale, D.J.	0	3	3.80	31	10	0	0	1	2	66.1	79	31	28	5	4	19	2	61	0	7	0.82	3	1.48	.297	266	292	2	3	6	
	Curtiss, John	2	4	2.82	37	1	0	0	10	12	54.1	41	21	17	3	1	31	1	59	0	2	0.81	2	1.33	.203	202	237	1	28	0	
	De Jong, Chase	1	3	3.81	5	3	0	0	0	0	28.1	25	12	12	2	1	10	0	22	0	2	0.66	1	1.24	.234	107	121	2	0	0	
	Duffey, Tyler	4	4	3.02	29	0	0	0	1	6	56.2	48	24	19	5	2	20	2	60	0	3	1.12	6	1.20	.227	211	239	2	10	4	
	Eades, Ryan	0	0	0.90	5	2	0	0	0	0	10.0	10	1	1	0	0	3	0	13	0	0	1.00	1	1.30	.256	39	42	0	2	0	
	Harper, Ryne	0	2	5.24	12	0	0	0	0	1	22.1	22	13	13	2	1	5	0	33	0	0	2.30	1	1.21	.250	88	94	0	4	0	
	Littell, Zack	6	6	3.57	19	15	0	0	0	0	106.0	100	47	42	5	4	40	0	98	1	4	0.90	7	1.32	.248	404	453	5	0	0	
	Pineda, Michael	1	0	2.25	1	0	0	0	0	0	4.0	2	1	1	1	0	2	0	2	0	0	0.60	1	1.00	.167	12	14	0	0	0	
	Reed, Jake	0	3	1.97	29	1	0	0	2	2	45.2	33	13	10	1	2	20	5	47	0	6	0.46	3	1.16	.206	160	185	2	12	3	
	Romero, Fernando	5	5	3.49	15	12	0	0	0	0	87.2	82	38	34	5	3	27	0	66	0	3	1.25	9	1.24	.246	333	365	2	1	0	
*	Thorpe, Lewis	0	2	4.91	3	3	0	0	0	0	14.2	16	8	8	2	0	5	0	19	0	1	0.83	1	1.43	.281	57	62	0	0	0	
*	Vasquez, Andrew	0	0	2.25	3	0	0	0	1	1	4.0	3	1	1	0	1	2	1	8	0	0	4.00	0	1.25	.188	16	19	0	1	1	
	Other	33	36	3.46	167	83	2	0	0	16	19	557.1	499	233	214	52	25	203	3	472	0	23	0.95	54	1.26	.241	2068	2324	18	38	12
	Team Total	61	73	3.47	134	134	2	11	36	50	1160.2	1061	498	447	97	46	423	17	1089	2	61	1.16	93	1.28	.244	4357	4884	38	132	31	

KEY: * - lefthanded hitter/pitcher, # - switch hitter

International League North

	W	L	PCT	GB	Home	Away	Div	Streak	Last10
Lehigh Valley IronPigs	80	54	.597	-	43-27	37-27	53-30	W1	5-5
Scranton/Wilkes-Barre RailRiders	68	64	.515	11.0	36-28	32-36	43-40	L1	4-6
Pawtucket Red Sox	64	69	.481	15.5	33-32	31-37	38-45	L1	5-5
Buffalo Bisons	61	71	.462	18.0	33-35	28-36	38-45	L5	4-6
Rochester Red Wings	61	73	.455	19.0	26-38	35-35	41-42	W2	4-6
Syracuse Chiefs	60	74	.448	20.0	31-35	29-39	36-47	W3	7-3

International League South

	W	L	PCT	GB	Home	Away	Div	Streak	Last10
Durham Bulls	74	58	.561	-	37-29	37-29	34-27	W1	6-4
Norfolk Tides	68	65	.511	6.5	36-33	32-32	30-32	L1	3-7
Gwinnett Stripers	66	67	.496	8.5	36-27	30-40	31-31	W1	6-4
Charlotte Knights	61	72	.459	13.5	33-35	28-37	29-34	L1	5-5

International League West

	W	L	PCT	GB	Home	Away	Div	Streak	Last10
Columbus Clippers	71	63	.530	-	38-26	33-37	33-30	W2	4-6
Indianapolis Indians	70	64	.522	1.0	38-28	32-36	33-30	L2	4-6
Toledo Mud Hens	69	64	.519	1.5	36-34	33-30	33-30	W1	7-3
Louisville Bats	58	73	.443	11.5	31-37	27-36	27-36	L1	5-5

Jacksonville Jumbo Shrimp (53-78) 9, Chattanooga Lookouts (63-69) 2
August 28, 2018

	1	2	3	4	5	6	7	8	9	R	H	E
Jacksonville	0	3	1	3	0	0	2	0	0	9	14	0
Chattanooga	0	0	0	0	1	0	1	0	0	2	7	1

Jacksonville	AB	R	H	RBI	BB	SO	LOB	AVG	Chattanooga	AB	R	H	RBI	BB	SO	LOB	AVG
Miller, Bri, LF	5	0	1	1	0	1	7	.259	Raley, LF	3	0	1	0	1	1	2	.286
Harrison, CF	4	2	1	1	0	3	3	.243	Rooker, 1B	4	0	1	0	0	0	1	.258
Brigman, 2B	5	0	3	1	0	1	1	.409	Kranson, 3B	4	0	1	0	0	0	2	.254
Dunand, SS	4	0	1	1	0	1	1	.202	Davis, J, RF	4	0	0	0	0	0	2	.283
Schales, 3B	5	1	1	0	0	1	4	.266	Wilkins, DH	3	1	1	1	0	1	0	.239
Silviano, DH	4	2	0	0	1	2	4	.188	Navarro, C	4	1	1	0	0	2	1	.245
Jagielo, 1B	4	2	2	3	1	1	2	.197	Gore, SS	3	0	2	0	0	0	0	.250
Othman, C	3	1	1	0	1	0	0	.197	Kerrigan, CF	2	0	0	1	0	1	1	.211
Seymour, RF	5	1	4	2	0	1	0	.279	Cronin, 2B	2	0	0	0	1	1	0	.125
Poteet, P	0	0	0	0	0	0	0	.158	Jay, P	0	0	0	0	0	0	0	.000
Del Pozo, M, P	0	0	0	0	0	0	0	.000	Poppen, P	0	0	0	0	0	0	0	.000
Newell, P	0	0	0	0	0	0	0	.000	Marzi, P	0	0	0	0	0	0	0	.000
Totals	39	9	14	9	3	11	22	.236	Clay, P	0	0	0	0	0	0	0	.000
									Ramirez, W, P	0	0	0	0	0	0	0	.000
									Totals	29	2	7	2	2	6	9	.256

BATTING**2B:** Seymour (3, Poppen).**HR:** Jagielo (11, 2nd inning off Poppen, 2 on, 1 out); Harrison (19, 3rd inning off Poppen, 0 on, 0 out).**TB:** Schales; Othman; Harrison 4; Miller, Bri; Brigman 3; Dunand; Seymour 5; Jagielo 5.**RBI:** Jagielo 3 (64); Harrison (48); Miller, Bri (13); Brigman (3); Dunand (26); Seymour 2 (5).**Runners left in scoring position, 2 out:** Jagielo; Schales; Harrison 2; Silviano.**SF:** Dunand.**GIDP:** Brigman; Miller, Bri.**Team RISP:** 4-for-13.**Team LOB:** 9.**BASERUNNING****SB:** Harrison (28, 3rd base off Poppen/Navarro); Brigman (2, 2nd base off Poppen/Navarro).**FIELDING****DP:** 4 (Schales-Brigman-Jagielo; Dunand-Brigman-Jagielo; Jagielo-Dunand-Jagielo; Brigman-Dunand-Jagielo).

Jacksonville	IP	H	R	ER	BB	SO	HR	ERA	Chattanooga	IP	H	R	ER	BB	SO	HR	ERA
Poteet (W, 3-11)	7.0	7	2	2	2	3	1	5.24	Jay	1.0	1	0	0	0	1	0	4.42
Del Pozo, M	1.0	0	0	0	0	2	0	4.18	Poppen (L, 5-7)	4.0	10	7	6	1	3	2	3.90
Newell	1.0	0	0	0	0	1	0	2.25	Marzi	1.2	2	2	2	2	2	0	5.70
Totals	9.0	7	2	2	2	6	1	4.27	Clay	1.1	1	0	0	0	4	0	6.12
									Ramirez, W	1.0	0	0	0	0	1	0	5.71
									Totals	9.0	14	9	8	3	11	2	3.89

Game Scores: Poteet 55; Jay 45.**WP:** Poppen; Clay.**HBP:** Harrison (by Poppen); Othman (by Poppen); Wilkins (by Newell).**Pitches-strikes:** Poteet 94-56; Del Pozo, M 8-7; Newell 18-8; Jay 6-5; Poppen 70-43; Marzi 37-20; Clay 24-15; Ramirez, W 11-8.**Groundouts-flyouts:** Poteet 8-5; Del Pozo, M 1-0; Newell 1-1; Jay 1-0; Poppen 6-2; Marzi 3-0; Clay 0-0; Ramirez, W 0-1.**Batters faced:** Poteet 26; Del Pozo, M 3; Newell 4; Jay 3; Poppen 25; Marzi 9; Clay 5; Ramirez, W 3.**Inherited runners-scored:** Clay 2-0.**Umpires:** HP: Matt Winter. 1B: Brandon Butler. 3B: Matthew Bates.**Weather:** 91 degrees, clear.**Wind:** 1 mph, Out to CF.**First pitch:** 7:19 PM.**T:** 2:41.**Att:** 2,263.**Venue:** AT&T Field.**August 28, 2018**

Compiled by MLB Advanced Media

Copyright 2018 by Major League Baseball Advanced Media.

Chattanooga Lookouts Individual Statistics As of: 08/28/2018 10:34 PM EDT
 Choose a highlighted category to sort. NOTE: Rate stats do not use qualifiers.

W-L Record: 63-69

GI ---GAMES BY POSITION---

BATTERS	AVG	G	AB	R	H	2B	3B	HR	RBI	TB	BB	IBB	SO	SB	CS	OBP	SLG	OPS	SF	SAC	HBP	DP	1B	2B	3B	SS	OF	C	E	
* Arraez, Luis	.298	44	161	22	48	6	0	2	14	60	13	1	14	2	0	.350	.373	.723	2	1	1	4	0	24	10	8	1	0	3	
Cronin, Joe	.125	4	8	1	1	0	0	0	0	1	2	0	4	0	0	.417	.125	.542	0	0	2	0	0	4	0	0	0	0	1	
Davis, Jaylin	.283	58	219	28	62	13	2	6	34	97	20	0	62	4	2	.351	.443	.794	2	0	4	5	0	0	0	0	46	0	3	
English, Tanner	.218	95	293	42	64	16	6	4	28	104	21	0	95	13	8	.275	.355	.630	3	5	3	1	0	0	0	0	91	0	3	
# Gore, Jordan	.250	41	136	24	34	7	3	1	18	50	15	0	29	1	0	.320	.368	.688	2	0	0	3	0	0	1	39	0	0	5	
Kerrigan, Jimmy	.211	51	180	20	38	6	0	5	17	59	10	0	60	0	3	.259	.328	.587	1	0	2	4	0	0	0	0	47	0	1	
* Kranson, Mitchell	.254	51	169	12	43	8	1	2	19	59	22	1	33	0	1	.337	.349	.686	4	0	1	5	8	0	18	0	0	18	3	
Navarro, Brian	.245	94	347	36	85	18	0	4	28	115	12	0	54	0	1	.279	.331	.611	1	2	5	17	0	0	0	0	0	93	9	
Olson, Brian	.216	15	51	8	11	1	0	0	3	12	7	0	15	0	0	.310	.235	.546	0	1	0	1	0	0	0	0	0	14	0	
Paul, Chris	.254	92	338	48	86	22	1	6	48	128	21	1	75	2	0	.303	.379	.682	3	0	4	6	7	0	69	0	13	0	9	
* Raley, Luke	.286	22	77	14	22	1	2	3	11	36	11	0	24	0	0	.398	.468	.865	1	0	4	0	4	0	0	0	13	0	0	
Rooker, Brent	.258	125	484	72	125	32	4	22	78	231	53	2	145	5	1	.335	.477	.812	4	0	5	14	46	0	0	0	42	0	8	
* Wilkins, Andy	.239	35	117	19	28	4	1	11	26	67	18	1	34	0	0	.350	.573	.923	0	0	2	0	17	0	2	0	0	0	0	
Other	.263	502	1789	240	471	76	11	38	221	683	198	6	366	33	14	.343	.382	.725	15	2	27	44								
Team Total	.256	132	4369	586	1118	210	31	104	545	1702	423	12	1010	60	30	.327	.390	.717	38	11	60	104								107

PITCHERS	W	L	ERA	G	GS	CG	SHO	SV	SVO	IP	H	R	ER	HR	HB	BB	IBB	SO	BK	WP	GO/AO	DP	WHIP	AVG	AB	TBF	SF	GF	HLD
Adams, Austin	1	0	1.80	3	1	0	0	0	0	5.0	4	1	1	1	0	2	0	7	0	0	1.67	0	1.20	.211	19	21	0	0	0
Alcala, Jorge	0	3	6.46	4	4	0	0	0	0	15.1	15	14	11	4	1	12	0	17	0	0	0.56	1	1.76	.250	60	73	0	0	0
Bencomo, Omar	8	6	3.45	26	17	0	0	2	2	120.0	128	56	46	16	8	17	0	102	2	3	0.90	13	1.21	.278	460	489	1	7	0
* Clay, Sam	2	6	6.12	33	1	0	0	1	1	50.0	52	43	34	1	3	35	0	59	0	8	1.87	5	1.74	.267	195	235	1	8	2
* Crosby, Casey	1	0	6.00	5	1	0	0	0	0	6.0	5	4	4	0	0	13	0	7	0	2	0.29	0	3.00	.238	21	34	0	1	0
English, Tanner	0	0	18.00	1	0	0	0	0	0	1.0	2	2	2	1	0	0	0	0	0	0	0.50	0	2.00	.400	5	5	0	1	0
* Enns, Dietrich	4	5	4.01	11	9	0	0	0	0	60.2	60	28	27	4	0	13	0	61	0	3	0.85	1	1.20	.259	232	247	1	1	0
* Jay, Tyler	3	5	4.42	36	2	0	0	2	6	57.0	72	38	28	7	1	20	1	49	0	7	0.87	5	1.61	.313	230	260	5	15	4
LeBlanc, Randy	6	1	2.17	9	9	0	0	0	0	49.2	50	13	12	2	2	13	0	40	0	4	1.59	8	1.27	.270	185	201	1	0	0
* Marzi, Anthony	0	7	5.70	21	12	0	0	0	1	77.1	92	54	49	8	4	30	0	62	2	7	0.76	3	1.58	.288	320	357	3	3	0
Poppen, Sean	5	7	3.90	17	13	2	0	0	0	87.2	81	43	38	10	6	27	0	74	0	2	1.40	14	1.23	.250	324	361	3	0	0
Ramirez, Williams	2	6	5.71	38	1	0	0	7	10	52.0	54	37	33	4	4	33	0	72	0	11	0.42	3	1.67	.269	201	241	2	19	4
* Smeltzer, Devin	0	0	3.60	8	0	0	0	2	2	10.0	13	6	4	0	1	2	0	13	0	1	0.73	0	1.50	.302	43	48	1	5	0
Stashak, Cody	1	1	2.72	33	2	0	0	4	4	53.0	45	17	16	4	1	13	0	66	2	3	0.54	7	1.09	.231	195	211	2	16	2
Wells, Tyler	1	2	1.67	5	4	0	0	1	1	27.0	18	5	5	1	0	10	0	31	0	1	0.47	2	1.04	.196	92	103	1	1	0
Other	26	19	3.48	169	53	0	0	11	20	445.0	414	212	172	32	18	148	1	549	4	39	0.97	32	1.26	.246	1686	1879	16	46	16
Team Total	63	69	3.89	132	132	2	5	30	47	1142.0	1125	586	494	95	50	404	2	1228	11	95	1.23	98	1.34	.258	4359	4875	39	130	28

KEY: * - lefthanded hitter/pitcher, # - switch hitter

SECOND HALF STANDINGS

Southern League North

	W	L	PCT	GB	Home	Away	Div	Streak	Last10
Montgomery Biscuits	38	27	.585	-	18-17	20-10	22-18	W1	6-4
Jackson Generals	33	32	.508	5.0	16-14	17-18	22-23	L1	6-4
Birmingham Barons	32	33	.492	6.0	16-19	16-14	25-21	W1	6-4
Tennessee Smokies	29	34	.460	8.0	15-13	14-21	23-24	L1	3-7
Chattanooga Lookouts	27	36	.429	10.0	16-19	11-17	11-17	L1	6-4

Southern League South

	W	L	PCT	GB	Home	Away	Div	Streak	Last10
Biloxi Shuckers	37	28	.569	-	21-9	16-19	21-19	W2	7-3
Pensacola Blue Wahoos	36	28	.563	0.5	22-13	14-15	24-20	W2	3-7
Mississippi Braves	34	28	.548	1.5	21-13	13-15	18-20	L2	6-4
Mobile BayBears	28	35	.444	8.0	12-16	16-19	21-21	L2	4-6
Jacksonville Jumbo Shrimp	25	38	.397	11.0	10-19	15-19	17-21	W1	3-7

OVERALL STANDINGS

Southern League North

	W	L	PCT	GB	Home	Away	Div	Streak	Last10
Montgomery Biscuits	75	60	.556	-	34-36	41-24	44-36	W1	6-4
Jackson Generals	72	62	.537	2.5	36-29	36-33	42-43	L1	6-4
Tennessee Smokies	65	68	.489	9.0	31-32	34-36	43-44	L1	3-7
Birmingham Barons	64	69	.481	10.0	33-36	31-33	45-45	W1	6-4
Chattanooga Lookouts	63	69	.477	10.5	36-34	27-35	33-39	L1	6-4

Southern League South

	W	L	PCT	GB	Home	Away	Div	Streak	Last10
Biloxi Shuckers	78	57	.578	-	44-21	34-36	47-38	W2	7-3
Pensacola Blue Wahoos	66	66	.500	10.5	37-33	29-33	46-41	W2	3-7
Mobile BayBears	65	66	.496	11.0	30-31	35-35	43-39	L2	4-6
Mississippi Braves	63	69	.477	13.5	36-33	27-36	36-47	L2	6-4
Jacksonville Jumbo Shrimp	53	78	.405	23.0	25-37	28-41	32-39	W1	3-7

Fort Myers Miracle (65-67) 2, Bradenton Marauders (55-70) 1
August 28, 2018

	1	2	3	4	5	6	7	8	9	10	R	H	E
Bradenton	0	0	0	0	0	0	0	0	1	0	1	9	0
Fort Myers	0	0	1	0	0	0	0	0	0	1	2	6	0

None out when winning run scored.

Bradenton	AB	R	H	RBI	BB	SO	LOB	AVG	Fort Myers	AB	R	H	RBI	BB	SO	LOB	AVG
Oliva, CF	5	0	1	0	0	2	4	.279	Whitefield, CF	4	0	2	0	0	1	0	.204
Madris, RF	5	0	2	1	0	1	2	.242	De La Trinidad, LF	3	0	1	1	0	0	1	.316
Owen, 3B	2	0	0	0	1	0	4	.261	Lewis, SS	4	0	0	0	0	2	1	.257
Baur, DH	5	0	1	0	0	1	3	.265	Kirilloff, RF	4	0	0	0	0	1	0	.364
Tolman, 2B	5	0	0	0	0	2	4	.252	Miranda, 3B	2	0	1	0	0	0	0	.195
Bormann, C	5	0	1	0	0	1	4	.261	Costello, 1B	2	1	0	0	2	0	0	.234
Hughston, LF	4	1	1	0	0	1	3	.204	Hamilton, C	2	0	0	0	2	0	4	.211
Tancas, 1B	4	0	0	0	0	2	2	.213	Blankenhorn, 2B	4	1	2	1	0	0	1	.228
Pope, SS	3	0	3	0	1	0	0	.259	Carrier, DH	3	0	0	0	0	1	2	.133
Vasquez, P, P	0	0	0	0	0	0	0	.000	Cutura, P	0	0	0	0	0	0	0	.000
Cederlind, P	0	0	0	0	0	0	0	.000	Mason, P	0	0	0	0	0	0	0	.000
Agustin, P	0	0	0	0	0	0	0	.000	Bray, P	0	0	0	0	0	0	0	.000
Jess, P	0	0	0	0	0	0	0	.000	Phillips, P	0	0	0	0	0	0	0	.000
Totals	38	1	9	1	2	10	26	.253	Totals	28	2	6	2	4	5	9	.246

BATTING

2B: Pope (5, Cutura); Baur (20, Cutura).
TB: Bormann; Hughston; Pope 4; Madris 2; Baur 2; Oliva.
RBI: Madris (52).
2-out RBI: Madris.
Runners left in scoring position, 2 out: Baur; Bormann 2; Madris; Hughston 2; Owen 2.
Team RISP: 2-for-15.
Team LOB: 12.

BASERUNNING

SB: Owen 2 (4, 2nd base off Cutura/Hamilton, 2nd base off Cutura/Hamilton).
CS: Pope (6, 2nd base by Cutura/Hamilton).

FIELDING

PB: Bormann (3).
DP: 2 (Vasquez, P-Tancas; Owen-Tolman).

Bradenton	IP	H	R	ER	BB	SO	HR	ERA
Vasquez, P	6.0	5	1	1	2	4	0	4.87
Cederlind	1.0	0	0	0	1	0	0	7.91
Agustin	2.0	0	0	0	0	1	0	3.48
Jess (L, 3-5)	0.0	1	1	0	1	0	0	4.98
Totals	9.0	6	2	1	4	5	0	4.55

BATTING

2B: Blankenhorn (21, Vasquez, P).
TB: Whitefield 2; De La Trinidad; Miranda; Blankenhorn 3.
RBI: De La Trinidad (12); Blankenhorn (56).
Runners left in scoring position, 2 out: Lewis; De La Trinidad; Carrier.
SF: De La Trinidad.
Team RISP: 2-for-8.
Team LOB: 7.

BASERUNNING

SB: Whitefield 2 (18, 2nd base off Vasquez, P/Bormann, 2nd base off Vasquez, P/Bormann); Hamilton (5, 2nd base off Cederlind/Bormann).
CS: De La Trinidad (4, 2nd base by Vasquez, P/Bormann); Miranda (2, 2nd base by Vasquez, P/Bormann).

Fort Myers	IP	H	R	ER	BB	SO	HR	ERA
Cutura	6.0	5	0	0	1	5	0	3.65
Mason (H, 2)	2.0	1	0	0	1	3	0	2.94
Bray (BS, 1)	1.0	3	1	1	0	1	0	1.49
Phillips (W, 1-0)	1.0	0	0	0	0	1	0	0.00
Totals	10.0	9	1	1	2	10	0	3.63

Jess pitched to 2 batters in the 10th.

Game Scores: Vasquez, P 63; Cutura 69.

IBB: Hamilton (by Jess).

HBP: Owen (by Cutura); Owen (by Cutura); Miranda (by Vasquez, P); Miranda (by Vasquez, P).

Pitches-strikes: Vasquez, P 81-55; Cederlind 18-9; Agustin 23-16; Jess 2-1; Cutura 96-65; Mason 34-22; Bray 23-17; Phillips 12-9.

Groundouts-flyouts: Vasquez, P 3-4; Cederlind 1-1; Agustin 3-2; Jess 0-0; Cutura 5-7; Mason 1-2; Bray 0-1; Phillips 0-1.

Batters faced: Vasquez, P 23; Cederlind 4; Agustin 6; Jess 2; Cutura 25; Mason 8; Bray 6; Phillips 3.

Umpires: HP: Jhonatan Biarreta. 1B: Dillon Wilson.

Weather: 75 degrees, overcast.

Wind: 5 mph, In from RF.

First pitch: 7:05 PM.

T: 2:47.

Att: 1,172.

Venue: CenturyLink Sports Complex.

August 28, 2018

Compiled by MLB Advanced Media

Copyright 2018 by Major League Baseball Advanced Media.

Fort Myers Miracle Individual Statistics As of: 08/28/2018 10:16 PM EDT
 Choose a highlighted category to sort. NOTE: Rate stats do not use qualifiers.

W-L Record: 65-67

BATTERS	AVG	G	AB	R	H	2B	3B	HR	RBI	TB	BB	IBB	SO	SB	CS	OBP	SLG	OPS	SF	SAC	HBP	GI --GAMES BY POSITION--										
																						DP	1B	2B	3B	SS	OF	C	E			
* Blankenhorn, Travis	.228	119	425	49	97	21	6	11	56	163	33	0	123	6	4	.296	.384	.680	2	5	9	6	0	55	41	0	4	0	12			
Carrier, Shane	.133	26	90	8	12	0	0	4	13	24	5	0	32	1	2	.184	.267	.450	2	0	1	2	0	0	0	0	19	0	1			
* Contreras, Mark	.217	95	327	60	71	15	4	9	38	121	35	0	90	12	9	.308	.370	.678	2	2	9	5	0	0	0	0	85	0	3			
* Costello, Ryan	.234	22	77	13	18	1	0	3	8	28	13	0	15	0	0	.344	.364	.708	0	0	0	0	21	0	1	0	0	0	1			
* De La Trinidad, Ernie	.316	23	76	11	24	2	0	1	12	29	9	0	11	1	4	.375	.382	.757	3	1	0	1	0	0	0	0	21	0	0			
* Diaz, Lewin	.224	79	294	21	66	11	3	6	35	101	10	1	56	1	0	.255	.344	.598	3	0	3	4	74	0	0	0	0	0	7			
* Grzelakowski, Taylor	.298	95	332	46	99	23	3	8	40	152	37	3	98	1	2	.370	.458	.828	2	1	2	7	13	0	0	0	29	22	3			
Hamilton, Caleb	.211	87	284	38	60	18	2	4	42	94	34	1	70	5	2	.292	.331	.623	6	0	1	9	2	0	19	0	0	66	9			
* Kirilloff, Alex	.364	60	242	36	88	23	2	5	42	130	10	0	38	2	2	.388	.537	.925	4	0	2	6	0	0	0	0	51	0	2			
Lewis, Royce	.257	42	171	33	44	6	3	5	21	71	19	0	30	6	4	.335	.415	.750	0	0	1	4	0	0	0	41	0	0	3			
Miranda, Jose	.195	22	82	6	16	3	0	2	8	25	5	0	8	0	2	.290	.305	.595	0	0	6	4	0	4	17	1	0	0	3			
* Rinn, Robby	.236	17	55	2	13	4	0	0	5	17	7	0	18	0	0	.317	.309	.627	1	0	0	1	6	0	0	0	0	0	0			
* Rortvedt, Ben	.253	47	158	19	40	7	1	3	20	58	20	2	26	0	0	.343	.367	.710	1	0	2	4	0	0	0	0	0	41	7			
Whitefield, Aaron	.204	60	196	31	40	6	0	2	9	52	15	0	51	18	7	.260	.265	.526	3	2	1	3	0	0	0	0	58	0	1			
Other	.249	446	1494	180	372	67	6	22	145	517	154	4	364	16	22	.325	.346	.671	12	24	20	20										
Team Total	.246	132	4303	553	1060	207	30	85	494	1582	406	11	1030	69	60	.317	.368	.684	41	35	57	76								98		

PITCHERS	W	L	ERA	G	GS	CG	SHO	SV	SVO	IP	H	R	ER	HR	HB	BB	IBB	SO	BK	WP	GO/AO	DP	WHIP	AVG	AB	TBF	SF	GF	HLD
Beeker, Clark	4	7	4.73	19	16	0	0	0	0	93.1	115	54	49	9	12	22	0	58	0	8	1.17	11	1.47	.310	371	416	4	1	0
Bray, Adam	2	0	1.49	18	0	0	2	3	3	36.1	29	6	6	2	1	7	0	39	0	0	0.86	4	0.99	.218	133	143	1	11	0
Colina, Edwar	0	1	5.79	1	1	0	0	0	0	4.2	6	3	3	0	0	3	0	2	0	0	0.57	1	1.93	.333	18	22	0	0	0
Cutura, Andro	4	6	3.65	20	17	1	0	1	2	101.0	100	46	41	3	5	28	0	83	0	12	1.59	6	1.27	.260	385	423	3	2	0
Davis, Colton	1	3	4.46	22	0	0	0	2	2	38.1	33	21	19	0	7	27	1	43	0	4	0.87	3	1.57	.228	145	181	1	7	2
Graterol, Brusdar	5	2	3.38	10	10	0	0	0	0	56.0	56	22	21	0	5	17	0	52	1	4	1.06	7	1.30	.265	211	235	2	0	0
Hackimer, Tom	2	4	6.20	16	0	0	0	3	5	24.2	26	18	17	0	11	16	1	21	0	2	1.56	3	1.70	.289	90	120	1	9	1
Jax, Griffin	3	3	3.28	14	13	0	0	0	0	85.0	85	38	31	3	6	13	0	65	0	7	1.56	10	1.15	.261	326	353	5	1	0
Lujan, Hector	5	4	2.50	36	0	0	0	4	7	68.1	64	24	19	3	3	22	1	62	2	3	0.70	5	1.26	.247	259	287	2	19	1
* Marnon, Kevin	1	4	4.44	17	2	0	0	3	5	26.1	31	22	13	4	0	12	3	20	1	2	0.67	2	1.63	.287	108	123	0	10	0
Mason, Ryan	9	3	2.94	35	0	0	0	5	10	67.1	69	23	22	5	7	12	2	59	1	5	1.31	7	1.20	.276	250	274	2	19	2
* Moran, Jovani	4	1	2.77	13	0	0	0	4	6	26.0	18	9	8	1	2	8	0	32	0	2	0.65	2	1.00	.194	93	103	0	7	1
Phillips, Alex	1	0	0.00	1	0	0	0	0	0	1.0	0	0	0	0	0	0	0	1	0	0	0.00	0	0.00	.000	3	3	0	1	0
* Robinson, Alex	1	3	4.98	25	0	0	0	3	3	34.1	27	22	19	3	3	23	0	45	0	6	1.07	1	1.46	.208	130	159	0	12	2
* Sammons, Bryan	1	2	8.49	6	5	0	0	0	0	23.1	32	24	22	1	1	14	1	20	0	5	1.18	2	1.97	.323	99	115	1	0	0
Other	16	18	3.55	112	46	1	0	7	12	342.2	324	156	135	25	18	88	3	318	2	25	0.89	19	1.20	.246	1315	1436	8	31	7
Team Total	65	67	3.63	132	132	2	10	34	55	1142.1	1129	527	461	65	91	355	13	999	7	86	1.31	97	1.30	.259	4363	4882	35	130	16

KEY: * - lefthanded hitter/pitcher, # - switch hitter

SECOND HALF STANDINGS

Florida State League North										Florida State League South									
	W	L	PCT	GB	Home	Away	Div	Streak	Last10	W	L	PCT	GB	Home	Away	Div	Streak	Last10	
Clearwater Threshers	42	22	.656	-	25-11	17-11	24-12	W2	7-3	Charlotte Stone Crabs	37	26	.587	-	22-8	15-18	20-12	L1	5-5
Lakeland Flying Tigers	35	25	.583	5.0	18-7	17-18	17-13	L1	6-4	Fort Myers Miracle	37	27	.578	0.5	17-12	20-15	20-13	W2	4-6
Dunedin Blue Jays	35	29	.547	7.0	18-12	17-17	19-15	L1	5-5	Palm Beach Cardinals	33	31	.516	4.5	19-15	14-16	16-17	W1	6-4
Tampa Tarpons	32	31	.508	9.5	13-16	19-15	11-18		8-2	Jupiter Hammerheads	27	34	.443	9.0	11-19	16-15	15-16	L2	3-7
Daytona Tortugas	29	35	.453	13.0	16-19	13-16	15-18	W1	5-5	St. Lucie Mets	26	35	.426	10.0	13-21	13-14	13-17	W2	4-6
Florida Fire Frogs	21	39	.350	19.0	7-22	14-17	10-20	L1	3-7	Bradenton Marauders	20	40	.333	15.5	10-23	10-17	11-20		5-5

OVERALL STANDINGS

Florida State League North										Florida State League South									
	W	L	PCT	GB	Home	Away	Div	Streak	Last10	W	L	PCT	GB	Home	Away	Div	Streak	Last10	
Clearwater Threshers	74	58	.561	-	43-28	31-30	44-29	W2	7-3	Palm Beach Cardinals	72	56	.563	-	38-26	34-30	40-33	W1	6-4
Lakeland Flying Tigers	71	59	.546	2.0	36-24	35-35	38-28	L1	6-4	Charlotte Stone Crabs	71	59	.546	2.0	42-20	29-39	38-26	L1	5-5
Daytona Tortugas	66	64	.508	7.0	35-29	31-35	36-29	W1	5-5	Jupiter Hammerheads	68	62	.523	5.0	33-32	35-30	36-34	L2	3-7
Tampa Tarpons	67	66	.504	7.5	34-32	33-34	28-41		8-2	Fort Myers Miracle	65	67	.492	9.0	35-28	30-39	34-35	W2	4-6
Dunedin Blue Jays	66	66	.500	8.0	35-30	31-36	33-36	L1	5-5	Bradenton Marauders	55	70	.440	15.5	28-40	27-30	27-35		5-5
Florida Fire Frogs	50	76	.397	21.0	21-38	29-38	24-40	L1	3-7	St. Lucie Mets	53	75	.414	19.0	30-41	23-34	23-35	W2	4-6

Copyright 2018 by Major League Baseball Advanced Media.

Cedar Rapids Kernels Individual Statistics As of: 08/27/2018 11:32 PM EDT

W-L Record: 73-60

Choose a highlighted category to sort. NOTE: Rate stats do not use qualifiers.

		GI																				---GAMES BY POSITION---									
BATTERS		AVG	G	AB	R	H	2B	3B	HR	RBI	TB	BB	IBB	SO	SB	CS	OBP	SLG	OPS	SF	SAC	HBP	DP	1B	2B	3B	SS	OF	C	E	
*	Baddoo, Aki	.241	111	431	82	104	20	11	11	39	179	73	1	123	22	5	.350	.415	.766	3	2	1	4	0	0	0	0	97	0	1	
	Banuelos, David	.223	70	247	27	55	14	0	2	22	75	10	0	71	1	2	.251	.304	.555	5	2	1	2	0	0	0	0	0	65	3	
	Bechtold, Andrew	.216	106	366	43	79	17	0	2	34	102	51	0	115	8	0	.314	.279	.593	1	1	2	3	2	23	79	0	0	0	9	
*	Cabbage, Trey	.248	95	326	33	81	21	4	8	41	134	27	2	115	3	0	.309	.411	.720	3	0	3	5	36	0	2	0	45	0	12	
*	Davis, Michael	.292	36	120	22	35	9	0	8	21	68	6	1	39	1	0	.325	.567	.892	0	0	0	2	0	0	0	36	0	0	8	
	Helman, Michael	.361	21	83	14	30	4	1	2	8	42	4	0	11	3	4	.396	.506	.902	2	0	2	1	0	21	0	0	0	0	1	
	Jeffers, Ryan	.294	31	119	19	35	9	0	4	15	56	11	0	22	0	0	.364	.471	.834	0	0	2	4	0	0	0	0	0	19	0	
*	Larnach, Trevor	.293	19	75	12	22	6	1	2	8	36	5	0	11	0	0	.338	.480	.818	0	0	0	1	0	0	0	0	13	0	0	
#	Maciel, Gabriel	.250	24	92	12	23	3	2	2	7	36	5	0	17	2	3	.300	.391	.691	1	0	2	0	0	0	0	0	22	0	0	
T #	Maciel, Gabriel	.278	92	371	56	103	13	2	3	23	129	35	0	67	16	8	.347	.348	.695	1	1	5	4	0	0	0	0	90	0	4	
	Montesino, Ariel	.154	25	78	7	12	4	1	0	2	18	6	0	19	1	0	.214	.231	.445	0	2	0	2	0	6	9	10	0	0	5	
*	Pearson, Jacob	.242	73	260	47	63	11	3	6	35	98	28	0	65	6	5	.320	.377	.697	1	1	2	1	0	0	0	0	60	0	0	
	Rodriguez, Ben	.261	78	261	44	68	19	1	10	42	119	31	1	90	2	2	.337	.456	.793	6	0	2	8	56	0	0	0	0	21	9	
	Tademo, Victor	.333	1	3	1	1	0	0	1	1	4	0	0	1	0	0	.333	1.333	1.667	0	0	0	0	0	0	1	0	0	0	0	
	Other	.286	540	2021	269	578	113	21	51	305	886	152	6	396	38	16	.338	.438	.777	21	8	19	42								
	Team Total	.265	133	4483	632	1186	250	45	109	580	1853	409	11	1096	87	37	.328	.413	.741	43	16	36	75								107
PITCHERS		W	L	ERA	G	GS	CG	SHO	SV	SVO	IP	H	R	ER	HR	HB	BB	IBB	SO	BK	WP	GO/AO	DP	WHIP	AVG	AB	TBF	SF	GF	HLD	
	Acosta, Melvi	2	4	2.88	20	5	0	0	3	5	50.0	59	21	16	3	4	14	0	39	0	3	1.89	7	1.46	.303	195	217	3	9	0	
	Balazovic, Jordan	7	3	3.94	12	11	0	0	0	0	61.2	54	27	27	5	3	18	0	78	0	6	1.35	4	1.17	.233	232	254	1	0	0	
	Dobnak, Randy	10	5	3.12	23	19	1	0	0	0	127.0	136	50	44	6	4	25	0	83	0	3	1.05	10	1.27	.275	495	531	2	2	1	
	Duran, Jhoan	2	1	2.25	5	5	0	0	0	0	32.0	16	8	8	2	1	7	0	41	0	3	2.00	2	0.72	.150	107	116	1	0	0	
T	Duran, Jhoan	7	5	3.91	20	20	0	0	0	0	96.2	85	49	42	8	4	35	0	112	0	7	1.79	6	1.24	.234	364	406	2	0	0	
	Enlow, Blayne	3	5	3.24	19	16	0	0	1	1	89.0	90	38	32	4	11	33	0	64	2	6	1.10	10	1.38	.265	340	388	2	1	1	
	Faucher, Calvin	4	4	3.42	29	0	0	0	3	6	52.2	48	25	20	5	0	33	2	54	1	7	1.06	5	1.54	.246	195	232	2	15	3	
	Finkel, Jared	5	3	3.50	32	0	0	0	2	6	61.2	62	31	24	3	7	21	0	42	1	10	1.63	9	1.35	.264	235	267	3	24	1	
	Gomez, Moises	0	1	4.05	14	0	0	0	2	2	26.2	24	15	12	2	4	9	0	24	0	4	1.24	6	1.24	.270	89	108	4	12	0	
	Martinez, Jose	0	4	4.31	32	0	0	0	7	7	64.2	52	33	31	7	5	24	1	62	1	8	1.03	5	1.18	.219	237	267	1	16	2	
	Molina, Derek	2	0	2.48	14	0	0	0	2	2	29.0	18	10	8	0	0	16	0	41	0	4	0.59	2	1.17	.171	105	121	0	7	1	
*	Neff, Zach	0	0	0.00	1	0	0	0	0	0	2.2	1	0	0	0	0	0	0	3	0	0	1.50	0	0.37	.111	9	9	0	0	0	
	Ober, Bailey	7	1	3.84	14	14	0	0	0	0	75.0	71	32	32	7	0	9	0	88	0	1	0.83	4	1.07	.249	285	294	0	0	0	
	Quezada, Jhoan	1	0	1.59	2	0	0	0	1	1	5.2	2	1	1	0	0	1	0	9	1	0	1.00	0	0.53	.105	19	20	0	2	0	
	Ramirez, Rickey	0	3	6.75	12	0	0	0	2	5	17.1	23	13	13	1	1	8	0	15	0	2	0.78	2	1.79	.329	70	79	0	9	0	
	Suniaga, Carlos	3	4	3.89	18	1	0	0	2	4	39.1	33	21	17	5	2	15	0	35	1	2	1.81	5	1.22	.236	140	161	3	7	1	
*	Watson, Tyler	5	6	4.78	17	16	1	1	0	0	81.0	82	52	43	7	2	44	0	78	0	15	1.49	7	1.56	.268	306	358	4	0	0	
	Other	22	16	3.00	95	46	0	0	11	13	339.0	268	128	113	18	17	141	0	362	0	37	1.05	30	1.21	.216	1240	1406	4	27	1	
	Team Total	73	60	3.44	133	133	2	13	36	52	1154.1	1039	505	441	75	61	418	3	1118	7	111	1.57	108	1.26	.242	4299	4828	30	131	11	

KEY: * - lefthanded hitter/pitcher, # - switch hitter

SECOND HALF STANDINGS

Midwest
League
Eastern

Midwest
League
Western

	W	L	PCT	GB	Home	Away	Div	Streak	Last10
Bowling Green Hot Rods	39	25	.609	-	20-12	19-13	33-19	L1	8-2
Lansing Lugnuts	35	29	.547	4.0	17-15	18-14	32-20	W2	5-5
Great Lakes Loons	34	30	.531	5.0	16-16	18-14	28-24	W7	8-2
Fort Wayne TinCaps	30	33	.476	8.5	15-15	15-18	27-25	W1	3-7
West Michigan Whitecaps	29	34	.460	9.5	14-18	15-16	25-27	L4	3-7
South Bend Cubs	28	36	.438	11.0	12-21	16-15	23-29	L1	6-4
Lake County Captains	26	37	.413	12.5	13-18	13-19	21-31	W1	4-6
Dayton Dragons	25	39	.391	14.0	14-18	11-21	19-33	L2	3-7

	W	L	PCT	GB	Home	Away	Div	Streak	Last10
Cedar Rapids Kernels	41	23	.641	-	21-11	20-12	32-20	W4	8-2
Peoria Chiefs	37	26	.587	3.5	21-10	16-16	29-22	W2	5-5
Quad Cities River Bandits	36	28	.563	5.0	15-17	21-11	30-22	W1	6-4
Wisconsin Timber Rattlers	34	30	.531	7.0	17-14	17-16	27-25	W4	6-4
Beloit Snappers	33	30	.524	7.5	14-17	19-13	25-26	L2	4-6
Kane County Cougars	33	30	.524	7.5	20-11	13-19	28-24	L5	5-5
Clinton LumberKings	27	37	.422	14.0	15-18	12-19	19-33	L4	2-8
Burlington Bees	20	40	.333	19.0	13-19	7-21	16-34	L1	4-6

OVERALL STANDINGS

Midwest
League
Eastern

Midwest
League
Western

	W	L	PCT	GB	Home	Away	Div	Streak	Last10
Bowling Green Hot Rods	86	47	.647	-	45-21	41-26	70-39	L1	8-2
Lansing Lugnuts	78	56	.582	8.5	39-27	39-29	68-42	W2	5-5
West Michigan Whitecaps	65	68	.489	21.0	38-31	27-37	56-54	L4	3-7
Fort Wayne TinCaps	62	70	.470	23.5	36-29	26-41	55-55	W1	3-7
South Bend Cubs	62	71	.466	24.0	33-35	29-36	52-57	L1	6-4
Great Lakes Loons	58	74	.439	27.5	29-34	29-40	49-59	W7	8-2
Dayton Dragons	56	76	.424	29.5	36-32	20-44	42-66	L2	3-7
Lake County Captains	55	78	.414	31.0	31-35	24-43	45-65	W1	4-6

	W	L	PCT	GB	Home	Away	Div	Streak	Last10
Peoria Chiefs	76	57	.571	-	43-24	33-33	61-48	W2	5-5
Quad Cities River Bandits	76	58	.567	0.5	37-30	39-28	61-49	W1	6-4
Cedar Rapids Kernels	73	60	.549	3.0	37-32	36-28	59-50	W4	8-2
Kane County Cougars	68	64	.515	7.5	36-25	32-39	57-53	L5	5-5
Clinton LumberKings	66	68	.493	10.5	36-34	30-34	53-57	L4	2-8
Beloit Snappers	65	67	.492	10.5	30-34	35-33	53-55	L2	4-6
Wisconsin Timber Rattlers	65	68	.489	11.0	37-30	28-38	49-60	W4	6-4
Burlington Bees	50	79	.388	24.0	28-37	22-42	43-64	L1	4-6

Elizabethton Twins (39-26) 8, Pulaski Yankees (31-36) 5
August 28, 2018

	1	2	3	4	5	6	7	8	9	R	H	E
Pulaski	0	0	0	4	0	0	0	1	0	5	9	2
Elizabethton	1	1	6	0	0	0	0	0	x	8	9	2

Pulaski	AB	R	H	RBI	BB	SO	LOB	AVG	Elizabethton	AB	R	H	RBI	BB	SO	LOB	AVG
Alexander, LF	5	0	0	0	0	4	4	.279	Arias, J, RF	5	0	1	0	0	2	4	.218
Peraza, SS	5	0	1	0	0	4	0	.243	Severino, 2B	5	1	1	1	0	2	3	.263
Garcia, A, RF	5	1	1	0	0	1	1	.059	Celestino, CF	4	1	2	0	0	1	0	.279
Gasper, DH	4	1	2	1	1	1	1	.257	Williams, 1B	2	0	0	0	2	1	1	.252
Pasteur, CF	2	1	1	0	2	1	1	.241	Casanova, C	4	1	0	0	0	1	3	.331
Tatis, 1B	3	1	0	0	1	1	2	.217	Robles, 3B	3	1	0	0	1	1	0	.294
Burt, 3B	4	1	2	2	0	1	1	.274	Akins, DH	3	2	2	1	1	1	0	.269
Rosario, H, C	4	0	1	0	0	0	2	.125	De La Torre, SS	3	1	1	1	1	0	1	.254
Garabito, 2B	3	0	1	1	1	1	1	.196	Marrero, LF	4	1	2	2	0	1	1	.283
Espinola, P	0	0	0	0	0	0	0	.000	Cabezas, P	0	0	0	0	0	0	0	.000
Diaz, W, P	0	0	0	0	0	0	0	.000	Berroa, P	0	0	0	0	0	0	0	.000
Evey, P	0	0	0	0	0	0	0	.000	Gamez, P	0	0	0	0	0	0	0	.000
Totals	35	5	9	4	5	14	13	.234	Totals	33	8	9	5	5	10	13	.281

BATTING

2B: Garcia, A (1, Berroa); Burt (11, Perez, J); Garabito (2, Perez, J).
TB: Burt 3; Peraza; Rosario, H; Gasper 2; Garabito 2; Garcia, A 2; Pasteur.
RBI: Gasper (28); Burt 2 (21); Garabito (6).
2-out RBI: Garabito.
Runners left in scoring position, 2 out: Burt; Alexander 3.
Team RISP: 3-for-9.
Team LOB: 8.

BASERUNNING

PO: Pasteur 2 (1st base by Berroa, 1st base by Gamez).

FIELDING

E: Tatis (10, fielding); Garcia, A (1, fielding).
PB: Rosario, H (1).
Outfield assists: Garcia, A (Arias, J at home).

Pulaski	IP	H	R	ER	BB	SO	HR	ERA
Espinola (L, 1-2)	2.1	4	5	3	3	6	1	3.77
Diaz, W	3.2	5	3	3	2	1	0	4.61
Evey	2.0	0	0	0	0	3	0	3.60
Totals	8.0	9	8	6	5	10	1	3.92

BATTING

2B: Celestino (4, Espinola); Marrero (7, Diaz, W); Akins (4, Diaz, W).
HR: Severino (8, 1st inning off Espinola, 0 on, 1 out).
TB: Arias, J; Marrero 3; Celestino 3; Akins 3; De La Torre; Severino 4.
RBI: Severino (28); Akins (8); De La Torre (18); Marrero 2 (17).
Runners left in scoring position, 2 out: Severino 2; Arias, J.
Team RISP: 4-for-11.
Team LOB: 6.

BASERUNNING

SB: Akins (3, 2nd base off Espinola/Rosario, H).

FIELDING

E: Severino (15, throw); De La Torre (18, throw).
PB: Casanova (3).
Pickoffs: Berroa (Pasteur at 1st base); Gamez (Pasteur at 1st base).

Elizabethton	IP	H	R	ER	BB	SO	HR	ERA
Cabezas	1.0	0	0	0	0	2	0	2.74
Berroa	2.1	2	3	3	3	3	0	11.57
Gamez (W, 1-1)	2.2	4	1	0	2	3	0	6.00
Perez, J	2.0	3	1	1	0	4	0	7.20
Blank (S, 1)	1.0	0	0	0	0	2	0	3.97
Totals	9.0	9	5	4	5	14	0	4.11

Game Scores: Espinola 25; Cabezas 48.

WP: Diaz, W.

Pitches-strikes: Espinola 70-43; Diaz, W 53-34; Evey 22-14; Cabezas 15-9; Berroa 55-31; Gamez 51-30; Perez, J 33-23; Blank 17-11.

Groundouts-flyouts: Espinola 2-0; Diaz, W 4-4; Evey 2-1; Cabezas 0-0; Berroa 1-1; Gamez 5-0; Perez, J 1-1; Blank 0-0.

Batters faced: Espinola 15; Diaz, W 17; Evey 6; Cabezas 3; Berroa 11; Gamez 14; Perez, J 9; Blank 3.

Inherited runners-scored: Diaz, W 3-3; Gamez 2-2.

Umpires: HP: Adam Pierce. 1B: Kyle Stutz.

Weather: 88 degrees, clear.

Wind: 2 mph, Varies.

First pitch: 7:03 PM.

T: 2:47.

Att: 671.

Venue: Joe O'Brien Field.

August 28, 2018

Compiled by MLB Advanced Media

Copyright 2018 by Major League Baseball Advanced Media.

Elizabethton Twins Individual Statistics As of: 08/29/2018 09:45 AM EDT

W-L Record: 39-26

Choose a highlighted category to sort. NOTE: Rate stats do not use qualifiers.

		GI																				---GAMES BY POSITION---									
BATTERS		AVG	G	AB	R	H	2B	3B	HR	RBI	TB	BB	IBB	SO	SB	CS	OBP	SLG	OPS	SF	SAC	HBP	DP	1B	2B	3B	SS	OF	C	E	
*	Akins, Jared	.269	22	78	21	21	4	1	1	8	30	8	0	22	3	2	.352	.385	.736	2	0	3	1	0	0	0	0	20	0	3	
*	Arias, Jean Carlos	.218	16	55	5	12	0	3	0	6	18	4	0	10	3	1	.279	.327	.606	1	0	1	0	0	0	0	13	0	1		
*	Burns, Colton	.247	30	93	20	23	6	0	6	14	47	17	0	33	1	0	.375	.505	.880	0	0	2	0	0	0	0	21	0	3		
*	Casanova, Trevor	.331	38	145	24	48	14	0	3	17	71	13	0	38	2	1	.389	.490	.879	2	0	2	6	1	0	0	0	25	3		
	Celestino, Gilberto	.279	26	104	13	29	4	1	1	13	38	6	0	15	8	2	.321	.365	.687	1	0	1	3	0	0	0	22	0	0		
	Cosgrove, Andrew	.258	18	62	10	16	3	0	1	11	22	9	0	17	0	0	.361	.355	.716	0	0	1	3	0	0	0	0	18	4		
	De La Torre, Ricky	.254	49	169	25	43	10	1	4	18	67	15	1	52	1	0	.328	.396	.724	1	0	4	3	0	0	6	43	0	18		
*	Encarnacion, Yeltsin	.270	23	74	15	20	6	0	0	10	26	6	0	17	2	4	.325	.351	.676	0	1	0	0	0	14	0	8	0	7		
*	Keirseay, DaShawn	.301	26	103	20	31	7	3	0	13	44	12	1	20	4	1	.371	.427	.798	1	0	0	2	0	0	0	0	22	0	0	
*	Marrero, Lean	.283	50	180	32	51	7	1	2	17	66	15	0	34	8	5	.352	.367	.718	0	3	4	4	0	0	0	0	49	0	1	
#	Molina, Robert	.242	17	62	4	15	1	0	2	17	22	3	0	9	0	0	.277	.355	.632	0	0	0	0	3	0	0	0	13	1		
	Robles, Alex	.294	58	218	26	64	12	0	2	35	82	19	0	31	2	2	.354	.376	.730	1	0	2	6	0	0	56	0	0	15		
#	Severino, Yunior	.263	48	194	32	51	8	0	8	28	83	16	1	52	0	1	.319	.428	.747	2	0	1	5	0	37	0	10	0	15		
	Weiss, Albee	.207	35	116	16	24	6	0	4	11	42	9	1	36	0	0	.268	.362	.630	1	0	1	5	3	0	0	0	27	0	4	
	Williams, Chris	.252	62	214	39	54	6	1	15	51	107	40	2	52	2	1	.372	.500	.872	4	0	3	3	59	0	0	0	0	6		
	Other	.351	90	319	71	112	15	1	9	58	156	44	0	56	14	3	.444	.489	.933	3	1	12	4								
	Team Total	.281	65	2186	373	614	109	12	58	327	921	236	6	494	50	23	.358	.421	.779	19	5	37	45						101		
PITCHERS		W	L	ERA	G	GS	CG	SHO	SV	SVO	IP	H	R	ER	HR	HB	BB	IBB	SO	BK	WP	GO/AO	DP	WHIP	AVG	AB	TBF	SF	GF	HLD	
	Berroa, Prelander	0	0	11.57	1	0	0	0	0	0	2.1	2	3	3	0	0	3	0	3	0	0	0.50	0	2.14	.250	8	11	0	0	0	
	Blank, Jacob	1	0	3.97	7	0	0	0	1	2	11.1	10	5	5	0	0	3	1	13	0	3	1.38	1	1.15	.244	41	45	0	4	1	
	Cabezas, Andrew	1	3	2.74	11	9	0	0	0	0	46.0	30	16	14	4	5	14	0	44	1	5	1.38	5	0.96	.180	167	186	0	0	1	
*	Cha, Erik	0	0	0.00	1	0	0	0	1	1	2.2	1	0	0	0	0	1	0	5	0	2	3.00	0	0.75	.100	10	11	0	1	0	
*	Funderburk, Kody	2	1	4.93	10	9	0	0	0	1	34.2	45	20	19	2	3	15	0	32	0	5	1.46	8	1.73	.324	139	159	1	1	0	
	Gamez, Juan	1	1	6.00	14	0	0	0	0	0	24.0	30	21	16	1	2	18	0	27	0	3	3.00	1	2.00	.294	102	126	3	8	1	
	Garcia, Pedro	4	3	5.40	12	5	0	0	1	1	33.1	25	25	20	2	1	31	1	29	1	7	0.94	2	1.68	.207	121	156	2	5	0	
	Howell, Tanner	1	2	6.20	10	0	0	0	1	3	20.1	23	16	14	3	2	8	2	18	1	3	0.45	0	1.52	.291	79	93	4	5	0	
	Lakso, Blair	6	2	3.66	15	0	0	0	0	1	32.0	27	16	13	2	1	22	0	35	0	9	0.96	4	1.53	.233	116	140	0	5	1	
	Palm, Tyler	2	2	4.50	10	10	0	0	0	0	46.0	59	23	23	1	7	11	0	41	0	6	1.28	9	1.52	.326	181	200	1	0	0	
*	Perez, J.T.	0	1	7.20	5	0	0	0	0	0	10.0	11	9	8	0	0	8	1	14	0	0	1.29	0	1.90	.268	41	49	0	0	2	
	Pinkerton, Seth	1	1	6.57	15	0	0	0	2	3	24.2	23	24	18	3	4	22	0	28	0	8	2.58	3	1.82	.256	90	120	3	6	0	
	Rapp, Brian	1	3	3.52	10	6	0	0	0	0	38.1	46	19	15	2	1	10	0	37	0	5	0.88	1	1.46	.291	158	171	2	0	0	
	Rijo, Luis	2	0	1.27	5	5	0	0	0	0	21.1	15	8	3	1	2	4	0	17	0	0	1.50	3	0.89	.195	77	83	0	0	0	
T	Rijo, Luis	5	1	2.05	10	8	0	0	0	0	48.1	43	19	11	1	3	5	0	43	0	2	1.76	5	0.99	.231	186	196	2	1	0	
	Schulfer, Austin	3	0	1.62	10	7	0	0	0	0	39.0	33	13	7	1	5	15	0	32	0	3	1.20	5	1.23	.236	140	162	1	1	0	
	Stowell, Dylan	0	0	13.50	1	0	0	0	0	0	1.1	2	2	2	0	0	2	0	3	0	0	1.00	0	3.00	.333	6	8	0	0	1	
	Winder, Josh	3	1	3.72	9	9	0	0	0	0	38.2	37	17	16	1	0	6	0	42	0	2	0.64	3	1.11	.248	149	157	2	0	0	
	Other	11	6	4.08	62	5	0	0	11	14	128.0	122	77	58	8	5	51	1	140	1	12	1.36	8	1.35	.241	507	568	2	29	5	
	Team Total	39	26	4.11	65	65	0	4	17	26	554.0	541	314	253	31	38	244	6	560	4	73	1.54	53	1.42	.254	2132	2445	21	65	12	

KEY: * - left-handed hitter/pitcher, # - switch hitter

Appalachian League East

	W	L	PCT	GB	Home	Away	Div	Streak	Last10
Princeton Rays	43	22	.662	-	27-10	16-12	28-10	W3	7-3
Bluefield Blue Jays	41	26	.612	3.0	23-11	18-15	21-16	W1	6-4
Danville Braves	32	35	.478	12.0	18-17	14-18	18-20	L3	3-7
Pulaski Yankees	31	36	.463	13.0	17-17	14-19	17-19	L2	2-8
Burlington Royals	25	42	.373	19.0	12-20	13-22	9-28	L1	7-3

Appalachian League West

	W	L	PCT	GB	Home	Away	Div	Streak	Last10
Elizabethton Twins	39	26	.600	-	19-12	20-14	25-13	W5	9-1
Kingsport Mets	33	34	.493	7.0	19-15	14-19	21-16	L1	4-6
Bristol Pirates	31	36	.463	9.0	17-15	14-21	15-21	W2	4-6
Johnson City Cardinals	30	37	.448	10.0	12-20	18-17	16-21	W1	4-6
Greeneville Reds	28	39	.418	12.0	12-20	16-19	16-22	L3	4-6

Copyright 2018 by Major League Baseball Advanced Media.

GCL Twins

Individual Statistics As of: 08/25/2018 03:17 PM EDT

W-L Record: 32-24

Choose a highlighted category to sort. NOTE: Rate stats do not use qualifiers.

GI ---GAMES BY POSITION---

BATTERS	AVG	G	AB	R	H	2B	3B	HR	RBI	TB	BB	IBB	SO	SB	CS	OBP	SLG	OPS	SF	SAC	HBP	DP	1B	2B	3B	SS	OF	C	E
Carrier, Shane	.387	9	31	6	12	3	0	1	7	18	2	0	6	1	1	.457	.581	1.038	0	0	2	0	0	0	0	0	8	0	0
De La Cruz, Yeremi	.750	2	8	3	6	3	0	1	9	12	0	0	0	0	0	.750	1.500	2.250	0	0	0	0	0	0	0	0	0	1	0
* Garry Jr., Willie Joe	.160	33	81	13	13	4	0	0	5	17	8	1	28	5	2	.266	.210	.476	1	1	4	1	0	0	0	0	24	0	2
Hale, Austin	.232	26	56	7	13	4	0	1	5	20	4	0	13	0	0	.290	.357	.647	1	2	1	1	0	0	0	0	0	25	3
* Herrera, Edgar	.220	17	50	5	11	2	0	0	5	13	4	0	10	1	0	.273	.260	.533	1	1	0	2	1	0	0	0	14	0	0
* Lee, Hunter	.270	23	63	9	17	3	0	1	7	23	9	0	15	0	4	.387	.365	.752	0	0	3	2	0	20	0	0	0	0	0
* Mack, Charles	.216	30	102	13	22	4	1	0	3	28	13	1	23	1	1	.314	.275	.588	1	0	2	3	0	0	27	0	0	0	6
# Marte, Agustin	.243	33	111	17	27	4	0	2	9	37	8	0	25	4	1	.292	.333	.625	1	2	0	3	0	18	0	13	0	0	5
Nunez, Alberoni	.189	46	164	17	31	6	1	1	19	42	9	0	53	2	2	.230	.256	.486	1	2	0	4	0	0	0	0	45	0	3
Perez, Yeison	.273	35	88	6	24	8	0	1	16	35	7	1	15	0	0	.333	.398	.731	0	0	1	0	4	0	0	0	0	22	1
* Rivera, Erick	.246	23	69	6	17	4	0	0	7	21	11	1	22	1	2	.358	.304	.662	0	1	1	0	0	0	0	0	23	0	2
# Salva, Kidany	.240	36	104	16	25	5	0	0	9	30	8	0	17	2	0	.316	.288	.605	1	0	4	3	8	0	0	0	0	24	2
Smith, LaRon	.205	13	39	3	8	2	0	0	2	10	7	0	9	1	0	.326	.256	.582	0	0	0	1	3	0	1	0	1	0	1
* Snyder, Gabe	.265	48	147	17	39	7	0	3	25	55	20	2	36	3	3	.358	.374	.732	5	0	4	1	47	0	0	0	0	0	8
Tademo, Victor	.255	44	157	11	40	5	0	0	15	45	10	0	32	2	2	.304	.287	.591	2	1	2	3	0	0	23	20	0	0	4
Urena, Estany	.293	41	147	18	43	6	2	0	21	53	11	1	13	5	1	.340	.361	.700	3	0	1	5	2	24	11	4	0	0	8
* Vasquez, Samuel	.240	36	100	23	24	6	0	0	9	30	14	0	21	3	1	.336	.300	.636	1	2	1	0	0	0	0	0	32	0	0
Villalobos, Janigson	.310	31	84	8	26	3	2	0	15	33	7	0	11	1	1	.363	.393	.755	0	0	3	0	0	0	0	0	0	20	2
Webb, Tyler	.294	31	102	22	30	4	0	1	11	37	12	1	15	8	2	.398	.363	.761	2	0	7	0	0	0	0	0	28	0	0
Other	.275	38	138	32	38	3	1	2	17	49	16	0	29	4	0	.357	.355	.712	1	1	2	0							
Team Total	.253	56	1841	252	466	86	7	14	216	608	180	8	393	44	23	.328	.330	.658	21	13	35	32							66
PITCHERS	W	L	ERA	G	GS	CG	SHO	SV	SVO	IP	H	R	ER	HR	HB	BB	IBB	SO	BK	WP	GO/AO	DP	WHIP	AVG	AB	TBF	SF	GF	HLD
* Balan, Petru	1	3	2.35	16	0	0	0	1	1	23.0	21	9	6	0	1	18	0	22	0	1	1.32	3	1.70	.247	85	106	1	6	3
Benninghoff, Tyler	2	2	3.89	10	7	0	0	0	0	39.1	27	19	17	1	4	26	0	28	1	7	0.77	2	1.35	.194	139	170	1	0	0
* Bentley, Denny	1	1	2.60	13	0	0	0	1	2	17.1	16	6	5	2	1	6	0	21	0	3	0.93	1	1.27	.242	66	73	0	4	0
Berroa, Prelander	2	0	2.29	9	8	0	0	0	0	39.1	31	17	10	0	2	15	0	38	0	5	1.05	3	1.17	.217	143	162	0	0	0
Breek, Donny	2	1	2.89	10	8	0	0	0	0	37.1	26	14	12	0	3	17	0	41	0	2	1.20	3	1.15	.197	132	153	0	0	0
* Cha, Erik	2	0	1.59	13	0	0	0	2	3	22.2	21	12	4	1	0	4	0	21	0	5	5.00	2	1.10	.247	85	94	2	5	0
Cruz, Steven	1	3	3.12	13	2	0	0	2	2	26.0	14	12	9	0	5	24	0	33	1	11	1.39	2	1.46	.156	90	119	0	4	1
* Featherstone, Zach	0	0	9.00	3	1	0	0	0	0	3.0	4	3	3	0	0	4	0	3	0	1	2.00	0	2.67	.308	13	17	0	0	0
German, Osiris	2	2	2.57	17	0	0	0	2	4	21.0	21	8	6	3	1	4	0	23	0	2	1.13	2	1.19	.273	77	83	1	7	1
Grace, Regi	2	1	5.06	6	1	0	0	0	1	10.2	13	9	6	0	1	4	0	8	0	1	1.30	2	1.59	.310	42	49	1	0	0
Leach, Landon	0	1	2.18	7	6	0	0	0	0	20.2	16	9	5	1	2	10	0	16	0	6	2.14	3	1.26	.216	74	88	1	0	0
Marin, Andriu	3	2	5.54	9	7	0	0	0	0	37.1	45	25	23	1	2	9	0	37	1	0	1.00	2	1.45	.298	151	163	0	0	0
Montero, Michael	4	1	2.41	12	1	0	0	1	1	33.2	26	12	9	1	6	10	0	21	0	3	1.00	0	1.07	.210	124	143	2	3	1
Navas, Junior	0	0	1.38	8	0	0	0	1	2	13.0	13	2	2	0	3	2	0	10	0	2	0.92	2	1.15	.283	46	53	1	3	0
Rimmel, Niklas	0	1	3.86	8	0	0	0	1	2	14.0	21	8	6	0	2	3	0	6	0	2	0.94	0	1.71	.356	59	67	2	3	0
Stowell, Dylan	1	0	2.74	12	1	0	0	2	2	23.0	21	9	7	1	1	7	0	21	0	1	1.13	1	1.22	.236	89	99	1	5	2
Teng, Kai-Wei	3	3	3.59	10	9	0	0	0	0	42.2	36	17	17	0	4	15	0	47	1	5	1.41	2	1.20	.226	159	179	1	0	0
Torres, Frandy	2	1	3.38	15	0	0	0	0	0	18.2	16	7	7	1	2	11	0	24	0	2	1.00	1	1.45	.229	70	85	1	6	2
Other	4	2	2.08	29	5	0	0	3	4	43.1	33	16	10	0	4	17	1	48	1	6	0.88	4	1.15	.210	157	179	1	10	5
Team Total	32	24	3.04	56	56	0	8	16	24	486.0	421	214	164	12	44	206	1	468	5	65	1.51	35	1.29	.234	1801	2082	16	56	15

KEY: * - lefthanded hitter/pitcher, # - switch hitter

Gulf Coast League East

	W	L	PCT	GB	Home	Away	Div	Streak	Last10
GCL Cardinals	40	16	.714	-	18-10	22-6	40-16	W8	9-1
GCL Astros	27	28	.491	12.5	15-12	12-16	27-28	L2	3-7
GCL Marlins	25	31	.446	15.0	14-14	11-17	25-31	W1	7-3
GCL Mets	24	31	.436	15.5	12-16	12-15	24-31	W1	4-6
GCL Nationals	23	33	.411	17.0	12-16	11-17	23-33	L5	2-8

Gulf Coast League Northeast

	W	L	PCT	GB	Home	Away	Div	Streak	Last10
GCL Phillies East	30	24	.556	-	17-10	13-14	16-5	L2	5-5
GCL Tigers East	26	28	.481	4.0	12-15	14-13	9-11	W2	5-5
GCL Braves	22	32	.407	8.0	7-20	15-12	10-11	L2	3-7
GCL Yankees East	19	35	.352	11.0	11-16	8-19	6-14	W1	5-5

Gulf Coast League Northwest

	W	L	PCT	GB	Home	Away	Div	Streak	Last10
GCL Tigers West	37	16	.698	-	19-7	18-9	18-8	W4	8-2
GCL Phillies West	30	24	.556	7.5	18-9	12-15	11-15	L1	6-4
GCL Pirates	27	25	.519	9.5	14-13	13-12	13-13	L1	7-3
GCL Yankees West	25	27	.481	11.5	13-12	12-15	14-11	L1	5-5
GCL Blue Jays	24	29	.453	13.0	13-14	11-15	9-18	W1	2-8

Gulf Coast League South

	W	L	PCT	GB	Home	Away	Div	Streak	Last10
GCL Red Sox	33	22	.600	-	19-8	14-14	33-22	L2	6-4
GCL Rays	33	23	.589	0.5	17-11	16-12	33-23	W3	7-3
GCL Twins	32	24	.571	1.5	19-9	13-15	32-24	W2	6-4
GCL Orioles	13	42	.236	20.0	9-19	4-23	13-42	L10	0-10

Copyright 2018 by Major League Baseball Advanced Media.

DSL Twins

Individual Statistics As of: 08/26/2018 04:43 PM EDT

W-L Record: 50-22

Choose a highlighted category to sort. NOTE: Rate stats do not use qualifiers.

		GI																				---GAMES BY POSITION---									
BATTERS		AVG	G	AB	R	H	2B	3B	HR	RBI	TB	BB	IBB	SO	SB	CS	OBP	SLG	OPS	SF	SAC	HBP	DP	1B	2B	3B	SS	OF	C	E	
*	Aguiar, Carlos	.228	33	101	19	23	5	4	2	24	42	14	1	30	6	5	.328	.416	.744	2	2	2	0	0	0	0	0	33	0	3	
	Baez, Luis	.188	50	101	23	19	2	1	1	12	26	14	0	22	14	3	.320	.257	.577	1	1	6	1	0	0	0	0	43	0	3	
#	Caceres, Jim	.265	55	185	38	49	5	7	3	23	77	27	1	29	15	5	.373	.416	.789	2	0	6	1	0	20	5	21	0	0	19	
*	Carrillo, Brahiap	.299	44	137	28	41	5	6	1	23	61	20	0	35	9	4	.384	.445	.829	2	0	0	1	0	0	0	0	42	0	3	
	Castro, Wilfri	.160	22	75	11	12	2	0	0	2	14	8	0	16	3	2	.284	.187	.471	0	2	5	2	0	0	0	0	0	20	1	
	Feliz, Jesus	.289	38	142	18	41	11	4	3	21	69	3	0	25	9	6	.322	.486	.808	2	1	5	3	1	7	10	20	0	0	15	
*	Gomez, Luis	.326	43	138	34	45	7	3	0	22	58	31	0	32	15	6	.453	.420	.874	1	1	2	0	0	5	7	27	2	0	10	
	Heredia, Victor	.330	60	233	47	77	16	4	8	56	125	14	2	40	1	4	.369	.536	.906	8	0	5	2	55	0	0	0	0	2	8	
#	Martinez, Francisco	.278	36	126	19	35	3	8	2	24	60	13	0	48	2	2	.345	.476	.821	2	0	1	1	0	0	0	0	19	0	5	
*	Milla, Luis	.301	51	173	31	52	9	4	3	26	78	26	1	39	11	9	.391	.451	.842	2	4	1	2	0	0	0	0	51	0	1	
	Morales, Jeferson	.303	53	178	44	54	15	6	1	22	84	41	0	29	17	11	.466	.472	.937	0	0	13	0	0	0	0	0	1	34	9	
	Pena, Yelinson	.239	27	88	10	21	3	0	0	9	24	17	0	17	3	3	.368	.273	.641	0	1	1	0	0	0	20	0	0	0	11	
*	Reyes, Felix	.143	19	49	3	7	1	0	0	0	8	4	0	21	2	1	.236	.163	.400	0	0	2	0	0	0	0	0	17	0	0	
	Roberto, Nelson	.156	24	77	8	12	1	3	0	7	19	4	0	44	2	1	.212	.247	.459	2	0	2	1	0	0	0	0	23	0	0	
#	Santana, Ruben	.324	51	173	44	56	15	6	0	30	83	23	1	19	15	6	.408	.480	.888	2	1	3	1	4	19	5	1	20	0	5	
#	Toribio, Sergio	.203	23	69	8	14	2	2	0	11	20	7	0	19	1	0	.273	.290	.563	1	1	0	2	1	0	0	0	0	20	3	
#	Urdaneta, Nomar	.261	38	119	27	31	1	3	0	13	38	16	0	26	2	6	.366	.319	.686	2	2	5	2	0	25	0	6	0	0	5	
	Valdez, Wander	.260	51	177	32	46	7	5	3	34	72	26	2	42	5	3	.354	.407	.761	4	0	2	2	20	0	33	0	0	0	7	
	Team Total	.271	72	2341	444	635	110	66	27	359	958	308	8	533	132	77	.366	.409	.775	33	16	61	21							115	
PITCHERS		W	L	ERA	G	GS	CG	SHO	SV	SVO	IP	H	R	ER	HR	HB	BB	IBB	SO	BK	WP	GO/AO	DP	WHIP	AVG	AB	TBF	SF	GF	HLD	
	Banks, Alex	1	1	8.59	10	2	0	0	0	1	14.2	20	15	14	1	3	9	0	13	1	3	0.67	1	1.98	.317	63	75	0	2	0	
	Bermudez, Jose	4	4	4.01	16	14	0	0	0	0	67.1	64	34	30	2	1	15	0	67	2	14	1.28	4	1.17	.245	261	277	0	1	0	
*	Carrillo, Brahiap	1	0	0.00	1	0	0	0	0	0	0.2	0	0	0	0	1	1	0	0	0	0	1.00	0	1.50	.000	2	4	0	1	0	
	Castro, Cristian	3	6	4.73	17	9	0	0	0	1	53.1	46	41	28	4	7	30	0	60	0	7	1.44	4	1.43	.231	199	238	1	4	0	
	Causado, Moises	0	0	0.00	5	0	0	0	1	1	5.2	3	0	0	0	0	3	0	4	0	0	2.25	0	1.06	.150	20	23	0	1	0	
*	De La Cruz, Luciano	7	0	3.93	20	4	0	0	2	4	55.0	53	29	24	4	1	21	0	56	0	4	1.26	1	1.35	.241	220	244	1	4	1	
	Escobar, Anthony	5	1	1.10	14	10	0	0	0	0	57.1	29	14	7	1	6	14	0	53	0	3	1.40	2	0.75	.144	202	222	0	0	0	
	Feliz, Rafael	2	1	8.00	12	0	0	0	0	3	18.0	23	20	16	1	1	7	0	15	0	6	3.00	2	1.67	.295	78	86	0	3	2	
	Garcia, Yeremi	4	0	2.33	15	0	0	0	1	2	27.0	28	9	7	0	0	16	1	24	1	7	1.16	3	1.63	.267	105	122	0	4	5	
	German, Giovahniey	2	0	10.26	14	0	0	0	0	0	16.2	22	19	19	2	5	17	0	11	0	8	1.06	2	2.34	.344	64	88	1	2	4	
	Guevara, Jose	2	2	2.48	17	0	0	0	6	7	29.0	29	14	8	1	2	15	0	35	2	2	1.36	2	1.52	.252	115	133	1	13	0	
	Guzman, Yoiby	1	0	7.59	20	0	0	0	3	4	32.0	34	36	27	1	3	26	0	35	0	12	3.92	2	1.88	.256	133	162	0	8	2	
	Martinez, Francisco	0	0	6.75	1	0	0	0	0	0	1.1	2	1	1	0	0	1	0	3	0	0	1.00	0	2.25	.333	6	7	0	1	0	
	Mateo, Yordin	3	1	3.26	12	8	0	0	1	1	38.2	33	18	14	2	3	14	1	28	0	5	1.00	2	1.22	.231	143	162	2	2	0	
	Moreno, Danny	0	0	1.14	18	1	0	0	7	7	23.2	13	4	3	0	3	4	0	21	0	4	1.63	2	0.72	.157	83	91	0	15	0	
	Perez, Bryant	3	0	1.06	10	5	0	0	0	0	34.0	22	8	4	1	2	10	0	40	0	8	0.55	1	0.94	.182	121	133	0	1	0	
	Rodriguez, Miguel	3	1	4.99	13	5	0	0	0	1	30.2	28	19	17	0	0	12	0	35	1	3	0.94	0	1.30	.235	119	135	2	1	0	
	Sanchez, Fernando	6	2	3.12	20	0	0	0	2	3	40.1	27	18	14	1	6	16	0	28	0	7	1.53	5	1.07	.191	141	163	0	8	2	
*	Toledo, Jesus	2	2	3.21	14	12	0	0	0	0	53.1	44	25	19	1	8	21	0	67	2	16	2.52	2	1.22	.217	203	235	1	0	0	
	Other	1	1	3.18	7	2	0	0	0	0	22.2	22	12	8	0	0	10	0	28	0	3	0.79	1	1.41	.242	91	103	2	1	0	
	Team Total	50	22	3.75	72	72	0	4	23	35	621.1	542	336	259	22	52	262	2	623	9	112	1.89	36	1.29	.229	2369	2703	11	72	16	

KEY: * - lefthanded hitter/pitcher, # - switch hitter

Dominican Summer League South

	W	L	PCT	GB	Home	Away	Div	Streak	Last10
DSL Cardinals Blue	51	21	.708	-	27-9	24-12	51-21	L1	8-2
DSL Twins	50	22	.694	1.0	26-10	24-12	50-22	W1	7-3
DSL Mets1	47	25	.653	4.0	27-9	20-16	47-25	W2	7-3
DSL Nationals	36	36	.500	15.0	20-16	16-20	36-36	W1	5-5
DSL Phillies Red	31	40	.437	19.5	20-16	11-24	31-40	L1	5-5
DSL Yankees	29	42	.408	21.5	15-20	14-22	29-42	W3	5-5
DSL Rockies	22	50	.306	29.0	10-26	12-24	22-50	L5	2-8
DSL Angels	21	51	.292	30.0	14-22	7-29	21-51	L6	1-9

Minor League Clips

Remember him? Kennys Vargas picked as a Triple-A postseason all-star

Derek Wetmore | ESPN 1500 | August 29, 2018

Kennys Vargas on Tuesday was named the DH of the International League postseason all-star team.

Vargas has hit .234/.322/.415 with 20 homers this season for the Triple-A Rochester Red Wings. It's a nice achievement for Vargas, who seemed to be generally well-liked by his teammates. It's his third all-star team in the minor leagues, including 2010 and 2013 in the low minors.

Even so, his days in the Twins' organization could very well be numbered. He was once showing off his power from both sides of the plate at Target Field, but he was played out of the long-term plans when his bat was not a big differentiator for his position. In parts of 3 seasons in Minnesota, the big DH/first baseman hit .252/.311/.437 with the Twins. That's a decent batting line, but it's not quite as impressive from a defensively limited player whose value rests entirely on his hitting.

Vargas was clearly in limbo with the Twins as soon as they signed DH Logan Morrison this past winter (spring training). Vargas outlasted Byung Ho Park as a DH/first base candidate, but he didn't supplant Joe Mauer and then Morrison jumped into the fold late. He was DFA'd toward the end of spring training, and after a brief "detour" with the Reds organization, he was reclaimed by the Twins and stashed in Rochester. Now, the Twins have other interesting DH options like Tyler Austin, Jake Cave or Miguel Sano.

Vargas has been on a tear at the plate in recent weeks. But I'm not sure that he'll be the first in line for a September call-up, considering his place outside the 40-man roster. (The Twins could very easily create a few additional openings on the roster, but would they have any plate appearances to give to Vargas right now?)

Lookouts rebound slightly at AT&T turnstiles

David Paschall | Times Free Press | August 29, 2018

The Chattanooga Lookouts went out like a lamb Tuesday night, losing their home finale 9-2 to Jacksonville.

An announced AT&T Field crowd of 2,263 attended the game, giving Chattanooga a total home attendance of 214,811 for the season and an average of 3,206 per game. Each of those numbers is up from last season, when the Lookouts drew 209,948 fans and 3,181 per game.

"We've done a better job this year of asking people earlier to come out," Lookouts general manager Rich Mozingo said Tuesday night, "and I really think our entertainment continues to go up and get better and better. We've done a great job of incorporating our video board with what we're doing at the ballpark.

"We've also continued to increase our menu and our concession stands. We've done a better job of providing things that people enjoy."

Although the Lookouts played before more fans this season at AT&T, their total attendance was the second-lowest in the facility's 19-year history. Chattanooga's average attendance was its third-worst, ranking ahead of last year and the 2016 average of 3,193.

Chattanooga's average home attendance this season will rank sixth among the 10 Southern League teams.

"The conversation I've had within our league and inside this building is that we've fought weather all year long," Mozingo said. "You hear on the news that it's been an unbelievably rainy summer, and we've just had more rain than we've had in I don't know how long. We're fortunate to get the games in that we've gotten in.

"More than anything, we fought the forecast all summer long. When you get up in the morning and there is an 80 percent chance of rain, that changes the decisions of people. With what we faced, we actually had a pretty good year."

The Lookouts dropped to 27-36 in the second half and 63-69 overall with Tuesday's defeat. They are off today before closing the season with a five-game series at Jackson, Tennessee.