



CHICAGO WHITE SOX


MINOR LEAGUE REPORT

Chicago White Sox • Media Relations Department • 333 W. 35th Street • Chicago, IL 60616 • Phone: 312-674-5300 • Fax: 312-674-5847
Senior Director: Bob Beghtol • Assistant Director: Ray Garcia • Manager: Billy Russo • Coordinators: Joe Roti and Hannah Sundwall
© 2018 Chicago White Sox • whitesox.com • loswhitesox.com • whitesoxpressbox.com • @whitesox


ORGANIZATIONAL GAMES OF JULY 9, 2018

	CLASS AAA CHARLOTTE KNIGHTS	YESTERDAY: All-Star Break	WP: LP: SV:	RECORD: 40-49 PLACE: 3rd GA/GB: -11.5
LEAGUE: INTERNATIONAL WILL RESUME PLAY THURSDAY JULY 12 VS. DURHAM				

- Charlotte will be on the All-Star Break from July 10-12 ... RHP **Thyago Vieira** will represent Charlotte.

	CLASS AA BIRMINGHAM BARONS	YESTERDAY: W, 8-1 vs. Mississippi	WP: Lambert (2-1) LP: Sanchez (1-3) SV: None	RECORD: 10-8 PLACE: T2nd GA/GB: -2.0
LEAGUE: SOUTHERN TONIGHT'S OPPONENT: VS. MISSISSIPPI TONIGHT'S PROBABLE: LHP BERNARDO FLORES (2-1, 1.35 ERA)				

- Starter **Jimmy Lambert** recorded his second win after allowing one run on seven hits with nine strikeouts over 7.0 IP.
- Reliever **Zach Thompson** extended his scoreless streak to 5.0 IP (three appearances).
- Joel Booker** extended his hitting streak to four games ... is batting .263 (5-19) with one double and two RBI during the streak.

	CLASS A WINSTON-SALEM DASH*	YESTERDAY: W, 7-3 at Salem	WP: Hickman (2-2) LP: Gonzalez (7-3) SV: None	RECORD: 13-5 PLACE: 1st GA/GB: +0.5
LEAGUE: CAROLINA TONIGHT'S OPPONENT: AT SALEM TONIGHT'S PROBABLE: RHP BIAKE BATTENFIELD (1-0, 3.18 ERA)				


- Winston-Salem recorded a season-high 10 doubles.
- Starter **Blake Hickman** recorded his second win of the season after allowing two runs on six hits over 6.0 IP.
- Gavin Sheets** recorded a career-high three doubles ... is batting .385 (30-78) with eight doubles, two home runs and 14 RBI over the second half.

	CLASS A KANNAPOLIS INTIMIDATORS	YESTERDAY: L, 6-2 vs. Lakewood	WP: Ledo (4-1) LP: Cabrera (0-2) SV: Mockbee (1)	RECORD: 9-9 PLACE: T3rd GA/GB: -1.5
LEAGUE: SOUTH ATLANTIC TONIGHT: OFF-DAY 				

- Starter **Yosmer Solorzano** did not factor into the decision after allowing two runs on seven hits over 4.2 IP.
- Reliever **Luis Ledo** recorded his fourth win of the season after tossing 2.1 scoreless IP ... extended his scoreless streak to 5.2 IP (two appearances).
- Reliever **Joe Mockbee** recorded his first save of the season after tossing 0.1 scoreless IP.
- Craig Dedelow** extended his hitting streak to four games ... is batting .313 (5-16) with three doubles and six RBI during the streak.

	ADVANCED ROOKIE GREAT FALLS VOYAGERS	YESTERDAY: OFF-DAY	WP: LP: SV:	RECORD: 13-11 PLACE: T1st GA/GB: +4.0
LEAGUE: PIONEER TONIGHT'S OPPONENT: VS. OREM TONIGHT'S PROBABLE: TBD				

- Great Falls had an off-day yesterday, will play tonight at Orem.

	ARIZONA ROOKIE LEAGUE WHITE SOX	YESTERDAY: Postponed	WP: LP: SV:	RECORD: 10-7 PLACE: 2nd GA/GB: -2.0
LEAGUE: ARIZONA TONIGHT'S OPPONENT: VS. AZL PADRES TONIGHT'S PROBABLE: TBD				

- Arizona Rookie's game was postponed due to rain ... no make-up date has been announced.

* Won the Carolina League Southern Division First-Half Title

Copyright 2018 by Major League Baseball Advanced Media.

Charlotte Knights Individual Statistics As of: 07/08/2018 03:56 PM EDT
 Choose a highlighted category to sort. NOTE: Rate stats do not use qualifiers.

W-L Record: 40-49

GI ---GAMES BY POSITION---

BATTERS	AVG	G	AB	R	H	2B	3B	HR	RBI	TB	BB	IBB	SO	SB	CS	OBP	SLG	OPS	SF	SAC	HBP	DP	1B	2B	3B	SS	OF	C	E
# Alvarez, Eddy	.279	64	201	32	56	22	2	4	23	94	25	0	49	4	2	.364	.468	.831	2	1	3	4	0	37	1	25	0	0	8
# Austin, Brett	.400	5	15	0	6	0	0	0	2	6	1	0	4	0	0	.438	.400	.838	0	0	0	0	0	0	0	0	0	5	0
Brett, Ryan	.077	6	13	0	1	0	0	0	0	1	1	0	5	1	0	.143	.077	.220	0	1	0	0	0	1	0	4	0	1	
Cordell, Ryan	.132	10	38	1	5	2	0	0	3	7	1	0	17	2	0	.150	.184	.334	1	0	0	1	0	0	0	10	0	0	
Elmore, Jake	.275	61	193	29	53	10	1	1	16	68	38	0	39	5	1	.402	.352	.754	3	1	5	8	0	17	13	14	12	0	2
Gameau, Dustin	.203	22	69	7	14	5	0	2	12	25	9	0	21	0	1	.304	.362	.666	0	0	1	0	0	0	0	0	1	20	3
# Gillaspie, Casey	.228	66	237	20	54	17	0	3	20	80	23	1	86	0	0	.294	.338	.631	2	0	0	2	64	0	0	0	0	0	5
Jimenez, Eloy	.293	12	41	4	12	1	0	2	4	19	5	0	5	0	1	.383	.463	.846	0	0	1	2	0	0	0	0	11	0	0
Leonard, Patrick	.216	78	278	23	60	15	2	5	25	94	22	1	93	1	1	.282	.338	.620	1	1	4	9	4	0	64	0	0	0	7
# May, Jacob	.248	69	262	23	65	12	0	2	27	83	18	0	63	14	10	.300	.317	.617	1	5	2	2	0	0	0	0	69	0	1
* Robbins, Mason	.286	51	189	20	54	9	3	2	24	75	8	0	41	3	1	.312	.397	.708	2	0	0	6	0	0	0	0	44	0	0
Rondon, Jose	.256	46	180	26	46	8	3	9	20	87	12	0	47	3	3	.304	.483	.787	1	0	1	4	0	0	0	46	0	0	7
* Skole, Matt	.243	73	263	34	64	19	1	9	25	112	36	0	78	1	1	.338	.426	.764	1	0	2	0	24	0	14	0	0	0	0
Thompson, Trayce	.206	10	34	2	7	2	0	0	3	9	3	0	14	0	0	.270	.265	.535	0	0	0	2	0	0	0	0	10	0	0
Zavala, Seby	.211	15	57	3	12	4	0	0	6	16	3	0	16	0	1	.258	.281	.539	1	0	1	2	0	0	0	0	0	11	0
Other	.227	238	860	93	195	35	2	16	79	282	73	1	209	19	8	.292	.328	.620	4	6	8	14							
Team Total	.240	89	2930	317	704	161	14	55	289	1058	278	3	787	53	30	.310	.361	.671	19	15	28	56							51

PITCHERS	W	L	ERA	G	GS	CG	SHO	SV	SVO	IP	H	R	ER	HR	HB	BB	IBB	SO	BK	WP	GO/AO	DP	WHIP	AVG	AB	TBF	SF	GF	HLD
Adams, Spencer	1	2	2.97	5	5	0	0	0	0	33.1	28	11	11	4	1	11	0	18	0	0	0.88	5	1.17	.231	121	133	0	0	0
* Bummer, Aaron	1	2	4.15	13	0	0	0	0	0	13.0	13	6	6	0	0	6	0	17	0	1	2.50	1	1.46	.255	51	57	0	2	4
Danish, Tyler	1	3	3.29	24	2	0	0	0	3	54.2	49	20	20	6	1	24	0	40	0	3	1.54	6	1.34	.239	205	231	0	2	2
Elmore, Jake	0	0	18.00	1	0	0	0	0	0	1.0	2	2	2	1	0	2	0	0	0	0	1.00	1	4.00	.500	4	6	0	1	0
Fulmer, Carson	3	5	5.80	9	9	0	0	0	0	45.0	51	30	29	7	1	32	0	41	0	9	0.70	5	1.84	.290	176	210	0	0	0
Gomez, Jeanmar	5	0	2.03	30	0	0	0	2	4	40.0	35	11	9	2	0	13	0	35	0	3	1.89	6	1.20	.240	146	161	0	9	4
* Guerrero, Jordan	1	0	3.60	2	2	0	0	0	0	10.0	10	4	4	0	0	5	0	6	0	0	1.30	1	1.50	.256	39	44	0	0	0
Hamilton, Ian	1	0	0.00	6	0	0	0	3	3	6.2	2	0	0	0	1	1	0	9	0	0	1.50	1	0.45	.095	21	23	0	6	0
Infante, Gregory	2	4	5.14	25	0	0	0	5	9	28.0	29	17	16	6	1	9	1	29	0	1	1.27	2	1.36	.274	106	118	1	17	1
Kopech, Michael	3	7	4.70	17	17	0	0	0	0	82.1	62	48	43	6	11	56	0	111	1	10	0.87	8	1.43	.211	294	369	6	0	0
Pinto, Ricardo	0	1	6.85	13	1	0	0	0	1	23.2	34	18	18	5	2	15	0	21	0	2	1.19	3	2.07	.337	101	118	0	2	2
Scahill, Rob	2	2	4.50	34	0	0	0	5	6	38.0	40	20	19	3	2	14	0	47	0	4	1.54	1	1.42	.267	150	169	1	14	7
Stephens, Jordan	3	3	3.69	11	11	0	0	0	0	61.0	58	28	25	5	4	17	0	55	0	3	0.61	4	1.23	.249	233	255	1	0	0
Vieira, Thyago	0	3	4.54	32	0	0	0	4	5	37.2	33	20	19	2	3	24	0	46	1	11	0.91	0	1.51	.232	142	171	1	17	3
Other	17	17	4.17	110	42	1	0	2	4	302.1	299	164	140	20	13	106	1	265	0	22	1.63	33	1.34	.260	1152	1291	16	18	13
Team Total	40	49	4.18	89	89	1	5	21	35	776.2	745	399	361	67	40	335	2	740	2	69	1.53	77	1.39	.253	2941	3356	26	88	36

KEY: * - lefthanded hitter/pitcher, # - switch hitter

Birmingham Barons (42-44) 8, Mississippi Braves (37-51) 1
July 9, 2018

	1	2	3	4	5	6	7	8	9	R	H	E
Mississippi	0	0	1	0	0	0	0	0	0	1	9	0
Birmingham	3	0	1	0	2	0	0	2	x	8	10	0

Mississippi	AB	R	H	RBI	BB	SO	LOB	AVG	Birmingham	AB	R	H	RBI	BB	SO	LOB	AVG
Lien, CF	4	0	1	0	1	2	4	.199	Booker, LF	5	1	1	1	0	0	2	.271
Neslony, RF	5	0	0	1	0	0	5	.232	Basabe, Luis Alex, CF	3	3	1	0	2	1	2	.211
Marlette, 1B	4	0	0	0	0	1	2	.266	Collins, C	2	1	1	1	3	0	0	.253
Jackson, A, C	3	0	1	0	0	1	0	.210	Michalczewski, 2B	4	1	3	2	1	0	3	.252
Valenzuela, DH	4	0	1	0	0	2	1	.288	Mendick, SS	4	0	0	1	0	1	6	.231
Demeritte, LF	4	0	1	0	0	2	3	.216	Rose, 1B	4	1	2	1	0	1	2	.195
Marte, L, SS	4	1	2	0	0	1	1	.313	Flete, 3B	3	1	0	0	1	1	2	.256
Lockhart, 3B	4	0	2	0	0	1	1	.240	Call, RF	3	0	1	0	1	2	0	.229
Salazar, 2B	4	0	1	0	0	1	2	.222	Fisher, DH	4	0	1	1	0	2	1	.233
Sanchez, R, P	0	0	0	0	0	0	0	.000	Lambert, P	0	0	0	0	0	0	0	.000
Lietz, P	0	0	0	0	0	0	0	.000	Johansen, P	0	0	0	0	0	0	0	.000
Pike, P	0	0	0	0	0	0	0	.000	Thompson, P	0	0	0	0	0	0	0	.000
Totals	36	1	9	1	1	11	19	.240	Totals	32	8	10	7	8	8	18	.241

BATTING

2B: Lien (15, Lambert); Lockhart (10, Lambert).
3B: Demeritte (4, Lambert).
TB: Lien 2; Salazar; Demeritte 3; Lockhart 3; Marte, L 2; Valenzuela; Jackson, A.
RBI: Neslony (36).
Runners left in scoring position, 2 out: Marlette; Marte, L; Neslony 2; Lien; Demeritte.
Team RISP: 1-for-10.
Team LOB: 10.

FIELDING

DP: (Marte, L-Salazar-Marlette).
Pickoffs: Jackson, A (Call at 1st base).

BATTING

2B: Michalczewski (16, Sanchez, R); Rose (11, Lietz).
TB: Basabe, Luis Alex; Rose 3; Call; Fisher; Michalczewski 4; Collins; Booker.
RBI: Collins (43); Michalczewski 2 (44); Mendick (35); Rose (32); Fisher (21); Booker (5).
2-out RBI: Rose.
Runners left in scoring position, 2 out: Rose 2; Flete 2; Michalczewski 2.
GIDP: Mendick.
Team RISP: 5-for-13.
Team LOB: 8.

BASERUNNING

SB: Basabe, Luis Alex (4, 3rd base off Sanchez, R/Jackson, A); Collins (5, 2nd base off Sanchez, R/Jackson, A).
CS: Call (1, 2nd base by Sanchez, R/Jackson, A).
PO: Call (1st base by Jackson, A).

Mississippi	IP	H	R	ER	BB	SO	HR	ERA	Birmingham	IP	H	R	ER	BB	SO	HR	ERA
Sanchez, R (L, 1-3)	4.1	6	6	6	5	4	0	7.53	Lambert (W, 2-1)	7.0	7	1	1	0	9	0	4.50
Lietz	2.2	2	0	0	0	4	0	5.40	Johansen	1.0	1	0	0	0	1	0	4.44
Pike	1.0	2	2	2	3	0	0	2.76	Thompson	1.0	1	0	0	1	1	0	3.86
Totals	8.0	10	8	8	8	8	0	3.73	Totals	9.0	9	1	1	1	11	0	4.27

Game Scores: Sanchez, R 30; Lambert 74.

WP: Pike.

HBP: Jackson, A (by Johansen).

Pitches-strikes: Sanchez, R 90-48; Lietz 34-21; Pike 29-15; Lambert 105-76; Johansen 14-7; Thompson 23-14.

Groundouts-flyouts: Sanchez, R 4-1; Lietz 3-0; Pike 2-0; Lambert 7-3; Johansen 0-2; Thompson 1-1.

Batters faced: Sanchez, R 22; Lietz 10; Pike 8; Lambert 28; Johansen 5; Thompson 5.

Inherited runners-scored: Lietz 3-2.

Umpires: HP: Edwin Moscoso. 1B: Tyler Jones. 3B: Brock Ballou.

Weather: 86 degrees, partly cloudy.

Wind: 3 mph, Out to RF.

First pitch: 7:05 PM.

T: 2:41.

Att: 3,454.

Venue: Regions Field.

July 9, 2018

Compiled by MLB Advanced Media

Copyright 2018 by Major League Baseball Advanced Media.

Birmingham Barons Individual Statistics As of: 07/09/2018 11:18 PM EDT

W-L Record: 42-44

Choose a highlighted category to sort. NOTE: Rate stats do not use qualifiers.

		GI																				--GAMES BY POSITION--									
BATTERS		AVG	G	AB	R	H	2B	3B	HR	RBI	TB	BB	IBB	SO	SB	CS	OBP	SLG	OPS	SF	SAC	HBP	DP	1B	2B	3B	SS	OF	C	E	
*	Barnum, Keon	.202	50	168	15	34	7	0	8	26	65	7	0	62	0	0	.239	.387	.626	0	0	1	7	47	0	0	0	0	0	2	
#	Basabe, Luis Alexander	.211	18	71	14	15	0	2	0	4	19	8	0	24	4	1	.291	.268	.559	0	1	0	1	0	0	0	0	17	0	0	
	Booker, Joel	.271	16	70	13	19	5	0	1	5	27	2	0	22	1	2	.301	.386	.687	0	1	1	1	0	0	0	0	16	0	1	
	Call, Alex	.229	16	48	4	11	2	0	2	4	19	6	0	17	0	1	.327	.396	.723	0	0	1	1	0	0	0	0	14	0	1	
*	Collins, Zack	.253	79	261	41	66	14	1	11	43	115	73	1	99	5	0	.413	.441	.854	5	1	2	3	0	0	0	0	0	46	5	
*	Delmonico, Nicky	.125	3	8	1	1	0	0	0	0	1	0	0	2	0	0	.125	.125	.250	0	0	0	2	0	0	0	0	2	0	0	
*	Fisher, Jameson	.233	72	240	25	56	11	2	5	21	86	31	1	87	2	3	.326	.358	.684	2	2	3	3	0	0	0	0	64	0	8	
*	Flete, Bryant	.256	55	176	21	45	10	1	1	19	60	23	1	47	3	5	.351	.341	.692	0	1	3	4	0	35	16	3	0	0	12	
	Gonzalez, Alfredo	.273	7	22	1	6	1	0	0	1	7	1	0	9	0	0	.304	.318	.623	0	0	0	0	0	0	0	0	0	0	7	0
	Mendick, Danny	.231	82	281	39	65	16	0	10	35	111	30	0	59	12	6	.309	.395	.704	5	1	4	6	0	0	0	82	0	0	11	
#	Michalczewski, Trey	.252	76	266	28	67	16	4	4	44	103	18	1	83	4	2	.305	.387	.693	8	1	6	6	0	48	27	0	0	0	8	
	Polo, Tito	.245	46	163	22	40	6	3	1	8	55	12	0	34	15	4	.313	.337	.650	0	2	4	5	0	0	0	0	45	0	2	
	Rose, Matt	.195	69	256	28	50	11	0	12	32	97	25	0	95	0	0	.270	.379	.648	0	0	1	4	24	0	45	1	0	0	14	
#	Schroeder, Casey	.000	2	7	2	0	0	0	0	0	0	2	0	3	0	0	.222	.000	.222	0	0	0	1	0	0	0	0	0	2	1	
	Other	.261	210	740	113	193	34	4	26	105	313	72	0	205	2	2	.329	.423	.751	11	1	8	16								
	Team Total	.241	86	2777	367	668	133	17	81	347	1078	310	4	848	48	26	.321	.388	.709	31	11	34	60								90
PITCHERS		W	L	ERA	G	GS	CG	SHO	SV	SVO	IP	H	R	ER	HR	HB	BB	IBB	SO	BK	WP	GO/AO	DP	WHIP	AVG	AB	TBF	SF	GF	HLD	
	Brennan, Brandon	2	1	3.38	26	1	0	0	1	1	45.1	33	20	17	3	2	15	0	40	0	8	1.44	2	1.06	.196	168	185	0	7	5	
	Burr, Ryan	2	2	3.11	25	0	0	0	1	4	37.2	26	14	13	3	0	21	0	34	0	6	1.31	5	1.25	.197	132	155	2	7	6	
	Cease, Dylan	1	0	3.24	3	3	0	0	0	0	16.2	14	6	6	2	0	7	0	23	0	1	0.92	0	1.26	.230	61	69	1	0	0	
*	Clark, Brian	1	1	4.70	25	2	0	0	1	1	38.1	37	23	20	2	0	14	1	43	0	1	1.03	3	1.33	.257	144	161	2	7	4	
*	Clarkin, Jan	3	5	6.29	9	9	1	0	0	0	48.2	57	38	34	6	3	24	0	21	0	5	1.27	1	1.66	.295	193	221	1	0	0	
	Dunning, Dane	5	2	2.76	11	11	0	0	0	0	62.0	57	24	19	0	3	23	0	69	0	4	1.18	8	1.29	.243	235	262	0	0	0	
*	Flores, Bernardo	2	1	1.35	3	3	0	0	0	0	20.0	14	3	3	0	2	5	0	12	0	2	1.81	2	0.95	.203	69	78	0	0	0	
	Foster, Matt	0	1	2.70	6	0	0	0	0	0	6.2	6	5	2	1	0	5	0	5	0	0	0.75	0	1.65	.240	25	30	0	1	0	
	Hansen, Alec	0	4	6.04	5	5	0	0	0	0	22.1	22	18	15	3	0	17	0	23	1	3	0.48	1	1.75	.265	83	102	2	0	0	
	Johansen, Jake	1	2	4.44	17	0	0	0	1	2	26.1	33	18	13	0	2	9	0	18	0	2	1.25	1	1.59	.295	112	125	1	5	3	
	Lambert, Jimmy	2	1	4.50	3	3	0	0	0	0	16.0	19	8	8	2	0	4	0	18	0	3	1.00	1	1.44	.297	64	71	3	0	0	
	Ruiz, Jose	2	0	2.42	17	0	0	0	6	6	26.0	15	9	7	0	1	8	1	34	0	2	0.71	2	0.88	.170	88	99	0	9	0	
	Thompson, Zach	0	0	3.86	6	0	0	0	1	1	9.1	12	5	4	2	0	3	0	12	0	4	3.00	1	1.61	.300	40	43	0	4	1	
*	Tomshaw, Matt	4	4	5.16	13	13	1	0	0	0	75.0	94	47	43	6	3	9	0	63	0	2	0.87	4	1.37	.297	316	330	1	0	0	
*	Turner, Colton	5	2	0.75	15	0	0	0	3	3	24.0	16	6	2	0	0	6	0	23	1	1	1.00	3	0.92	.186	86	93	1	6	0	
	Other	12	18	4.91	106	36	0	0	13	16	271.1	312	164	148	23	8	107	0	278	2	20	1.03	21	1.54	.288	1084	1213	9	38	6	
	Team Total	42	44	4.27	86	86	2	6	27	34	745.2	767	408	354	53	24	277	2	716	4	64	1.31	55	1.40	.264	2900	3237	23	84	25	

KEY: * - lefthanded hitter/pitcher, # - switch hitter

Winston-Salem Dash (54-34) 7, Salem Red Sox (42-44) 3
July 9, 2018

	1	2	3	4	5	6	7	8	9	R	H	E
Winston-Salem	1	1	0	0	2	0	0	1	2	7	12	0
Salem	1	0	0	1	0	0	0	1	0	3	9	0

Winston-Salem	AB	R	H	RBI	BB	SO	LOB	AVG	Salem	AB	R	H	RBI	BB	SO	LOB	AVG
Gonzalez, L, DH	4	1	1	1	0	1	1	.313	Hill, RF	3	1	0	0	2	0	1	.243
Rivera, SS	5	1	2	0	0	1	1	.319	Netzer, 2B	4	0	1	0	1	1	3	.292
Rutherford, CF	5	1	2	0	0	0	2	.301	Chatham, SS	3	1	2	1	0	0	1	.322
Roman, 2B	4	1	1	1	1	2	1	.288	Dalbec, 3B	3	0	1	0	1	0	2	.250
Sheets, 1B	4	2	3	3	0	0	0	.292	Downs, 1B	3	1	1	0	1	0	3	.241
Mercedes, Y, C	4	0	1	1	1	0	2	.268	Osinski, DH	4	0	1	1	0	0	2	.235
Forbes, 3B	4	0	1	1	0	0	4	.291	Scott, Ry, LF	3	0	0	0	1	1	2	.218
Yrizarri, LF	4	0	0	0	0	0	1	.240	Procysphen, C	4	0	2	1	0	0	2	.205
Remillard, RF	3	1	1	0	1	1	1	.247	Madera, CF	4	0	1	0	0	1	2	.233
Hickman, P	0	0	0	0	0	0	0	.000	Gonzalez, D, P	0	0	0	0	0	0	0	.000
Dopico, P	0	0	0	0	0	0	0	.000	Smith, H, P	0	0	0	0	0	0	0	.000
Walsh, P	0	0	0	0	0	0	0	.000	Cosart, P	0	0	0	0	0	0	0	.000
Totals	37	7	12	7	3	5	13	.272	Totals	31	3	9	3	6	3	18	.254

BATTING

2B: Rutherford 2 (18, Gonzalez, D, Cosart); Remillard (11, Gonzalez, D); Rivera 2 (9, Gonzalez, D, Gonzalez, D); Sheets 3 (18, Gonzalez, D, Cosart, Cosart); Forbes (12, Cosart); Roman (11, Cosart).
TB: Remillard 2; Rivera 4; Rutherford 4; Roman 2; Gonzalez, L; Sheets 6; Forbes 2; Mercedes, Y.
RBI: Sheets 3 (38); Gonzalez, L (9); Mercedes, Y (29); Forbes (36); Roman (28).
2-out RBI: Sheets 2; Mercedes, Y; Roman.
Runners left in scoring position, 2 out: Forbes 2; Rutherford; Remillard; Mercedes, Y.
SF: Sheets; Gonzalez, L.
Team RISP: 5-for-13.
Team LOB: 8.

BATTING

TB: Netzer; Procysphen 2; Madera; Dalbec; Chatham 2; Downs; Osinski.
RBI: Chatham (25); Procysphen (11); Osinski (5).
2-out RBI: Procysphen; Osinski.
Runners left in scoring position, 2 out: Dalbec; Madera; Procysphen; Netzer.
SF: Chatham.
GIDP: Chatham; Netzer; Downs.
Team RISP: 2-for-8.
Team LOB: 8.

FIELDING

DP: 3 (Rivera-Roman-Sheets; Roman-Rivera-Sheets; Sheets-Rivera-Dopico).

Winston-Salem	IP	H	R	ER	BB	SO	HR	ERA	Salem	IP	H	R	ER	BB	SO	HR	ERA
Hickman (W, 2-2)	6.0	6	2	2	4	0	0	7.02	Gonzalez, D (L, 7-3)	6.0	7	4	4	3	1	0	3.43
Dopico (H, 5)	2.0	2	1	1	2	1	0	4.10	Smith, H	1.0	0	0	0	0	1	0	5.95
Walsh	1.0	1	0	0	0	2	0	3.60	Cosart	2.0	5	3	3	0	3	0	3.31
Totals	9.0	9	3	3	6	3	0	3.54	Totals	9.0	12	7	7	3	5	0	4.41

Game Scores: Hickman 50; Gonzalez, D 45.

WP: Gonzalez, D 2.

Balk: Gonzalez, D; Cosart.

Pitches-strikes: Hickman 94-49; Dopico 26-13; Walsh 19-11; Gonzalez, D 96-58; Smith, H 15-11; Cosart 45-30.

Groundouts-flyouts: Hickman 8-6; Dopico 3-0; Walsh 1-0; Gonzalez, D 6-6; Smith, H 1-0; Cosart 1-1.

Batters faced: Hickman 26; Dopico 8; Walsh 4; Gonzalez, D 28; Smith, H 3; Cosart 11.

Umpires: HP: Mark Bass. 1B: Mike Snover.

Weather: 86 degrees, clear.

Wind: 2 mph, Calm.

First pitch: 7:05 PM.

T: 2:52.

Att: 1,443.

Venue: Haley Toyota Field.

July 9, 2018

Compiled by MLB Advanced Media

Copyright 2018 by Major League Baseball Advanced Media.

Winston-Salem Dash Individual Statistics As of: 07/09/2018 10:08 PM EDT

W-L Record: 54-34

Choose a highlighted category to sort. NOTE: Rate stats do not use qualifiers.

BATTERS	GI																				---GAMES BY POSITION---										
	AVG	G	AB	R	H	2B	3B	HR	RBI	TB	BB	IBB	SO	SB	CS	OBP	SLG	OPS	SF	SAC	HBP	DP	1B	2B	3B	SS	OF	C	E		
Adolfo, Micker	.283	78	290	48	82	18	1	11	50	135	33	0	91	2	1	.368	.466	.834	3	0	8	3									
Duarte, Mikey	.111	6	9	1	1	0	0	0	0	1	1	0	2	1	1	.200	.111	.311	0	1	0	0	5	0	1	0	0	0	0		
Forbes, Ti'Quan	.291	73	261	43	76	12	4	5	36	111	15	0	41	4	6	.336	.425	.761	1	1	3	7	1	19	46	6	0	0	15		
Gonzalez, Daniel	.125	4	8	2	1	0	0	0	1	1	1	0	2	0	0	.222	.125	.347	0	0	1	0	0	0	0	0	0	0	4	1	
* Gonzalez, Luis	.313	15	67	12	21	8	0	1	9	32	4	0	10	1	1	.342	.478	.820	2	0	0	0	0	0	0	0	0	14	0	1	
Mercedes, Yermin	.268	57	198	24	53	16	0	6	29	87	24	1	42	3	0	.353	.439	.792	0	0	2	2	13	0	0	0	0	0	43	4	
Nolan, Nate	.182	45	148	16	27	7	1	3	20	45	16	0	72	0	0	.267	.304	.571	0	0	1	2	0	0	0	0	0	0	45	4	
Remillard, Zach	.247	68	243	34	60	11	2	8	31	99	14	0	63	3	4	.299	.407	.706	0	1	4	4	8	8	36	0	15	0	11		
Rivera, Laz	.319	16	69	17	22	9	1	3	9	42	2	0	14	3	1	.338	.609	.947	0	3	0	0	0	1	0	0	14	0	0	4	
Robert, Luis	.300	8	30	4	9	1	0	0	5	10	4	0	10	1	0	.389	.333	.722	1	1	1	0	0	0	0	0	0	8	0	0	
Roman, Mitch	.288	73	236	39	68	11	1	2	28	87	25	0	54	12	5	.353	.369	.722	6	2	2	1	0	61	0	10	0	0	9		
* Rutherford, Blake	.301	70	276	38	83	18	4	6	55	127	17	0	55	10	5	.342	.460	.802	3	0	2	5	0	0	0	0	0	66	0	3	
* Sheets, Gavin	.292	70	264	38	77	18	2	4	38	111	32	0	48	1	0	.370	.420	.790	2	0	2	2	68	0	0	0	0	0	0	4	
Yrizarri, Yeyson	.240	70	263	26	63	17	1	5	36	97	14	0	56	10	5	.291	.369	.660	2	1	6	6	0	0	0	7	58	6	0	17	
Other	.273	167	594	110	162	37	10	19	79	276	91	1	158	25	23	.375	.465	.840	4	6	9	6									
Team Total	.272	88	2956	452	805	183	27	73	426	1261	293	2	718	76	52	.343	.427	.770	24	16	40	39									87

PITCHERS	W	L	ERA	G	GS	CG	SHO	SV	SVO	IP	H	R	ER	HR	HB	BB	IBB	SO	BK	WP	GO/AO	DP	WHIP	AVG	AB	TBF	SF	GF	HLD
	* Banks, Tanner	8	2	2.54	13	13	1	0	0	0	85.0	81	33	24	3	1	17	1	56	1	2	0.86	7	1.15	.253	320	345	3	0
Battenfield, Blake	1	0	3.18	3	3	0	0	0	0	17.0	14	8	6	3	0	5	0	17	0	2	0.94	1	1.12	.233	60	67	1	0	0
Dopico, Danny	0	3	4.10	20	4	0	0	3	3	37.1	30	20	17	2	2	18	0	45	0	5	0.64	5	1.29	.219	137	159	2	7	5
Hasler, Drew	2	1	5.29	17	1	0	0	1	1	32.1	40	19	19	4	0	6	0	22	0	0	1.61	2	1.42	.301	133	141	1	1	2
Henzman, Lincoln	0	1	7.20	4	0	0	0	0	1	5.0	9	5	4	0	0	2	0	0	0	0	1.00	2	2.20	.450	20	23	1	1	1
Hickman, Blake	2	2	7.02	21	5	0	0	0	0	50.0	59	40	39	11	0	37	0	40	0	3	1.17	4	1.92	.295	200	240	3	7	2
Johnson, Tyler	1	0	4.26	5	0	0	0	1	1	6.1	6	3	3	1	0	0	0	8	0	0	1.00	1	0.95	.250	24	24	0	5	0
* Kubat, Kyle	3	1	1.57	21	1	0	0	1	1	46.0	38	10	8	0	0	5	1	38	0	0	1.45	3	0.93	.230	165	174	0	6	4
Martinez, Luis	6	4	3.98	16	13	0	0	0	0	81.1	74	44	36	3	5	40	0	69	1	9	0.65	8	1.40	.241	307	358	5	0	1
Morrison, Mike	4	2	3.66	24	0	0	0	5	5	32.0	23	16	13	2	0	21	3	31	0	3	0.66	2	1.38	.198	116	138	0	17	4
* Parke, John	1	1	2.65	3	3	0	0	0	0	17.0	14	5	5	1	2	5	0	11	0	0	1.38	1	1.12	.226	62	70	0	0	0
Peralta, Yelmison	0	0	6.00	6	0	0	0	1	1	9.0	7	6	6	2	0	6	0	12	0	0	0.56	0	1.44	.219	32	39	1	4	0
Seitzer, Cameron	0	1	11.12	4	0	0	0	0	0	5.2	11	7	7	1	1	2	0	5	0	4	0.86	0	2.29	.379	29	32	0	1	1
Walsh, Connor	0	0	3.60	5	0	0	0	1	1	5.0	6	2	2	0	0	2	0	9	0	2	1.33	0	1.60	.300	20	24	1	2	0
Other	26	16	3.00	101	45	0	0	10	13	335.2	279	143	112	23	14	102	2	358	2	22	1.22	26	1.14	.226	1237	1373	6	36	6
Team Total	54	34	3.54	88	88	1	6	23	27	764.2	691	361	301	56	25	268	7	721	4	52	1.24	62	1.25	.241	2862	3207	24	87	26

KEY: * - lefthanded hitter/pitcher, # - switch hitter

Kannapolis Intimidators (48-37) 6, Lakewood BlueClaws (51-36) 2
July 9, 2018

	1	2	3	4	5	6	7	8	9	R	H	E
Lakewood	0	1	0	0	1	0	0	0	0	2	8	0
Kannapolis	0	0	0	0	0	3	3	0	x	6	9	1

Lakewood	AB	R	H	RBI	BB	SO	LOB	AVG	Kannapolis	AB	R	H	RBI	BB	SO	LOB	AVG
Muzziotti, DH	4	0	0	0	1	1	3	.261	Brown, N, CF	3	2	1	1	1	2	0	.280
Scheiner, 1B	4	0	2	1	1	1	0	.280	Cruz, SS	4	0	2	1	0	0	3	.215
Maton, SS	3	0	0	0	2	2	5	.257	Dedelow, LF	3	0	1	3	1	1	2	.268
Ortiz, J, RF	4	1	1	1	0	2	3	.237	Blackman, 2B	4	0	0	0	0	1	4	.258
Brito, 2B	3	0	1	0	1	0	1	.240	Hickman, DH	3	0	1	0	1	0	0	.236
Vierling, CF	4	0	1	0	0	0	3	.250	Frost, RF	4	0	0	0	0	1	3	.208
Fitch, C	4	0	0	0	0	1	2	.260	Perez, C, C	4	1	2	0	0	0	1	.259
Guthrie, 3B	4	0	1	0	0	0	1	.246	Yurchak, 1B	3	2	1	0	1	0	1	.255
Stephen, LF	4	1	2	0	0	0	0	.243	Muno, 3B	3	1	1	0	0	1	1	.200
Stewart, P	0	0	0	0	0	0	0	.000	Solorzano, P	0	0	0	0	0	0	0	.000
Cabrera, I, P	0	0	0	0	0	0	0	.000	Ledo, P	0	0	0	0	0	0	0	.000
Cedeno, L, P	0	0	0	0	0	0	0	.000	McRee, P	0	0	0	0	0	0	0	.000
Carrasco, P	0	0	0	0	0	0	0	.000	Mockbee, P	0	0	0	0	0	0	0	.000
Totals	34	2	8	2	5	7	18	.246	Totals	31	6	9	5	4	6	15	.259

BATTING**2B:** Stephen (10, Solorzano).**HR:** Ortiz, J (9, 2nd inning off Solorzano, 0 on, 0 out).**TB:** Scheiner 2; Vierling; Ortiz, J 4; Stephen 3; Brito; Guthrie.**RBI:** Ortiz, J (29); Scheiner (36).**2-out RBI:** Scheiner.**Runners left in scoring position, 2 out:** Maton 4; Fitch; Ortiz, J; Guthrie; Vierling.**GIDP:** Vierling.**Team RISP:** 2-for-11.**Team LOB:** 10.**BASERUNNING****SB:** Brito (12, 2nd base off Solorzano/Perez, C).**FIELDING****PB:** Fitch (2).**DP:** (Guthrie-Brito-Scheiner).

Lakewood	IP	H	R	ER	BB	SO	HR	ERA
Stewart	5.0	2	0	0	1	2	0	1.25
Cabrera, I (BS, 1)(L, 0-2)	0.2	3	3	3	2	1	0	9.53
Cedeno, L	1.1	3	3	1	1	3	0	1.33
Carrasco	1.0	1	0	0	0	0	0	3.60
Totals	8.0	9	6	4	4	6	0	2.68

BATTING**2B:** Dedelow (24, Cabrera, I); Perez, C 2 (11, Cedeno, L, Carrasco).**TB:** Brown, N; Dedelow 2; Yurchak; Perez, C 4; Cruz 2; Muno; Hickman.**RBI:** Dedelow 3 (45); Brown, N (13); Cruz (21).**Runners left in scoring position, 2 out:** Frost; Blackman; Yurchak.**GIDP:** Perez, C.**Team RISP:** 3-for-9.**Team LOB:** 5.**BASERUNNING****SB:** Brown, N (7, 2nd base off Cedeno, L/Fitch); Cruz (2, 2nd base off Cedeno, L/Fitch).**CS:** Dedelow (2, 2nd base by Stewart/Fitch).**FIELDING****E:** Cruz (15, throw).**Outfield assists:** Frost (Scheiner at 2nd base).**DP:** (Blackman-Cruz-Yurchak).

Kannapolis	IP	H	R	ER	BB	SO	HR	ERA
Solorzano	4.2	7	2	2	2	3	1	4.85
Ledo (W, 4-1)	2.1	1	0	0	0	2	0	4.95
McRee	1.2	0	0	0	3	1	0	3.50
Mockbee (S, 1)	0.1	0	0	0	0	1	0	1.13
Totals	9.0	8	2	2	5	7	1	3.13

Game Scores: Stewart 66; Solorzano 41.**WP:** Cedeno, L.**Pitches-strikes:** Stewart 60-39; Cabrera, I 35-19; Cedeno, L 37-24; Carrasco 11-7; Solorzano 91-55; Ledo 35-22; McRee 31-16; Mockbee 3-3.**Groundouts-flyouts:** Stewart 6-5; Cabrera, I 0-1; Cedeno, L 0-1; Carrasco 2-0; Solorzano 6-2; Ledo 4-1; McRee 3-2; Mockbee 0-0.**Batters faced:** Stewart 16; Cabrera, I 7; Cedeno, L 8; Carrasco 4; Solorzano 21; Ledo 8; McRee 9; Mockbee 1.**Inherited runners-scored:** Cedeno, L 2-0; Ledo 2-0; Mockbee 3-0.**Umpires:** HP: Anthony Warner. 1B: Justin Whiddon.**Weather:** 86 degrees, clear.**Wind:** 3 mph, Varies.**First pitch:** 7:06 PM.**T:** 2:53.**Att:** 735.**Venue:** Intimidators Stadium.**July 9, 2018**

Compiled by MLB Advanced Media

Copyright 2018 by Major League Baseball Advanced Media.

Kannapolis Intimidators Individual Statistics As of: 07/09/2018 10:22 PM EDT

W-L Record: 48-37

Choose a highlighted category to sort. NOTE: Rate stats do not use qualifiers.

	GI																				---GAMES BY POSITION---									
	BATTERS	AVG	G	AB	R	H	2B	3B	HR	RBI	TB	BB	IBB	SO	SB	CS	OBP	SLG	OPS	SF	SAC	HBP	DP	1B	2B	3B	SS	OF	C	E
Blackman, Tate	.258	80	283	39	73	12	1	9	43	114	36	2	97	3	3	.353	.403	.756	4	1	8	4	0	79	0	0	0	0	0	8
* Brown, Nolan	.280	49	150	31	42	10	0	0	13	52	17	1	37	7	2	.358	.347	.705	3	1	3	1	0	0	0	0	0	43	0	0
Cruz, Johan	.215	62	223	21	48	4	2	1	21	59	22	0	47	2	2	.289	.265	.554	2	4	2	2	0	0	43	20	0	0	15	
Curbelo, Luis	.262	34	126	18	33	11	1	1	14	49	10	0	31	0	0	.321	.389	.710	0	1	1	0	0	0	20	12	0	0	11	
* Dedelow, Craig	.268	80	317	37	85	24	5	5	45	134	18	3	69	0	2	.318	.423	.740	0	1	5	3	0	0	0	0	80	0	3	
* Frost, Tyler	.208	73	236	30	49	12	2	11	37	98	19	0	84	4	1	.277	.415	.692	1	3	4	3	0	0	0	0	68	0	3	
* Hickman, Michael	.236	43	157	15	37	8	1	1	18	50	11	0	55	0	2	.294	.318	.613	0	0	2	4	4	0	0	0	0	17	2	
* Mungo, JJ	.200	11	25	7	5	0	0	0	1	5	1	0	8	2	0	.310	.200	.510	0	0	3	2	0	3	2	0	3	0	0	
Perez, Carlos	.259	47	162	12	42	11	1	1	17	58	3	0	20	0	0	.274	.358	.632	2	1	1	5	0	0	0	0	0	34	3	
* Skoug, Evan	.207	57	198	28	41	9	1	5	22	67	25	0	70	4	0	.296	.338	.635	2	0	1	4	0	0	0	0	0	38	1	
Villa, Anthony	.262	56	183	20	48	16	0	3	25	73	21	0	64	1	0	.355	.399	.754	3	0	7	2	28	1	18	0	3	0	7	
* Yurchak, Justin	.255	68	235	37	60	15	1	1	28	80	37	0	44	0	1	.356	.340	.697	2	1	1	9	57	0	1	0	0	0	8	
Other	.318	134	522	83	166	34	5	14	55	252	33	0	119	18	7	.375	.483	.857	3	8	16	14								
Team Total	.259	85	2817	378	729	166	20	52	339	1091	253	6	745	41	20	.329	.387	.717	22	21	54	53								
PITCHERS	W	L	ERA	G	GS	CG	SHO	SV	SVO	IP	H	R	ER	HR	HB	BB	IBB	SO	BK	WP	GO/AO	DP	WHIP	AVG	AB	TBF	SF	GF	HLD	
Elliott, Jake	1	3	3.15	22	0	0	0	2	5	45.2	37	18	16	5	2	11	0	55	0	3	1.05	3	1.05	.226	164	181	3	6	4	
* Escorcia, Kevin	0	2	3.80	15	0	0	0	0	0	21.1	21	11	9	2	2	6	0	31	0	3	0.94	0	1.27	.253	83	93	1	6	0	
* Harrington, Drew	1	1	1.76	4	2	0	0	1	1	15.1	10	3	3	1	1	3	0	10	0	0	2.50	1	0.85	.182	55	59	0	1	0	
T * Harrington, Drew	4	4	5.51	15	8	0	0	1	1	49.0	57	34	30	8	6	13	0	35	0	4	1.74	4	1.43	.297	192	215	1	2	0	
Kincanon, Will	1	1	3.75	10	0	0	0	2	2	12.0	11	6	5	0	1	2	0	10	0	2	1.45	2	1.08	.234	47	51	1	9	1	
Ledo, Luis	4	1	4.95	19	1	0	0	0	2	36.1	33	22	20	5	1	22	0	35	0	5	0.97	1	1.51	.248	133	160	1	0	2	
Lewis, Zach	2	2	3.28	19	6	0	0	3	4	49.1	33	20	18	4	7	23	1	44	1	8	1.54	7	1.14	.196	168	201	1	5	0	
McClure, Kade	3	1	3.02	8	8	0	0	0	0	41.2	43	18	14	2	1	14	0	42	1	2	1.42	3	1.37	.265	162	180	2	0	0	
McRee, Aron	3	2	3.50	12	0	0	0	3	5	18.0	19	8	7	0	3	8	0	13	0	3	3.11	3	1.50	.279	68	80	0	8	0	
* Mockbee, Joe	0	0	1.13	6	0	0	0	1	1	8.0	3	1	1	0	0	3	0	9	0	0	2.50	0	0.75	.115	26	29	0	3	1	
Nin, Jose	2	3	1.64	19	0	0	0	3	3	22.0	18	7	4	2	0	7	0	18	0	0	1.17	0	1.14	.217	83	93	0	17	1	
* Perez, Andrew	0	0	0.00	2	0	0	0	0	0	4.0	2	0	0	0	1	1	0	3	0	0	3.50	1	0.75	.143	14	16	0	0	1	
Quijada, Jhoan	0	2	4.38	9	3	0	0	0	0	39.0	42	21	19	5	2	7	0	21	1	0	1.07	4	1.26	.276	152	161	0	3	0	
* Rigler, Parker	6	3	4.03	17	17	0	0	0	0	89.1	79	44	40	7	7	38	0	81	1	2	0.64	8	1.31	.237	333	382	4	0	0	
Solozzano, Yosmer	1	5	4.85	20	7	0	0	0	1	55.2	50	33	30	4	3	25	3	43	0	7	1.65	5	1.35	.244	205	235	1	2	1	
Other	24	11	2.26	76	41	3	1	9	10	274.2	233	97	69	17	12	56	1	281	1	21	1.23	16	1.05	.224	1038	1116	3	22	1	
Team Total	48	37	3.13	85	85	3	7	24	34	732.1	634	309	255	54	43	226	5	696	5	56	1.57	54	1.17	.232	2731	3037	17	82	12	

KEY: * - lefthanded hitter/pitcher, # - switch hitter

Copyright 2018 by Major League Baseball Advanced Media.

Great Falls Voyagers Individual Statistics As of: 07/08/2018 10:14 PM EDT

W-L Record: 13-11

Choose a highlighted category to sort. NOTE: Rate stats do not use qualifiers.

GI ---GAMES BY POSITION---

BATTERS		AVG	G	AB	R	H	2B	3B	HR	RBI	TB	BB	IBB	SO	SB	CS	OBP	SLG	OPS	SF	SAC	HBP	DP	1B	2B	3B	SS	OF	C	E	
#	Alfaro, Jhoandro	.194	10	31	3	6	1	0	0	6	7	2	0	4	1	0	.278	.226	.504	1	1	2	2	0	0	0	0	0	10	1	
	Beltre, Ramon	.313	17	67	10	21	2	2	2	10	33	4	0	11	1	0	.352	.493	.845	0	0	0	1	0	2	7	8	0	0	5	
	Dawkins, Ian	.284	21	88	20	25	4	0	1	10	32	2	0	13	7	1	.312	.364	.675	1	0	2	3	0	0	0	0	20	0	0	
*	Destino, Alex	.241	21	79	8	19	6	3	1	11	34	5	0	15	0	1	.294	.430	.724	0	0	1	2	0	0	0	0	21	0	2	
	Estes, Jay	.176	13	34	6	6	2	0	1	2	11	1	0	7	0	1	.200	.324	.524	0	0	0	0	0	0	0	0	11	0	0	
	Feliz, Maiker	.214	9	28	6	6	1	0	2	6	13	4	0	4	0	0	.313	.464	.777	0	0	0	1	0	0	8	0	0	0	3	
	Fitzpatrick, Ryan	.200	12	30	4	6	1	0	0	1	7	2	0	7	0	0	.368	.233	.602	0	0	6	1	12	0	0	0	0	0	0	
	Galusky, Jimmy	.273	12	33	3	9	1	0	0	2	10	3	0	8	1	0	.351	.303	.654	0	1	1	0	0	6	0	4	0	0	2	
	Gonzalez, Romy	.259	17	58	9	15	5	1	1	10	25	8	0	15	4	0	.348	.431	.780	0	0	0	1								
	McGinnis, Adam	.276	10	29	8	8	3	0	3	6	20	3	0	7	0	0	.364	.690	1.053	0	0	1	0	0	0	0	0	0	0	6	0
#	Moniot, Travis	.217	9	23	3	5	1	0	0	3	6	6	1	4	1	0	.379	.261	.640	0	1	0	2	0	5	3	2	0	0	3	
	Nunez, Amado	.259	16	58	11	15	7	0	0	6	22	4	0	17	1	0	.306	.379	.686	0	0	0	0	8	8	0	0	0	0	0	5
	Sosa, Lenyn	.314	21	86	15	27	4	1	2	15	39	1	0	10	0	1	.318	.453	.772	1	0	0	3	0	3	7	11	0	0	2	
	Sowers, Logan	.356	22	73	14	26	3	0	3	12	38	12	0	22	1	0	.453	.521	.974	0	0	1	1	0	0	0	0	22	0	0	
	Troutwine, Gunnar	.250	9	32	4	8	1	0	1	4	12	4	0	7	0	0	.333	.375	.708	0	0	0	1	0	0	0	0	0	9	1	
	Zangari, Corey	.189	9	37	5	7	0	0	2	5	13	2	0	9	0	0	.231	.351	.582	0	0	0	2	6	0	0	0	0	0	0	2
	Team Total	.266	24	786	129	209	42	7	19	109	322	63	1	160	17	5	.330	.410	.740	3	3	14	20								33
PITCHERS		W	L	ERA	G	GS	CG	SHO	SV	SVO	IP	H	R	ER	HR	HB	BB	IBB	SO	BK	WP	GO/AO	DP	WHIP	AVG	AB	TBF	SF	GF	HLD	
	Arobio, Vince	1	2	4.50	9	0	0	0	0	0	10.0	7	7	5	1	0	5	0	9	0	1	3.20	0	1.20	.189	37	42	0	2	0	
	Bilous, Jason	0	1	4.85	5	5	0	0	0	0	13.0	16	8	7	0	2	5	0	10	0	1	1.40	3	1.62	.320	50	57	0	0	0	
	Burns, Wyatt	1	0	6.08	6	0	0	0	0	0	13.1	21	10	9	2	0	0	0	7	0	0	2.88	2	1.58	.368	57	59	1	0	2	
	Comito, Chris	1	3	6.23	5	5	0	0	0	0	26.0	36	21	18	3	2	6	0	16	0	3	1.32	2	1.62	.343	105	118	2	0	0	
	Heuer, Codi	0	0	4.97	5	5	0	0	0	0	12.2	19	8	7	2	1	1	0	10	0	1	1.25	0	1.58	.345	55	58	1	0	0	
	Johnson, Nick	0	1	1.00	8	0	0	0	1	3	9.0	7	3	1	0	0	2	0	9	0	0	2.17	0	1.00	.212	33	37	0	5	0	
	Maynard, Jack	1	1	3.97	6	0	0	0	0	1	11.1	17	5	5	1	0	3	0	13	0	0	2.33	1	1.76	.340	50	53	0	1	0	
	McCormick, Michael	3	0	3.27	6	0	0	0	1	2	11.0	12	4	4	0	2	1	0	11	0	1	1.56	0	1.18	.267	45	49	0	3	0	
*	Minier, Greg	1	1	6.28	5	0	0	0	0	0	14.1	18	11	10	2	0	2	0	13	0	2	0.93	2	1.40	.310	58	60	0	0	0	
	Moran, Spencer	1	1	3.74	4	4	0	0	0	0	21.2	22	14	9	2	0	8	0	20	0	1	0.61	1	1.38	.259	85	95	1	0	0	
	Perez, Devon	0	0	4.50	1	0	0	0	1	1	2.0	3	1	1	0	0	1	0	1	0	2	0.67	0	2.00	.333	9	10	0	1	0	
*	Portland, Matt	0	0	8.44	2	1	0	0	0	0	5.1	11	6	5	1	0	2	0	8	0	1	1.67	0	2.44	.407	27	29	0	0	0	
	Ramsey, Lane	2	0	8.03	5	0	0	0	0	0	12.1	23	13	11	0	0	3	0	9	0	1	3.00	1	2.11	.383	60	63	0	1	0	
*	Sousa, Bennett	1	0	0.00	8	0	0	0	3	3	12.0	3	0	0	0	0	0	0	17	0	1	2.00	0	0.25	.073	41	41	0	7	0	
	Stiever, Jonathan	0	0	3.27	4	4	0	0	0	0	11.0	4	4	4	2	1	4	0	18	0	0	2.50	0	0.73	.111	36	41	0	0	0	
*	Weston, Drew	0	1	7.88	6	0	0	0	0	1	8.0	6	8	7	3	0	3	0	8	0	1	1.00	0	1.13	.214	28	33	2	3	0	
	Other	1	0	1.42	4	0	0	0	0	0	6.1	3	1	1	0	0	0	0	7	0	0	1.40	0	0.47	.136	22	22	0	1	0	
	Team Total	13	11	4.70	24	24	0	1	6	11	199.1	228	124	104	19	8	46	0	186	0	16	1.96	12	1.37	.286	798	867	7	24	2	

KEY: * - lefthanded hitter/pitcher, # - switch hitter

Copyright 2018 by Major League Baseball Advanced Media.

AZL White Sox

Individual Statistics As of: 07/09/2018 01:54 AM EDT

W-L Record: 10-7

Choose a highlighted category to sort. NOTE: Rate stats do not use qualifiers.

	GI																				---GAMES BY POSITION---									
	AVG	G	AB	R	H	2B	3B	HR	RBI	TB	BB	IBB	SO	SB	CS	OBP	SLG	OPS	SF	SAC	HBP	DP	1B	2B	3B	SS	OF	C	E	
BATTERS																														
* Abbott, Sam	.200	11	30	5	6	3	0	0	4	9	7	1	13	0	0	.385	.300	.685	0	0	2	1	10	0	0	0	0	0	1	
* Coffey, Micah	.259	16	58	10	15	4	0	0	12	19	11	1	18	1	1	.377	.328	.704	0	1	0	2	0	0	16	0	0	1		
# Colina, Jose	.333	4	6	2	2	1	0	0	0	3	1	0	0	0	0	.429	.500	.929	0	0	0	0	0	0	0	0	0	2	1	
* Comas, Anderson	.326	12	46	6	15	1	0	0	10	16	1	0	8	3	0	.347	.348	.695	1	0	1	1	0	0	0	0	12	0	1	
Coronado, Anthony	.158	7	19	2	3	1	0	0	2	4	2	0	7	1	0	.261	.211	.471	1	0	1	0	0	0	0	0	5	0	0	
Delgado, Lency	.244	11	41	13	10	2	0	1	5	15	3	1	12	2	0	.354	.366	.720	0	0	4	0	0	0	0	10	0	0	3	
* Greene, Ty	.289	12	45	7	13	2	0	0	3	15	3	0	8	1	0	.347	.333	.680	0	0	1	0	0	0	0	0	0	10	0	
Guerrero, Josue	.094	9	32	0	3	1	0	0	3	4	1	0	15	0	0	.118	.125	.243	1	0	0	0	0	0	0	0	6	0	0	
Madrigal, Nick	.000	1	1	1	0	0	0	0	0	0	0	0	0	0	0	.667	.000	.667	0	0	2	0	0	0	0	1	0	0	1	
Maldonado, Kelvin	.094	11	32	3	3	0	0	0	1	3	0	0	9	0	0	.121	.094	.215	0	0	1	0	0	7	0	2	0	0	1	
* Mendoza, Harvin	.343	9	35	4	12	3	1	0	9	17	3	0	3	1	2	.410	.486	.896	0	0	1	0	8	0	0	0	0	0	0	
* Mieses, Luis	.301	17	73	10	22	7	2	1	15	36	1	0	10	2	0	.307	.493	.800	1	0	0	2	0	0	0	0	17	0	0	
# Nova, Brayant	.107	10	28	4	3	1	1	0	2	6	4	0	13	0	0	.219	.214	.433	0	0	0	0	0	7	3	0	0	0	3	
* Ortiz, Gabriel	.143	8	21	1	3	0	0	0	2	3	1	0	3	0	0	.182	.143	.325	0	0	0	0	0	0	0	0	0	3	0	
Quinteiro, Camilo	.333	17	54	16	18	2	0	0	5	20	18	0	17	6	0	.514	.370	.884	0	1	2	0	0	8	1	6	0	0	2	
Sanchez, Kleyder	.077	11	26	3	2	1	0	0	2	3	2	0	3	0	0	.200	.115	.315	0	2	2	0	0	0	0	0	0	8	0	
Weaver, Cabela	.255	14	47	6	12	2	0	0	3	14	6	0	19	2	1	.375	.298	.673	0	0	3	0	0	0	0	0	14	0	0	
Team Total	.239	17	594	93	142	31	4	2	78	187	64	3	158	19	4	.331	.315	.646	4	4	20	6							20	
PITCHERS																														
	W	L	ERA	G	GS	CG	SHO	SV	SVO	IP	H	R	ER	HR	HB	BB	IBB	SO	BK	WP	GO/AO	DP	WHIP	AVG	AB	TBF	SF	GF	HLD	
* Acosta, Hector	0	0	13.50	2	0	0	0	0	0	1.1	2	2	2	0	0	1	0	0	0	0	0.33	0	2.25	.333	6	7	0	0	0	
Acosta, Nelson	1	0	2.00	5	0	0	0	0	0	9.0	8	2	2	0	0	2	0	8	0	0	1.57	1	1.11	.235	34	36	0	0	2	
* Clarkin, Jan	0	0	9.64	2	1	0	0	0	0	4.2	8	5	5	1	0	1	0	7	0	1	1.33	0	1.93	.381	21	23	0	0	0	
Conway, Austin	2	0	0.82	6	0	0	0	0	0	11.0	7	1	1	0	0	4	1	10	0	2	1.33	2	1.00	.189	37	42	0	2	1	
Cooper, Jacob	0	1	5.40	6	0	0	0	0	1	6.2	4	6	4	0	2	6	0	10	0	1	4.00	0	1.50	.174	23	32	0	2	1	
* Fernandez, Rigo	1	0	2.84	5	0	0	0	2	2	12.2	9	5	4	0	1	8	0	14	0	3	1.10	2	1.34	.209	43	53	1	3	1	
Herrera, Braylan	2	1	1.80	4	4	0	0	0	0	20.0	17	5	4	0	1	2	0	13	0	0	1.78	0	0.95	.218	78	83	0	0	0	
Kiel, Hunter	0	0	1.42	5	0	0	0	1	2	6.1	2	1	1	0	0	6	0	14	0	1	5.00	0	1.26	.100	20	27	0	2	1	
* Lara, Bryan	0	0	7.94	5	0	0	0	0	0	5.2	12	5	5	0	1	3	0	5	0	0	1.33	1	2.65	.414	29	35	1	3	0	
Love, Carter	1	0	3.86	4	0	0	0	0	0	11.2	11	5	5	1	0	2	0	12	0	2	2.29	0	1.11	.239	46	48	0	0	0	
Pineda, Ramon	0	1	12.79	4	0	0	0	0	0	6.1	8	10	9	2	2	1	0	6	0	2	0.75	0	1.42	.296	27	31	1	0	1	
* Soto, Aaron	1	0	5.29	4	4	0	0	0	0	17.0	19	10	10	2	1	1	0	16	0	1	1.13	0	1.18	.275	69	71	0	0	0	
Thompson, Sean	0	1	3.00	4	3	0	0	0	0	12.0	12	7	4	2	0	4	0	12	0	0	1.75	2	1.33	.261	46	50	0	0	0	
* Varnell, Taylor	1	1	2.49	5	5	0	0	0	0	21.2	13	12	6	1	2	8	0	30	0	1	1.53	0	0.97	.163	80	91	0	0	0	
Other	1	2	0.00	6	0	0	0	2	4	9.2	12	3	0	0	0	1	0	18	0	2	1.20	1	1.34	.300	40	42	0	5	0	
Team Total	10	7	3.58	17	17	0	0	5	9	155.2	144	79	62	9	10	50	1	175	0	16	1.97	9	1.25	.240	599	671	3	17	7	

KEY: * - lefthanded hitter/pitcher, # - switch hitter